



# NORWEGIAN SCHOOL OF VETERINARY SCIENCE

## Virological Survey of Surface waters in Norway

Ricardo C Rosado(Ricardo.Rosado@nvh.no), Mette Myrmet (Mette.Myrmet@nvh.no)  
Norwegian School of Veterinary Science

Dep of Food Safety and Infection Biology  
Section for Microbiology, Immunology and Parasitology

### Virus i vann, Skandinavisk kunskapsbank

The project VISK is part of the INTERREG IV A programme, with the ultimate goal of reducing susceptibility to waterborne viral diseases in Scandinavia, in spite of climate change.

Drinking water in Scandinavia is subject to different risks, seen on the illustration to the right. Climate change studies show an increase by 65% of extreme events in Europe between 1998 and 2007, events which affect both the quantity and quality of water resources. At this time, there is little information on outbreaks in Scandinavian raw water:

Finland – 18, 1998-2003 (Maunula et al., 2005)

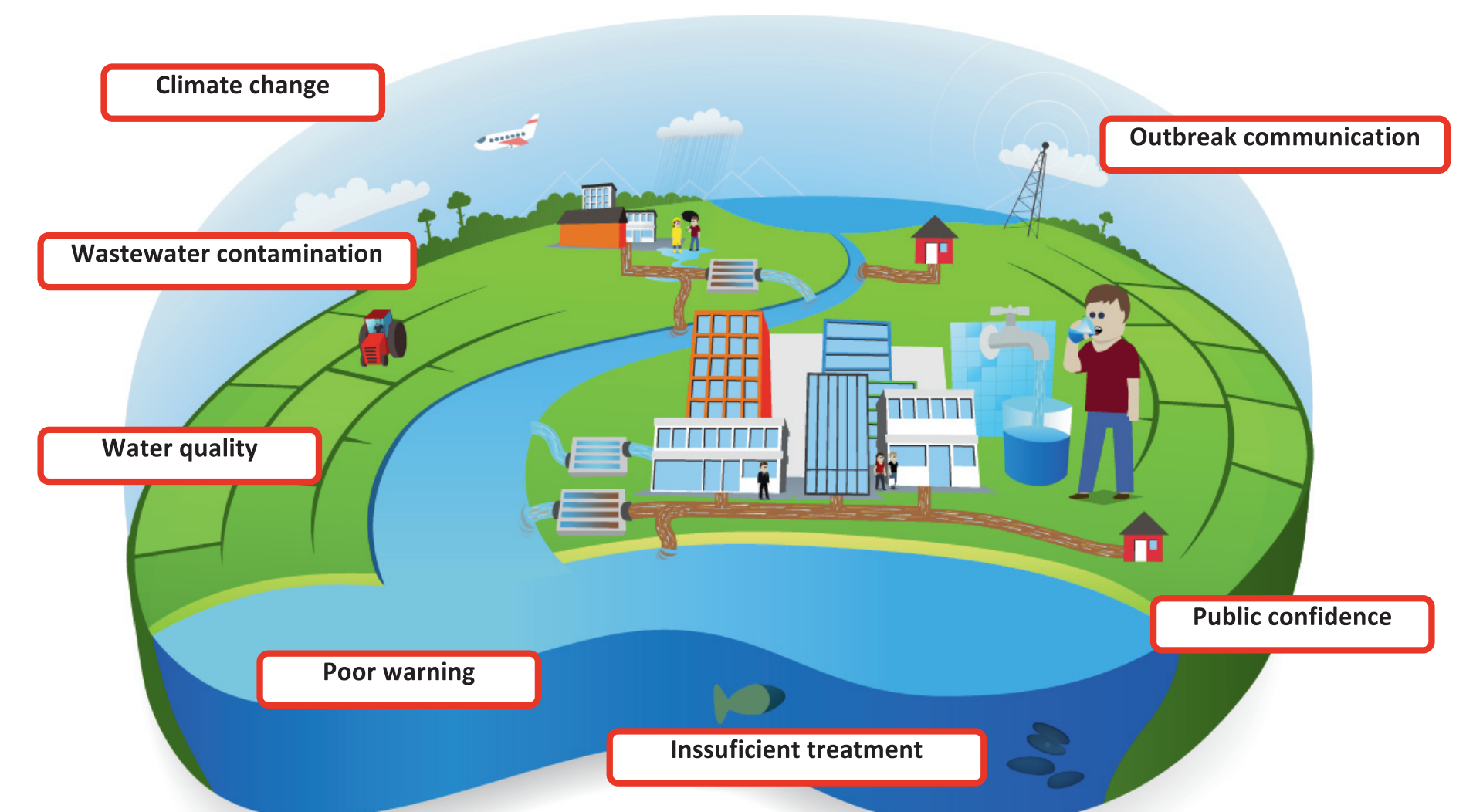
Sweden – 4 in 2010, 900 affected (SMI)

Norway – 13, 1988-2002, 6480 affected (Nygård et al., 2003)

### Objectives

- Establish filtration methods for virus detection in raw water commonly used in the project area.
- Survey surface water at the intake of the Nedre Romerike water plant for the presence of viruses implicated in human waterborne disease outbreaks.
- Survey both inlet and outlet waste water from sewage treatment plants in the project area for the same viruses.
- Produce data on virus quantities in sewage and drinking water in relation to season and precipitation.

### Risks to drinking water



### Viruses surveyed

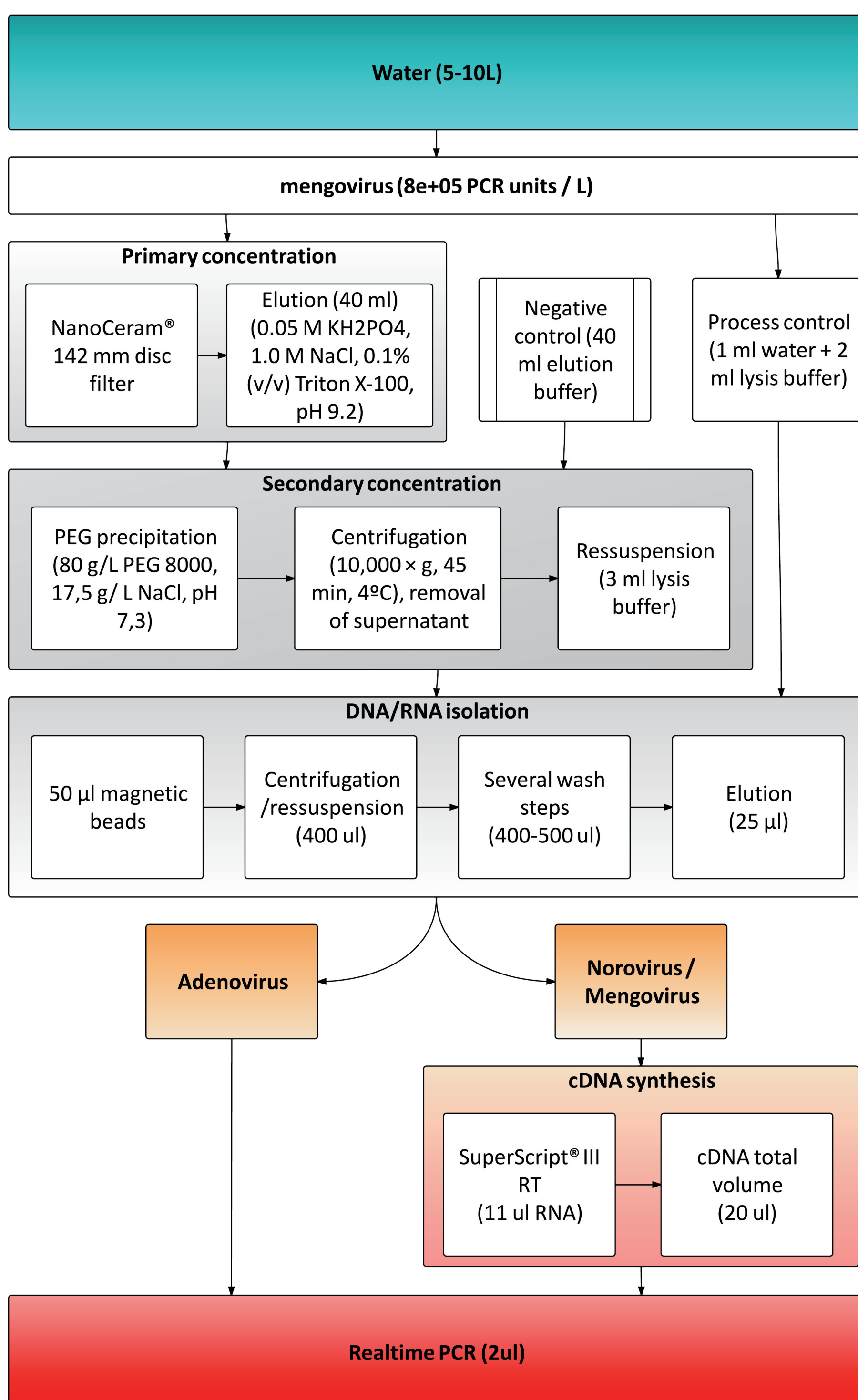
#### Norovirus

- leading cause of viral diarrhea worldwide in every age group, with 20 million cases in the USA every year
- over half of all foodborne outbreaks
- first detected as an agent of waterborne disease in 1997

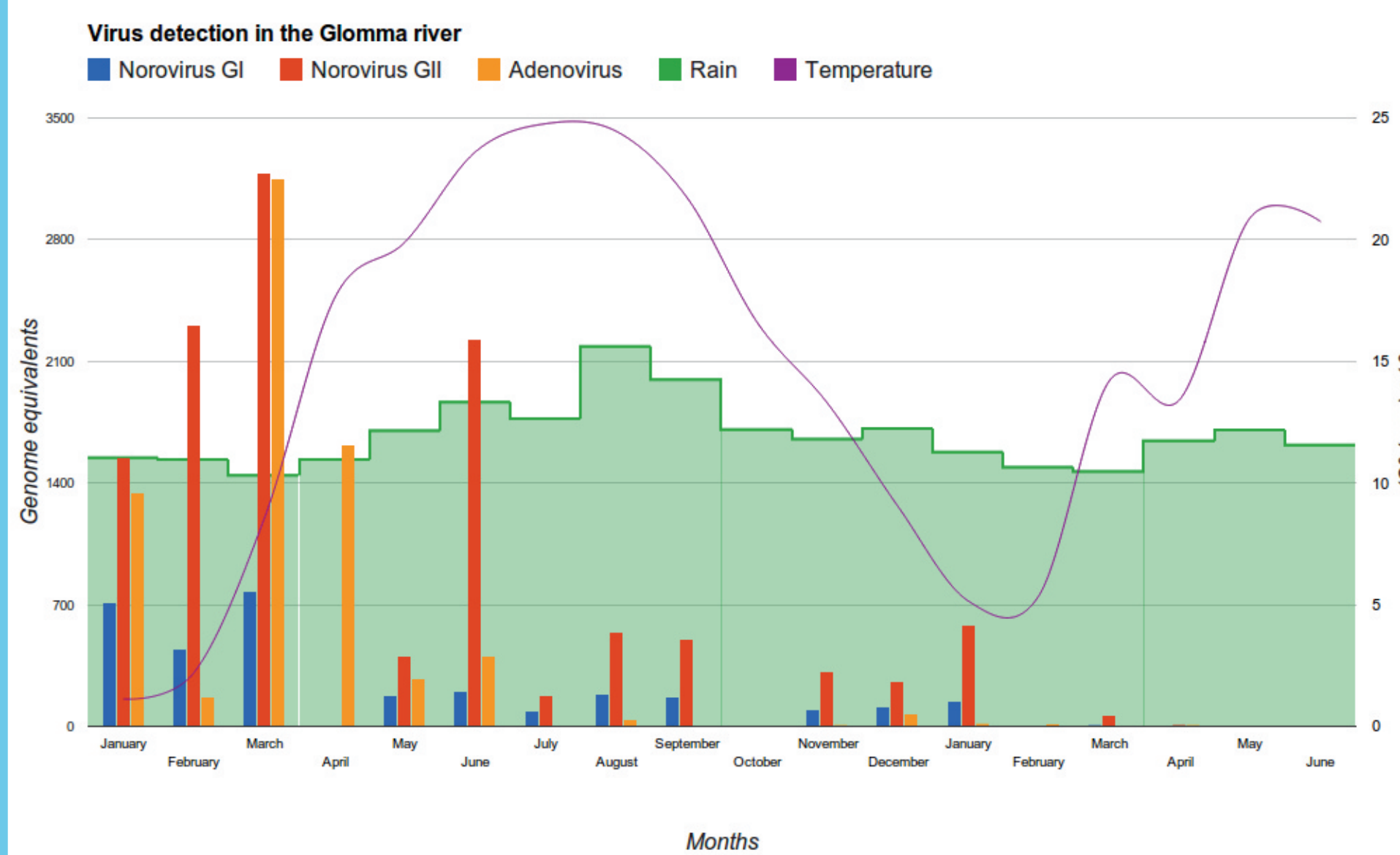
#### Adenovirus (hAdV)

- third most common cause of infantile gastroenteritis after rotavirus and norovirus,
  - acute gastroenteritis, primarily in children.
  - almost half are subclinical
- hAdV are often detected in the environment and have been proposed as a molecular index of viral contamination of human origin. Testing for hAdV in the Glomma is of interest for two different reasons:
- to assess the presence of this human pathogen
  - as an indicator of faecal contamination

### Project area - Norway



### Results



### Summary

- 162 samples over 55 weeks
- 139 positive for at least one virus
- 29 positive for all viruses
- 23 negative for all viruses,
- only 2 months out of 18 had no positives

### Inhibitors

~20% of samples showed signs of inhibition

### Virus recovery

- 7-34% using spiked surface water
- best recovery norovirus GI

### Conclusions

- The method has consistent results, but variable recovery. No cause for this has been identified.
- Adenovirus was detected most often, but norovirus GII had the highest average concentration, questioning how useful it is as an indicator in the Glomma region.
- Large difference between winters of 2011/2012 complicates study of virus concentration in relation to observed weather events.