

Contents

Part A: Outputs, reports, metrics, activities, impact

1. Publications
 - 1.1. Full publication
 - 1.2. Published resources
 - 1.3. Web pages
 - 1.4. Blogs
 - 1.5. Conferences and Seminars
2. Reports about the Manchester Fly Facility and its work
 - 2.1. External
 - 2.2. Local
3. Metrics
4. Activities
 - 4.1. Science fairs
 - 4.2. School activities
 - 4.3. Teacher training
 - 4.4. Tours of the Fly Facility
5. Student placements
6. Impact
 - 6.1. Awards
 - 6.2. Proof that resources are being used
 - 6.2.1. Use of advocacy and outreach materials
 - 6.2.2. Use of training package
 - 6.2.3. Use of school resources
 - 6.3. Impact of school resources on teachers', pupil's and researchers' choices
 - 6.4. Impact on other activities
 - 6.5. Invitations

Part B: Comments demonstrating quality of resources & activities

7. School Visits, droso4schools, Teacher Seminars & Conferences (teacher comments)
8. School Visits (pupil comments)
 - 8.1. Extracurricular school visits
 - 8.2. Within droso4school project
 - 8.3. School Visits (Pupil reports and drawings)
9. Online Resources (Teacher comments)
10. Online resources (comments from other researchers)
11. Training Package
12. Comments by students
 - 12.1. Student participants in outreach work
 - 12.2. droso4schools placement students
 - 12.3. Work experience students at the Fly Facility
 - 12.4. Other pupil comments
13. Faculty Events
14. External visitors
15. Brain Box
16. Resource provision (flies and/or food)

Part C: Evaluation

- ManFlyFacility-SchoolEvaluations.xls [\[LINK\]](#)
- Scarisbrick-Evaluation.pdf [\[LINK\]](#)

Part A: Outputs, reports, metrics, activities

1. Publications

1.1. Full publications

- Illingworth, S., Prokop, A. (2017). Science communication in the field of fundamental biomedical research (editorial). *Semin Cell Dev Biol* **70**, 1-9 -- [\[LINK\]](#)
- Patel, S., Prokop, A. (2017). The Manchester Fly Facility: Implementing an objective-driven long-term science communication initiative. *Semin Cell Dev Biol* **70**, 38-48 -- [\[LINK\]](#)
- Patel, S., DeMaine, S., Heafield, J., Bianchi, L., Prokop, A. (2017). The droso4schools project: long-term scientist-teacher collaborations to promote science communication and education in schools. *Semin Cell Dev Biol* **70**, 73-84 -- [\[LINK\]](#)
- Roote, J., Prokop, A. (2013). How to design a genetic mating scheme: a basic training package for *Drosophila* genetics. *G3 (Bethesda)* **3**, 353-8 -- [\[LINK\]](#)
- Fostier, M., Patel, S., Clarke, S., Prokop, A. (2015). A novel electronic assessment strategy to support applied *Drosophila* genetics training on university courses. *G3 (Bethesda)* **5**, 689-98 -- [\[LINK\]](#)
- Prokop, A. (2016). Fruit flies in biological research. *Biological Sciences Review* **28**, 10-14 -- [\[LINK\]](#)
- Harbottle, J., Strangward, P., Alnuamaani, C., Lawes, S., Patel, S., Prokop, A. (2016). Making research fly in schools: *Drosophila* as a powerful modern tool for teaching Biology. *School Science Review* **97**, 19-23 -- [\[LINK\]](#)

1.2. Published resources

- Prokop, A., Patel, S. (2016). Resources for communicating *Drosophila* research in schools and on science fairs. *figshare*, 10.6084/m9.figshare.4262921 -- [\[LINK\]](#)
- Prokop, A., Patel, S. (2015). Biology lessons for schools using the fruit fly *Drosophila*. *figshare*, m9.figshare.1352064 -- [\[LINK\]](#)
- Prokop, A. (2013). A rough guide to *Drosophila* mating schemes. *figshare*, m9.figshare.106631 -- [\[LINK\]](#)
- Prokop, A. (2013). 2nd year *Drosophila* developmental genetics practical. *figshare*, m9.figshare.156395 -- [\[LINK\]](#)
- Manchester-Fly-Facility (2013) For the public: Outreach resources -- [\[LINK\]](#)
- ManFly (2015). Manchester Fly Facility Resources. *figshare*, 10.6084/m9.figshare.1328031 -- [\[LINK\]](#)
- Small fly: Big Impact, Part 1 Why the fly (educational YouTube video in English, Spanish, Indonesian, Arabic, under development: Portuguese) -- [\[LINK\]](#)
- Small fly: Big Impact, Part 2 Making Research Fly (educational YouTube video) -- [\[LINK\]](#)



- Fly vs. Mite (online Scratch computer game) -- [\[LINK\]](#)
- droso4schools: bringing *Drosophila* back into classrooms (YouTube video about the project) -- [\[LINK\]](#)
- Further short films on the Manchester Fly Facility YouTube channel -- [\[LINK\]](#)

1.3. Webpages:

- Manchester Fly Facility / For the public (worldwide only resource page for *Drosophila* science communication, listing also all activities by the Manchester Fly Facility) -- [\[LINK\]](#)
- droso4schools (site accompanying the droso4schools project)-- [\[LINK\]](#)
- Fly Indonesia (official website supporting the collaboration between Firzan Nainu and the Manchester Fly Facility aiming to establish *Drosophila* research as an efficient and cost-effective model in Indonesia) -- [\[LINK\]](#)
- Brain Box (website accompanying the Brain Box science fair in June 2016 with >5K visitors; A. Prokop as key organiser) -- [\[LINK\]](#)

1.4. Blogs, non-peer-reviewed publications

- Prokop, A. (2018). Why funding fruit fly research is important for the biomedical sciences. Open Access Government 20, 198-201 — [\[LINK\]](#) and as [GSA blog](#)
- Prokop, A. (2018). A novel engaging approach to teaching life cycle and evolution in KS2 classrooms (primary schools). Blog post in "Gedankenexperimente" — [\[LINK\]](#)
- Patel, S., Prokop, A. (2018). An objective-driven long-term initiative to communicate fundamental science to various target audiences – a *Drosophila* case study. Blog post in "Open Research Forum" — [\[LINK\]](#) – mirrored in "PLOS | BLOGS" (ed. J. Organ) — [\[LINK\]](#)
- Prokop, A. (2018). How to communicate basic research in schools - a case study using *Drosophila*. Blog post in "PLOS | BLOGS" -- *in press*
- Prokop, A. (2017). Communicating basic science: what goes wrong, why we must do it, and how we can do it better. In "PLOS | BLOGS" (J. Organ, Ed.). PLoS -- [\[LINK\]](#)
- Prokop, A. (2017). Science communication in the biomedical science: challenges, opportunities and new approaches. NCCPE blog -- [\[LINK\]](#)
- Prokop, A. (2015) "Why do we have to learn this stuff?"- Establishing *Drosophila* as a modern teaching tool in schools - Guest blog for "Fly on the wall" (2 Feb) -- [\[LINK\]](#)
- Prokop, A. (2015) Bringing life into biology lessons: using the fruit fly *Drosophila* as a powerful modern teaching tool - Guest blog for "Pedagoo.org" (20 Aug; no longer available); mirrored and regularly updated on "Gedankenexperimente" -- [\[LINK\]](#)
- Prokop, A. (2015) Maintaining a strong *Drosophila* community - starting with students - Guest blog for "Genes to Genomes (Genetics Society of America)" (3 March; this blog is currently being used as the key advocacy resource on flybase.org) -- [\[LINK\]](#); mirrored on "Gedankenexperimente" -- [\[LINK\]](#)
- Patel, S., Prokop, A. (2015). How to develop objective-driven comprehensive science outreach initiatives aiming at multiple audiences. *bioRxiv* 10.1101/023838 -- [\[LINK\]](#)

1.5. Conferences and Seminars

- Prokop, A. (2018) Using *Drosophila* to study the roles and regulation of cytoskeleton during neuronal maintenance and degeneration. NC3Rs 2019 Funding Highlight Notice Launch (Org.: NC3Rs), London (04 Sept)
- Prokop, A. (organiser), Pulver, S., Steiger, R. (2018). Advocating *Drosophila* through using it as an efficient teaching tool (workshop organised by A. Prokop). In "59th Annual *Drosophila* Research Conference" (T. T. Su, G. Bosco, P. Geyer, N. K. Whiteman, Eds.). Genetics Society of America, Philadelphia. -- available on F1000Research 7, 465 (slides) — [\[PPT\]](#)

- Prokop, A. (2017) *Drosophila* as an efficient and cost-effective replacement strategy for discovery processes in the biomedical sciences. The University of Manchester 3Rs Symposium, Manchester (30 Oct) -- [\[LINK\]](#)
- Prokop, A. (2016) Why and how to communicate fly research. Resources for the *Drosophila* Community (Org.: D. Bilder), Janelia Farm (Feb) -- [\[LINK\]](#)
- Prokop, A. (2015) A comprehensive strategy to communicate *Drosophila* research to the public [F1000Research 4, 820; slide presentation; v1; not peer reviewed]. 24th Europ *Drosophila* Res Conference (Org.: B. Edgar, I. Lohmann, A. Teleman, A. Ephrussi, E. Furlong, M. Leptin, M. Boutros), Heidelberg (09-12 Sept) -- [\[LINK\]](#)
- Prokop, A. (2016) "Communicating science communication example: Manchester Fly Facility outreach initiative", Engagement@Manchester (16 Jan)
- Prokop, A. (2014) A concept for objective-driven science outreach: promoting *Drosophila* research through multifaceted, audience-specific strategies. Manchester Fly Club Seminar Series (Oct) -- [\[LINK\]](#)
- Prokop, A. (2015) "A comprehensive strategy to communicate *Drosophila* research to the public" (Chicago, American *Drosophila* Research Conference, March) -- [\[LINK\]](#)

2. Reports about the Manchester Fly Facility and its work

2.1. External

- Luck-Baker, A. (2018). Do Insects Feel Pain? Discovery, Killing Insects: The Rights and Wrongs (episode 2 of 2). 27 min broadcast in "BBC World Service Discovery" -- [\[LINK\]](#)
- Blackburn, C. (2017). A fly on the wall account of scicomm in action. *Blog post in "The Node"* -- [\[LINK\]](#)
- Blackburn, C. (2018). A droso4school CPD event for teachers. *Blog post in "The Node"* -- [\[LINK\]](#)
- Get to Know Neuroscience at The University of Manchester (Makassar Tribun; 29/06/17) [\[LINK\]](#)
- The birth of nerves (BBSRC Blog) -- [no longer online]
- Research unravels nerve-wiring process (BBSRC Blog) -- [no longer online]
- The portrait of a fly (Part 1) (Wellcome Trust Blog) -- [\[LINK\]](#)
- The portrait of a fly (Part 2) (Wellcome Trust Blog) -- [\[LINK\]](#)
- A Research Update from the University of Manchester (Epilepsy research UK) -- [\[LINK\]](#)
- A how-to manual for fruit fly research has been created (Cambridge University News) -- [\[LINK\]](#)
- Struggling with your fly? Why not try reading the manual? (Science Omega) -- [no longer online]
- The scholarly kitchen: Small Fly, Big Impact: A History of *Drosophila* Research (and Why It Matters) -- [\[LINK\]](#)

2.2. Local

- Sharpe, J. (2018). Science Outreach: A Fruitful Endeavour? *Blog post in "Research Hive"* -- [\[LINK\]](#)
- Why use flies (FLS Internal_Bulletin; July 2012)
- Public engagement and the fruit fly (FLS Internal_Bulletin; Nov 2013)
- Fly Outreach Activity (FLS Newsletter; Issue 30 /Spring 2014)
- The Manchester Fly Facility: supporting and promoting *Drosophila* as a modern research and teaching tool (FLS Internal_Bulletin; Nov 2014)

- World first for Fly Research (UniLife) -- [\[LINK\]](#)
- Flies can make a buzz in schools (UoM page) -- [\[LINK\]](#)
- AGGS newsletter: Fly Lab -- [\[LINK\]](#)

3. Metrics

metrics from 17/03/2019				
site (launch date)	views	visitors	Downloads	Altmetric
droso4schools (04/15 - LINK)	~63.7K	~33.8K	n.a.	n.a.
Manchester Fly Facility (~Feb 2013 - LINK)	~59K	~21.7K	n.a.	n.a.
Figshare: Biology lessons (24/03/15 - LINK)	~4.9K	n.a.	~1K	43
Figshare: Mating scheme (16/01/13 - LINK) * main article in G3 [LINK]	~26.3K *~43.5K	n.a.	~13.2K *8.8K	62 *48
Figshare: 2nd Yr practical (10/02/13 - LINK)	~14.4K	n.a.	~10.8K	34
Figshare: Outreach (27/11/16 - LINK)	~3.5K	n.a.	~330	103
Figshare: Man Fly resources (07/03/15 - LINK)	~7.6K	n.a.	~10K	n.a.
YouTube film 1 (20/12/14 - LINK)	>18.3K	n.a.	n.a.	n.a.
YouTube film 2 (01/04/15 - LINK)	~9.8K	n.a.	n.a.	n.a.

4. Activities

4.1. Science fairs [\[LINK\]](#)

1. [British Science Week](#), 11-15 March 2019
2. Science Spectacular, Manchester Museum, 20 Oct 2018
3. Science Uncovered Manchester, Manchester Museum, 28 Sept 2018
4. [Didsbury SciBar](#), 23 April 2018
5. [British Science Week](#), 12-16 March 2018
6. [SciBar, Park Tavern](#), Macclesfield, 22 Jan 2018 — [\[LINK\]](#)
7. University of Manchester 3Rs Symposium, 30 Oct 2017 — [\[LINK\]](#)
8. Manchester Science Festival, Manchester Museum, 21 Oct 2017
9. Science Uncovered / European Researchers Night, Manchester Museum, 29th Sept 2017
10. Celebration of Philanthropy Showcase, University of Manchester, 6 April 2017
11. Manchester Science Festival, Manchester Museum, 21 Oct 2017
12. Body Experience, Manchester Museum, 18 March 2017
13. National Student Conference, University Place, Manchester, 11 Feb 2017
14. Behind the scenes of Manchester, Faculty of Life Science, 27 July 2016
15. [Brain Box](#), European City of Science event on Manchester Day, Manchester Town Hall, 19 June 2016

16. Body Experience, Manchester Museum, 19 March 2016
17. Community Open Day, Faculty of Life Sciences, University of Manchester, 9 May, 2015
18. Manchester Science Festival, Manchester Museum, 25 Oct 2014
19. Community Open Day, Faculty of Life Sciences, University of Manchester, 28 June 2014
20. Wellcome Trust Brain Collection exhibition, [MOSI](#), 2 Nov 2013
21. Community Open Day, Faculty of Life Sciences, University of Manchester, 6 July 2013
22. Body Experience, Manchester Museum, 16 March 2013
23. Manchester Science Festival, Manchester Museum, 27 Oct 2012
24. Community Open Day, Faculty of Life Sciences, University of Manchester, 30 June 2012
25. Body Experience, Manchester Museum, 17 March 2012
26. Manchester Science Festival, Manchester Museum, 29 Oct 2011
27. Community Open Day, Faculty of Life Sciences, University of Manchester, 4 July 2011

4.2. School visits [\[LINK\]](#)

1. Scarisbrick Hall School, July 2019
2. Animal Research Day, FBMH, Manchester University – 17 July 2019
3. Animal Research Day, FBMH, Manchester University – 20 March 2019
4. [British Science Week](#), University of Manchester -11 to 15 March 2018
5. Animal Research Day, FBMH, Manchester University – 12 Dec 2018
6. Scarisbrick Hall School, 14 Nov 2018
7. St John's RC Primary School, 17 Oct 2018 — [\[blog\]](#)
8. Discover Life Sciences Event, FBMH, University of Manchester – 17/18 July 2018
9. Manchester University/ Lancashire Schools collaboration
10. Scarisbrick Hall School -4 July 2018 — [\[blog\]](#); [Evaluation](#)
11. Y10 Work Experience Programme – 28 June 2018
12. Manchester Grammar School – 27 June 2018
13. Brookburn Primary, Manchester – 06 June 2018
14. Animal Research Day, FBMH, Manchester University – 29 March 2018
15. British Science Week, University of Manchester -13 to 16 March 2018
16. Animal Research Day, FBMH, Manchester University – 7 Dec 2017
17. Discover Life Sciences Event, FBMH, University of Manchester – 28/29 Jun 2017
18. Loreto sixth form college – 19 May 2017
19. Manchester Grammar – 16 May 2017
20. Trinity School, Manchester – 8 May 2017
21. Animal Research Day, FBMH, Manchester University – 29 March 2017
22. Withington Primary School – 23 March 2017
23. Loreto sixth form college – 27 March 2017
24. Manchester Grammar – 21 March 2017
25. Loreto sixth form college, Manchester – 13 March 2017
26. [British Science Week](#), University of Manchester -14 to 17 March 2017
27. Loreto sixth form college, Manchester – 19 Jan 2017
28. Trinity School, Manchester – 16 Dec 2016
29. Audiolab Project, Manchester- 1 Nov 2016
30. Altrincham Grammar School – 11 Oct 2016
31. Loreto Sixth Form College - 6 Oct 2016

32. 9 month collaboration with Trinity CoE High School and Loreto Sixth Form College within the [drosophila schools project](#) – Aug 2016 to June 2017
33. Y12 Mini Summer School, Faculty of Life Sciences – 25 July 2016
34. Y10 Work Experience Programme – 18 July 2016
35. Discover Life Sciences Event, Faculty of Life Sciences, University of Manchester – 12 July 2016
36. Visit of school pupils from Denmark, Faculty of Life Science – 27 April 16
37. Ryburn Valley High, Fly Facility, 15 April 2016
38. St John's RC Primary School, 05 April 2016
39. Ormiston Bolingbroke Academy, Fly Facility – 22 March 2016
40. [British Science Week](#), University of Manchester -11 to 20 March 2016
41. Acacias Community Primary School – 27 Jan 2015
42. Discover Life Sciences Event, Faculty of Life Sciences, University of Manchester – 1 Dec 2015
43. Kings' School, Chester, Genetics Roadshow – 19 Nov 2015
44. St Peter's High School, Manchester – 19 Nov 2015
45. Aquinas College, Stockport- 02 Nov 2015
46. Cardinal Newman College, Lancashire, Collaboration – Nov 2015
47. Nelson & Colne College, Nelson – 06 Oct 2015
48. Year 12 Mini Summer School, Faculty of Life Sciences – 03 Aug 2015
49. Year 10 Work Experience Programme, Faculty of Life Sciences, Manchester University – 13 July 2015
50. Brookburn Primary School, Manchester – 6 June 2015
51. Animal Research Day, Faculty of Life Sciences, Manchester University – 25 March 2015
52. Ashton Sixth Form College, Manchester- 11 March 2015
53. Trinity School, Manchester – 10 March 2015
54. Xavarian Sixth Form College, Manchester- 4 March 2015
55. Cambridge HE+ program, Loreto College, Manchester- 25 Feb 2015
56. St Peter's High School, Manchester – 11 Feb 2015
57. Manchester Grammar School – 02 Feb 2015
58. St Christopher's CE High School, Lancashire – 28 Jan 2015
59. Visit of school pupils from Norway, Faculty of Life Science – 22 Sept 14
60. Trinity School, Manchester, Careers Day – Nov 2014
61. Cardinal Newman College, Lancashire, Collaboration – 25 Sept 2014
62. 3 month collaboration with Trinity CoE High School and Loreto Sixth Form College within the [drosophila schools project](#) – Sept-Dec 2014
63. Cheadle Hulme High School, Cheadle – 11 July 2014
64. Bolton Muslim Girls' School – 27 June 2014 Aquinas College, Manchester – TBC
65. Connell Sixth Form College, Manchester Fly Facility – 23 June 2014
66. Manchester Communication Academy, Manchester – 20 June 2014
67. Animal Research Day, Faculty of Life Sciences, Manchester University – 2 April 2014
68. Bolton School Girls Division, Bolton – 13 Feb 2014
69. St Christopher's CE High School, Lancashire – 28 Nov 2013
70. St Mary's CE Primary School, Reddish – 18 Oct 2013
71. Animal Research Day, Faculty of Life Sciences, Manchester University – 17 Oct 2013

72. Bolton School Girls Division, Bolton – 9 Oct 2013
73. Sacred Heart Catholic Primary School, Warrington – 13 June 2013
74. Bramhall High School, Stockport – 16 Nov 2012
75. The King's School, Chester – 15 Nov 2012

4.3. Teacher training [\[LINK\]](#)

1. [CPD teacher training event](#), Fly Facility, Manchester University – 25 Jan 2018
2. School-University Partnership, Networking Event, Manchester University – 23 Nov 2017
3. STEM Learning RCUK cutting edge programme – 13 July 2017
4. Royal Society Science event – 15 March 2017
5. MANCEP Teacher's conference at Manchester Metropolitan University – 17 Feb 2017
6. Teacher's Summer School, Faculty of Life Sciences, Manchester University – 11 July 2016
7. ASE Annual Conference, Birmingham – 8 Jan 2016
8. School-University Partnership, Networking Event, Manchester University – 21 Oct 2014
9. Teacher's Summer School, Faculty of Life Sciences, Manchester University – 27 July 2015
10. Bringing Cutting Edge Science – CPD teacher event, Fly Facility, Manchester University 23 March 2015
11. MANCEP Teacher's conference at Manchester Metropolitan University – 13 Feb 2015
12. School-University Partnership, Networking Event, Manchester University – 15th Oct 2014
13. Teacher's Summer School, Faculty of Life Sciences, Manchester University – 30 July 2014
14. Maths and Sciences Teachers Conference, Manchester University – 25 June 2014
15. Teachers' Visit, Faculty of Life Science, Manchester University – 4 Feb 2014
16. School-University Partnership, Networking Event, Manchester University – 20th Nov 2013

4.4. Tours of the Fly Facility:

- Technician Apprentices (June 18)
- Members of TEaM (Nov 17)
- HR department (Nov 14, Jan 15)
- Members of HERA (April 15)
- University fundraisers (Nov 14)
- Investors to the University (July 14, Aug 14, April 15)
- Costa Rican ambassador (Jan 16)
- Society of Biology Panel (May 15)
- Chinese delegation (Life Sciences of Shan Dong University) (Oct 13)
- Teachers (Feb 14)
- Board of Governors (Feb 12)
- Alumni (March & Nov 12)

5. Student placements:

- Charlotte Blackburn (Univ. Edinburgh) - droso4schools, Nov. 17
- Sophie DeMaine (Univ. Manchester) - droso4schools placement, Aug 16- Jun 17
- Joshua Heafield (Univ. Manchester) - droso4schools placement, Aug 16- Jun 17
- Jennifer Harbottle (Univ. Aberdeen) - droso4schools placement, Jan-March 15

- Patrick Stangward (Univ. Manchester) - droso4schools placement, Jan-March 15
- 44 Summer placements of A-level students (up to Aug 18)

6. Impact:

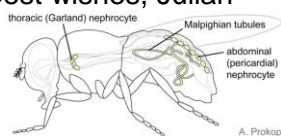
6.1. Awards


- The droso4schools project was highly commended for the "Making a Difference Award" for social responsibility by the University of Manchester (May 2016) -- [\[LINK\]](#)
- The Genetics Training package was awarded a "Special Commendation for Training *Drosophila* Biologists" by the Genetics Society of America at the 55th Annual *Drosophila* Research Conference (San Diego; 03/14) -- [\[LINK\]](#)

6.2. Proof that resources are being used


6.2.1. Use of advocacy and outreach materials

- Our page is the key resource for science communication linked out under the "PUBLIC, TEACHERS, STUDENTS" tab on [FlyBase](#)
- Julian Dow (Prof. @Glasgow Univ; subj: Great image; 11 March 2019): Dear Andreas, I'm currently writing a review on renal function in *Drosophila*, and I came across your excellent image. May I use this, with the credit "Image reproduced with permission of of A. Prokop."? Best wishes, Julian




-  Megha @meghaphd (16 Nov 2018): Hasan Lab [@NCBS Bangalore](#) open day. Having a blast sharing our enthusiasm for fly biology. [Thanks @Poppi62](#) for all the lovely online tools --- Our very own [@DeeptiTripathi](#) with the [@NCBS_Bangalore](#) fly facility. [@Poppi62](#) using your stuff here. Thanks.




-  Deepti Trivedi (Facebook): Open day NCBS where fly facility showcased how cool the fruit flies are. [Andreas Prokop](#), we used your slides (see the background) to explain how similar they are to us. It was a wonderful outreach by the campus. A lot of fun as well. [#bangalorefly](#) [#ncbs](#) [#drosophila](#)



- Sofia J. Araújo (21 November 2018, subj: *Drosophila* and teaching): Dear Andreas, Hope all is well in Manchester. First of all, let me tell you about a fantastic experience I had a couple of weeks ago in Portugal, at the Portuguese, [Spanish and French Developmental Biology joint meeting](#). Together with the organizers of the meeting we decided it would be a great idea to open the doors of the meeting to the general Oporto citizens. We did so in the shape of a short talk (by me) where we introduced Developmental Biology and why it is important to study it. It was followed by about 45 min of speed dating with scientist (Ph.D. students and postdocs that had volunteered). Overall, it was a nice experience for both the scientists and the public. And I really believe we should make this a current activity in all science meetings. Anyway, all this to say that **I have to thank you for all the available tools online (both at the BSDB and Droso4schools), which I was able to use.**
 - Jeanmarie W. Loss (PhD student, Clark Univ., Worcester, UK; subj: Human & *Drosophila* Figure): Good morning, Dr. Prokop! My name is Jeanmarie Loss, and I'm a current master's student at Clark University in Worcester, Massachusetts. I'm contacting you in regards to your [website/blog droso4schools](#), and **some of the figures that you have within the plethora of knowledge found there.** I'm currently conducting research on *Drosophila* homeodomain transcription factors (specifically Antennapedia and Ultrabithorax), their binding specificity to DNA and completing more biophysical studies on HD-TFs. As I was perusing your website (which I rather enjoyed, I think that bringing *Drosophila* into schools is an important part of understanding much of human biology and your program seems great), I came across a figure that equated human genes to *Drosophila*. **I was wondering if I could use, with your permission, this figure in my written thesis and defense presentation (to occur around June of 2019) to assist in my explanation as to why *Drosophila* are an important organism to study,** their impact, etc. Thank you for your time, and I look forward to hearing from you soon! Kindest regards, and happy holidays,
 - Joaquin De Navascues Melero (Research Fellow, Cardiff Univ., 28 February 2019, Subj: Using images for a public engagement event): Dear Andreas, I am participating in a public engagement event in Cardiff, and we are preparing a poster to showcase how *Drosophila* has been beneficial for research in many different fields of biology. As we are not great artists we would like to 'borrow' from existing artwork. I wonder whether you would mind **us using or adapting some of the images from droso4schools site (in particular the organ relationships).** With attribution in the terms that you would prefer, of course. Let me know what you think. JQ
-  Guilherme Barbosa @GuilSciLab (10 Aug 2018; replying to @Poppi62 @NC3Rs): This slide should be PinPointed... I love come after it many times!



- Angela Potochnik (Department of Philosophy, University of Cincinnati): I'm co-authoring a general education textbook on scientific reasoning from a philosophical perspective, which will be called *Recipes for Science*. My co-authors and I would like to use the attached image, from your website, as a figure in the book.
- Niamh O'Sullivan (University College Dublin): I have been asked to submit a 'layman's summary' of my recent publication to Atlas of Science (<http://atlasofscience.org>). As I would like to highlight the relevance of fly models of neurodegenerative disease it would be nice if I could include an image comparing the nervous system of flies and humans. I was therefore wondering if it would be possible to use your 'comparison of spinal cord and ventral nerve cord' figure (<http://www.prokop.co.uk/Research/Drosi-Info/nerve-cords.html>)? I would of course reference you as the source of the image and any copyright items that would require referencing (e.g. a publication reference?). I have only recently set up my independent research lab and the paper I'd be discussing is my first senior author manuscript so I am keen to draw as much attention to it as possible. However, I understand if you do not want to give permission to use this image
- Rafael Cantera (Universidad de la República, Montevideo, Uruguay; 12 March 2018; subj.: Mosca pequeña, impacto grande): Hola Andreas, some of my students in Montevideo dedicate some hours several days per year to do scientific divulgation. Normally they organize visits for children from primary or secondary school during which they give a brief oral introduction to scientific research based on flies and then let the children do some fly work under the microscope, like sex identification, find "the mutant" (white) and the like. They told me they will love to show your video "Small flies, BIG impact" but replacing the English voice by a Spanish one. Will that be possible from a legal point of view? Best, Rafael --- Hola Andreas, That's wonderful news, I'll forward your message to everybody in my laboratory. That's a wonderful job you are doing and we are very thankful for that. Best, Rafael.
- Rachel Orlomoski (student at Clark University in Worcester, Massachusetts; 01 February 2018): Hello Professor Prokop, I am a graduate student at Clark University in Worcester, Massachusetts, and I was hoping to get your permission to use one of your figures that I found online (<http://blogs.brandeis.edu/flyonthewall/why-do-we-have-to-learn-this-stuff-establishing-drosophila-as-a-modern-teaching-tool-in-schools/>) in my Master's thesis. I really like the figure that you've made showing why we use *Drosophila* as a model system for humans. The research I've been working on uses *Drosophila* proteins to gain knowledge about transcription factor binding, and that figure would work perfectly within my introduction when I discuss the importance/relevance of using *Drosophila* in research. Please let me know if you will allow me to use that figure in my thesis and how you would like me to cite it. Thank you! Best, Rachel J. Orlomoski
-  Manish Jaiswal @Manishj29 (15 Jun 2018; Replying to @Poppi62 @UDNconnect @mfwangler): Thanks for sharing the article. It's a great resource for our outreach activity @TIFRH_buzz where we try to reach school kids and teachers of Hyderabad @HiHyderabad
- Ruchi Jhonsa @JhonsaRuchi 5 Jul 2018 (replying to @Poppi62 @ManFlyFacility): I also

do science outreach and would want to learn if you have new ideas for that.

- Andrew Lin (University of Sheffield): Many thanks again for the flies and the protocols you sent last month. It's the first time I've seen the bss and sda flies and the phenotype is pretty cool! We wanted to make some posters for our exhibit and I understand that the idea behind the outreach initiative you and Andreas Prokop are spearheading was that other labs could re-use resources like posters that you guys created. Would you be willing to share some of your posters and graphics with us to avoid reinventing the wheel (eg Illustrator or Powerpoint files)? We'd of course credit the Manchester fly facility. The topics we wanted to cover are: neuroscience, developmental biology, immune system, cancer, aging, and a general introduction to the fly. If you have any material that we could use on these topics, we'd be most grateful. For the last one I thought something like the attached which I pulled off your website would be perfect, if you have a file for that.
 - Matthew Clark (Oregon): I am a grad student in Chris Doe's lab here in Oregon. I was visiting Richard Baines' lab a while back, and I noticed your wonderful outreach poster when you first enter the fly room. We are holding a free public screening of The Fly Room and would like to have a similar one up while we perform various optogenetic and thermogenetic experiments. Later we'd also like to hang it in the entrance of our fly room and use it for outreach in the community. I recently saw the attached outreach talk. Would you happen to have suggestions or files we might use to make a similar poster (like on page 13)? Thank you for your time and all of the wonderful and inspiring outreach work you do! p.s. I use the genetics training package whenever I have a new student in the lab. It is fantastic!
 - Pepe Urbano (University of Cambridge): My name is Pepe Urbano and I am a Drosophilist at the University of Cambridge. Together with Alix Rey, we are organizing an activity at the Genetics department about Genes and Heredity. We will run an activity very similar to your climbing assay lesson. After the activity we want to provide a sticker for children and we were wondering if we could use one of the images uploaded on the droso4schools blog. We especially like the rainbow one you used to explain the segmental anatomy. I attached an image of our first draft. As we need to adhere guidelines on copyright compliance we need that you agree that we use it to print it out for stickers. Thank you very much in advance
 - Chiara Gamberi (PI in Concordia Univ, Quebec, Canada; 16 July 2018): Dear Dr. Prokop, Having taken an evolutionary perspective to developmental biology, I am a big fan of your website on Drosophila wonders. I wonder if there is a good resolution source for the tiny drawings depicting fly models (fly in space, drug screening etc.) that I could use. Those sketches are super-cute and capture audiences immediately, however, they have very low resolution, which results in blurry slides. Needless to say, the source will be properly acknowledged. I hope you can help me. Thank you very much, Chiara
- 08 August 2018: Hi Andreas The mighty fly was featured in a research talk in Barcelona and in a lecture for nephrology residents in Italy and blew the latter's minds (as intended). Once again thanks for sharing the materials and here is the excerpt of my introductory slides on Drosophila wonders. With my best regards, Chiara
- 09 Aug 18: I have used the droso4school material and referred students to it, yet lost in the whirl of starting a new lab and searching for funding, I missed your other articles. I will catch up.
- Robin Beaven (Univ. of Edinburgh; 16 March 2018; subj: flies for science festival): Hi Andreas, how are things going down in Manchester? We are putting some things together for a display at the Edinburgh Science Festival and wondered if you have the temperature and bang sensitive flies, and whether you would be able to send us these? My address is below, all the best, Robin
 - Arno Müller (PI in Kassel, Germany; 27. April 2018, Betreff: Droso4schools): Andreas Prokop kenne ich seit vielen Jahren. Andreas hat einen absolut fantastischen Job gemacht

mit der Droso4schools und seinen gesamten Lehrprogrammen. Eine ehemalige Doktorandin von mir hat dort gerade an einem Drosophila Kurs mit Andreas mitgewirkt und war sehr beeindruckt. Ich verwende auch häufig Material von Andreas in populärwissenschaftlichen Vorträgen. Kurzum – Ich bin da ganz offen und gerne bereit tatkräftig zu unterstützen! Grüße Arno



- Jon Humphries @JDHL18 (19 May 2018): I wrote this [@preLights](#) commentary about the recent [@biorxivpreprint](#) manuscript from the always excellent [@nickbrownlab](#) (<https://www.biorxiv.org/content/early/2018/04/06/296699>): prelights.biologists.com/highlights/novel-functions-integrin-associated-proteins-revealed-myofibril-attachment-drosophila ... Importantly it also draws attention to the hard work and fabulous resources available from [@ManFlyFacility](#) [@Poppi62](#) -- The [@ManFlyFacility](#) (<http://www.flyfacility.manchester.ac.uk/>) is well worth checking out for outreach programmes with schools and public. About droso4schools: <https://droso4schools.wordpress.com/> [@figshare](#) hosted resources: figshare.com/articles/Resources_for_communicating_Drosophila_research_in_schools_and_on_science_fairs/4262921 -- I particularly like the 'Why fly?' videos and have used them with school children <https://droso4schools.wordpress.com/why-fly/> <https://youtu.be/qDbJnFLI3kU>

Jon Humphries (Researcher at Manchester; comment in [PreLights](#)): ... from a very personal perspective, colleagues of mine at The University of Manchester have established a valuable resource for the use of *Drosophila* as tools for outreach activities in schools (<https://droso4schools.wordpress.com/>). Since I have personally found these resources to be useful with school outreach activities I am keen to promote the immense value fruit fly research has provided to the study of biology in general.


Jun 6 2018: A pleasure to visit [@BrookburnP](#) this afternoon. A really enthusiastic group used microscopes to look at fruit flies from [@ManFlyFacility](#) thanks year 3.

- Marie Miguel (Subj: Quick Question About Your Alzheimers Mention; 27 June 2018): Hi there, I am doing a bit of research for a mental health editorial project I'm working on, and I found a page of your site (<https://droso4schools.wordpress.com/12-climbing-assay/nd-in-fly/>) that mentioned Alzheimers. 2 quick questions: 1) Would you be OK if I possibly link to and/or mention your website from this mental health project? Simply put, the project is focused on providing free online content to people about mental health/illness and related topics. - 2) This project I'm working on is with a leader in the mental health space, and I know they're always looking to work with sites like yours; often contributing funds to organizations and website owners to list the free resource in related content and/or providing unique content to be published online, Marie
- Carlos Ribeiro (Drosophila neurogeneticist at the Champalimaud Neuroscience Programme): Big thanks to [@Poppi62](#) for great [#drosophila droso4schools](#) resource - used it to explain impact of flies to physicians working on [#diabetes](#)
- May Khanna (Arizona): I would love to use the cartoon shown below for talks and grants. Do I have your permission to do so? I don't like to use figures that I have not generated in my talks and especially grants without getting consent from the creators. I absolutely love this cartoon! I look forward to hearing from you.
- Lotte Stauch (University of Freiburg, Germany): For my medical thesis I would like to use one of the images of nephrocyte populations in *Drosophila melanogaster* from the site droso4schools.wordpress.com. Is it possible that you grant me that permission? Thank you in advance and kind regards,



- [Laura Leay @Dr_Leay](#) Replying to [@Poppi62](#) [@UoMEngage](#) [@sheencr](#) 24 Jun 2018: Thanks for sharing so many useful resources. I suspect a lot of it could also be translated to different branches of science.
- [Sylvie Larsen \(MLIS\)](#): I am a librarian at Memorial Sloan Kettering Cancer Center's Medical Library where we write a blog on new and interesting tidbits in the scientific community. I saw your lab's 'Small Fly: Big Impact' video and am hoping we can use it on our blog to highlight some of the interesting research being done. Could I have your permission to share it on our blog? (You would be credited as the creator of course.)
- [Lewis Held \(PI at Texas Tech\)](#): I tried to get onto your website today. <http://www.lab.ls.manchester.ac.uk/flyfacility/> AND <http://www.flyfacility.manchester.ac.uk/forthepublic/whythefly/> But I could not connect to your server. I want to give these URLs to students. Best wishes
- [Thomas Merritt @tjsmerritt](#) 27 June 2017: Great talk from [@EstherVerheyen](#) on the importance of science outreach and advocacy. Fantastic slides from [@Poppi62](#) CanFly 2017 – at The Banff Centre



- [Thomas Merritt @tjsmerritt](#) - 4 Sep 2017: [@Poppi62](#) I'm going to Tweet about Fly Outreach and Education resources - what links would you like me to include?
- This initiative was inspired by our genetics activity and genotype builder:  [MRC MBU @MRC_MBU 28Jun17](#): Here we are... at the Big Bang Eastern...ready and waiting for our visitors [@TBB_Eastern](#) Eastern [@AngliaRuskin](#) Chelmsford 😊



Finding mutant fruit flies!




Dear Andreas


Thank you very much indeed


Best wishes

Penny

- 

[SeYeon Chung @seyeon chung Sep 18](#): Great educational movies by [@ManFlyFacility](#)! Used them to explain to my new undergrads why we study *Drosophila*
- [Alessandro Bonfini \(Cornell University\)](#): I was wondering if you knew the genotype for the flies we were using for open days event, the ones that faint if you bang them and the temperature sensitive ones. Do you know if they are available on Bloomington? If not, do you think it would be possible to send them to me? **We may have to do some open day event here at Cornell as well, and my new boss liked the idea about these flies.**
- Showing advocacy presentation at the 2017 JEDI meeting in Italy - [Thomas Vaccari \(PI at Milan Univ., 02/11/2017\)](#): Hi Andreas, the session went well. **As usual, lots of passion/participation. about half of the people in the audience knew you/your page.** We went into a discussion also of necessity of EU lobbying by people with power (a la Hugo Bellen in the US) which is an aspect that I don't know how much is covered by people like maria leptin for example.
- Showing advocacy material at the *Drosophila Neurobiology Conference* at CSHL:

 - [Pavel Tomancak](#) (PI at Max Planck, Dresden; 5 Oct 2017; *in response to a request to show an advocacy slide at the CSHL Drosophila Neurobiology conference*): Dear Heather, Troy, **Andreas Prokop (in cc) is one of the most vocal advocates for fly research that is in many places under siege.** He has been fighting the fight often alone (at least in Europe). I think that meetings like this one are a great fora to raise the awareness of the issue and highlight the resources that are being assembled to promote our favorite model organism. I am attaching a slide prepared by Andreas. Would you be willing to include it in the slide roll shown on the screens between sessions? We think this would be a great service to the *Drosophila* community and could potentially boost Andreas efforts. Andreas can add more about his motivation. All the best, PAvel
 - [Troy Littleton](#) (PI at MIT; 5 Oct 2017): Hi David, Would it be possible to add this slide to the 3-4 slides that cycle on the projector before and between the talks. Pavel and Andreas bring up a nice point on advocating for the fly model. Thanks so much, Troy
- [K. VijayRaghavan](#) (PI at NCBS, Bangalore, India; 05 October 2017 (in response to requesting advocacy at the *Drosophila Crete meeting*): Dear Andreas, **First, what you are doing is fantastic. Please don't give up.** Second, I am not surprised at the poor traction though. That's the way people are, most are caught up in their day, few have the ability or drive to mange their science and do something for the public good that you are doing. That said, even a few people can make a big difference. So, **I would talk at Crete and at fly meetings** but have a low bar for expectations. What we need is a communications team (funded by philanthropy?) that drives a global communication campaign. The Simons Foundation is someone one could approach. John Carlson's sister Marian Carlson head Biology there and as a former yeast geneticist, she may well be sympathetic. Lest push them and **sent up a structure that is a mini David Attenbourogh show about what the fly does for humanity.** Happy to help. Best Vijay
- 

[Ines @zwickauhex Sep 23](#): Jordan Raff encourages us to advocate *Drosophila* - check out [@ManFlyFacility](#) for great arguments **#EDRC2017**
- 




[Caramelised Onion @caramalised - 26 Jul 2017](#) - Replying to [@Poppi62](#): We use your material all the time! You do phenomenonal work, and 'wasted time' is as far from what you do as is possible!
- [Nanci Kane \(Waksman Institute, Rutgers University, US\)](#):

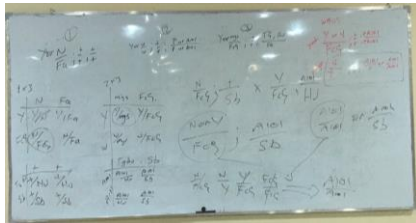
 - I would **like to use images generated by Genotype Builder Photoshop file S5** for a figure in a paper I am writing. How should I cite it? Should I cite "Genotype Builder Photoshop file S5" or your G3 paper "Scheme: A Basic Training Package for


Drosophila Genetics" or both? Thank you,

- Thank you. It's a really great program for creating figures for fly crosses!
- Frédérique Peronnet (UPMC "Fête de la science" web site): I am writing to ask if you would accept that I use one of your pictures to put on the UPMC "Fête de la science" web site. "Fête de la science" is a special event in Paris in the fall to inform about Science and, in my case, about Drosophila research. I have translated the legends and I join the modified picture. I have to say that I like very much you pictures and movies and that I will probably be inspired of them for my presentation. Thank you by advance for your answer, Best regards.
- Angela Potochnik (PI at University of Cincinnati, 16 Nov 17): Dear Sanjai and Andreas (if I may), I'm coauthoring a general education textbook on scientific reasoning from a philosophical perspective, which will be called Recipes for Science. My coauthors and I would like to use the attached image, from your website, as a figure in the book. I couldn't locate any information on the website regarding whether the figure is public domain, creative commons licensed, or requires permission for use. Could you advise me on whether we can use this figure in our textbook, and if so, if you would like attribution in the figure caption (and in what form)? Thanks, and best wishes, Angela
- Jens Bohnekamp: ich benutze schon seit einiger Zeit Teile Ihrer Drosophila-Präsentationen (die bei figshare verfügbar sind) um Studenten Fliegen als Versuchstiere nahe zu bringen. An dieser Stelle schon mal vielen Dank das Sie diese Materialien online gestellt haben. Zur Zeit arbeite ich an einer Publikation und würde gern, so weit es möglich ist, eine Ihrer Wildtyp Drosophila-Schemazeichnungen (siehe Anhang) in ein eigenes Schema integrieren. Sie würden mir viel Zeit und Mühe ersparen falls ich Ihre Abbildung verwenden könnte.
- Alexandre Neves (Fred Hutchinson Cancer Research Center, Seattle; 23 Oct. 2017): Dear Dr. Prokop, My name is Alexandre Neves and I'm a postdoc in Bob Eisenman's lab at the Fred Hutch in Seattle. I'm also currently a Science Communication Fellow at our local Science Center, and am developing a Drosophila-based activity that works for both kids and adults. With that in mind, I was wondering you would be willing to share your classical genetics lesson mentioned in your blog. I would also like to check if it's ok to use the outreach resources in the Manchester Fly Facility website, with appropriate attribution. Best regards, Alexandre




6.2.2. Use of the Training Package

- Use as a standard training element at Hasannuddin University, Indonesia (see 6.4.)
- Use as a standard training element on TReND in Africa courses:
 - Steven Russell, (University of Cambridge, Nov. 2016): Just a note to let you know that I used your training package (the powerpoint and the exercise) for teaching fly genetics during the TReND course in Tanzania a couple of weeks ago (<http://trendinafrica.org/blog-posts/2016-neuroscience-school-in-full-swing/>). It is excellent, I had read the paper and looked over the material before but it was not until I used it to teach that I appreciate how very good it is. Fantastic job. Thanks
 -  Steven Russell @sr120 Nov 10: Used Prokop & Roote training package <http://www.g3journal.org/content/3/2/353.full> ... during #trendneuro16 excellent & highly recommended for intro to Fly pushing
 -  Steven Russell @sr120, 14 Nov 2017: The fly genetics training from Prokop & Roote is fantastic, students at #trendneuro17 doing a great job in getting to grips with it. Thanks @Poppi62
 -  Steven Russell @sr120, 15 Nov 2017: Some fly crosses #trendneuro17



-  **TReND** [TReND in Africa @TReNDinAfrica, 14 Nov 2017](#): Students of the [#trendneuro17](#) this morning before breakfast going over the [#drosophila](#) [#genetics](#) explained yesterday by [@sr120](#) using exercises from [@Poppi62](#) in [#Nigeria](#)



- linked out by Cambridge Fly Facility:
<https://www.flyfacility.gen.cam.ac.uk/resources/flytraining>
- Emma Wilson, (PI at University of Chester):
 - Dear Dr Prokop, I am a new lecturer at the fledgling institute of medicine at the University of Chester and find myself module lead on undergraduate genetics and evolution modules. I was hoping to do some engaging practicals with our undergraduates and I think they will revel with a drosophila practical. I used drosophila in my own degree (some 20 years ago now) and have lasting memories of the experience and hope to give our undergrads a similar experience. Having said that, that experience was the only experience I have had with drosophila since. I notice on your website that you offer some training courses and wondered if you thought that any of these courses will be suitable to help me feel more confident to run some basic practicals for 1st and second year undergraduates? And if so, do you have any plans to run any of these courses in the near future?
- Thank you for this, I read up on the links you sent yesterday and they are such an excellent and positive resource. Sanjai has contacted me also this morning, so hopefully I will be able to get something organised with him. Thank you so much for your help, With many thanks
-  [Anne-Claire Jacomin @acjacomin](#) Retweeted Andreas Prokop 10 Jul 2018: The "Rough guide for #Drosophila mating schemes" and the whole training package are great tools for whoever starts working with flies. I wish I had it when I started working on flies...
<https://t.co/HzKKsge9rc>
- Julie Simpson (PI at Univ California St. Barbara; 13 September 2017): Dear Andreas, I am writing to ask permission to use a graphic from your Dros4schools website in a Genetics Flybook article. Would this use be allowable? Thanks very much and best wishes, Julie
-  [Drosophilosopher](#)  [@HammedBadmos](#) Retweeted Andreas Prokop, 11 Jul 2018: A must read for all fresh #DrosoResearchers. Learnt a lot from the guide as a beginner. Thanks for the brilliant resources.
- Nara Muraro (PI at the IBioBA-MPSP, Buenos Aires, Argentina): thanks for the "How to set up a genetic cross" material, I've been giving it to every new student in the lab, and they all

have found it very useful!

- Sara Mertel (AG Sigrist) Freie Universität Berlin: Ich bin ja ganz begeistert vom Manual: "How to design a genetic mating scheme: a basic training package for Drosophila genetics". Ich habe nur die Problematik, dass wir die genannten stocks für den praktischen Part leider nicht alle hier bei uns haben. Meine Suche bei Bloomington war auch nur in Teilen erfolgreich. Sean (Sweeney) meinte, Sie würden mir vielleicht die verwendeten Stocks schicken können? Das wäre super lieb und würde meine Arbeit ungemein erleichtern. Vielen lieben Dank schon einmal und ein "BITTE WEITER SO" :-)
- Annette Schenck, (Radboud University, the Netherlands): I wanted to compliment you to your Drosophila teaching guide! It is appreciated a lot in my lab and I already recommended it to other labs!
- Charalambos P Kyriacou (University of Leicester): Brilliant chapter by the way...where will it be published as I'd like to have it for the lab?
- Prof Esther Verheyen (Simon Fraser University, Canada): I discovered your G3 article describing Drosophila mating schemes and I wanted to thank you for putting together such an amazingly comprehensive, accessible and well-written manual. The "rough guide to Drosophila mating schemes" in particular has become required reading for all new members of my lab. I have not previously come across something which does such an excellent job of explaining the fundamentals of how we work with flies. Your hard work is VERY appreciated!
- Giovanna Collu (Mssm.edu): I wanted to tell you how useful I found your intro guide to Drosophila! Around the time I had a high school student working with me this summer, I saw the link to your guide on the flybase homepage. I gave her the information to read before she came and then the diagrams for scoring phenotypes when she arrived and she picked everything up perfectly! It saved me time and I am sure she learned everything more thoroughly than if I had had to teach her all that myself, so thank you!
- Plamen Georgiev (MPI for Immunobiology and Epigenetics in Freiburg, Germany): Yes, it is fantastic, already used it selectively in the annual introduction I give to the new wave of PhD students here and have recommended it to everyone who has shown desire to start working with flies. The feedback from people who have used it for learning here so far is also great. A very good job indeed! Thanks to both you and John.



- Kavitha Kannan @kavkannan 28 Feb 2017: I learnt to design crosses using the genetics training package. It is a great resource to learn basics of Drosophila genetics!
- Okubo Tatsuo Okubo (harvard.edu):
 - Thank you for preparing materials to make Drosophila genetics accessible to beginners. I have recently started working on Drosophila, and found your materials to be extremely helpful. Especially, I benefited from clearly explained figure and figure captions, and lots of references and links on "A rough guide to Drosophila mating scheme."
 - Thank you for letting me know the updates. I think it looks great! These sets of documents are wonderful contributions to the field, and being a beginner in fly genetics myself, I benefited a lot from them.



6.2.3. Use of school resources

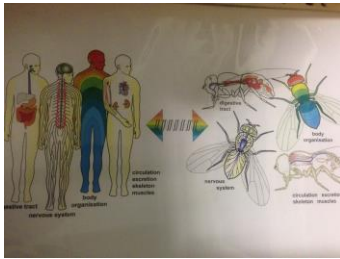
- Mariana Rama Pedro Alves (PhD student, Heidelberg, Germany; 13 December 2018; Proposal for Portuguese translation of fly videos): Dear Prof. Dr. Andreas Prokop, I am a PhD student at EMBL passionate about both transcriptional regulation and scientific outreach and a newcomer to the Drosophila field. I have used several of your materials (with appropriate citation) for school visits at EMBL, they are such a great tool. I was choosing some youtube videos to show to a school tomorrow and realized you have some


translated videos. If only text and voice recording would be necessary to produce videos translated to Portuguese I would like to volunteer to help (PhD life is very busy but I would be able to within certain time constraints). Also, do you plan to visit Heidelberg anytime soon? I would really like to know more about the educational work of the fly facility, the ups, and downs of organizing all that, since I am very curious about that and have not yet decided what I would like to do post-PhD. Thank you very much. Best, Mariana R. P. Alves

- Helen Fitzsimons (Senior Lecturer at Massey University, New Zealand; 25 October 2018; subj.: The climbing assay lesson): Dear Professor Prokop, I teach genetics and biochemistry at Massey University in New Zealand and I'm involved in a programme called Bio10, in which year 10 (age ~15) students from high schools around our local region spend the day visiting our Institute. They do a physics, chemistry, maths/stats and biology activity, each of which is approximately one hour long. I took over the biology lesson recently. I thought the activity that had been previously taught was a bit boring, not that that engaging for the kids, and as a *Drosophila* neurogeneticist, I obviously wanted to use flies! I am a bit limited in what I can do, as I'm not able to bring genetically modified flies in the teaching labs and I have little technical support, so it ideally wouldn't be a lab that took a lot of preparation time. I came across your learning resources online and I thought the climbing assay lesson would be ideal. By year 10, the students have been introduced to genes, that they can code for proteins, and a bit about the relationship between genotype and phenotype, but not much more than that. The online resources and powerpoint were extremely helpful, including the "why the fly? video. It's fantastic. I have done the lesson three times now and my impression is that the kids were engaged, the content is at the right level for them and they had fun! I got positive feedback from their teachers. I think the students ended up with an appreciation of the relevance of *Drosophila* research to human development and disease as well as the importance of sample size and statistical analysis. Thank you for all your hard work in developing your drosophila4schools programme and for providing these resources online. They've been very valuable to me, and I hope that they're inspiring the year 10 students to continue to study biology - maybe I will teach them genetics and biochemistry one day! Kind Regards, Helen Fitzsimons
- Elisa Brako (high school teacher, Madison, US; 10 October 2018; Subject: Drosophila lab question): Dear Sanjai, I am a high school biology teacher in the US starting a Biotech course this year. We just completed the fruit fly chromatography lab, and I must say that your website was a remarkable help! Everything is so well explained and my students totally grasped the metabolic pathways involved. I was just hoping you could help with a logistical problem. It was difficult capturing the colors on the chromatogram with a phone camera. Do you have any advice for how to photograph these? Are there UV filters out there that I should be using? Thanks so much, Elisa Brako
- Alessia Finotello (pupil): Good morning, today I was looking for some informations about the possible mutations of *Drosophila* and I saw it briefly treated on lesson 6 of the site, which is not available online yet. I'd like to know when will it be available, because it would be very useful for a school research. Thank you! Alessia
- 21 October 2018: Hi Andreas, Thanks for helping me troubleshoot the camera issue. I asked my students what they thought of your website and information for the fly chromatography lab and they were very complimentary about it. They felt that the diagrams were easy to read and understand, the metabolic pathways were clearly conveyed, and the overall feedback was positive. The only thing that was somewhat unclear to them was regarding the mutations (white, brown, scarlet) that affected the transport proteins for the precursors into the cell. They didn't fully understand from the diagram that the transport protein was mutated. All the best, Elisa Brako
- 21 October 2018 (in response to the question: "do you have any ideas as to what information could be added?"): Maybe just putting that part in the explanation. I am a little unclear myself- it is a protein transporter that is affected by these mutations? How does

the mutation affect one side of the transporter? Is it affecting one of two polypeptide chains or is the mutation changing the tertiary structure of the protein on one side only, affecting its ability to function?

- Loren Launen (04 March 2019; subj.: Fruit fly protocol for teaching lab): Hello Dr. Prokop. I'm writing with what I think might be a simple question about using fruit flies in education (I'm a professor at a [small college in New Hampshire in the USA](#)). I'm [really excited about the Drosophila4Schools project and website](#). I'd like to start using Drosophila in my first year classes with undergraduates, and also with high school students I teach in a variety of outreach activities. I was wondering if you, or someone you could direct me to, [would have the recipe for the nitro tetrazolium blue solution](#) for assaying the presence of active alcohol dehydrogenase in Drosophila larvae, which is described and pictured on the website. [I'd like to do some lab experiments around that with the students](#), but I can't actually find a protocol anywhere. Thanks for any help you can provide on this, and for the excellent project. Loren Launen
- S. Catherine Silver Key, Ph.D. (Associate Professor Biological & Biomedical Sciences, North Carolina Central University, Durham, US; Subj: Request for Protocol to teach students about fruit flies; 01 Aug 2018): I was looking over all the wonderful materials on teaching students about fruit flies and was interested in doing the larval assay pictured in Lesson 2, Section 3: "The breakdown of alcohol requires enzymes which are encoded by genes". It is described as taking only 5 minutes for the Adh+ larva to turn the NBT blue in the presence of 2-butanol and phenazine methosulfate. I looked for the protocol, but can't seem to find it. So, I'm asking if you would be willing to send it please? Sincerely yours, S. Catherine Silver Key, Ph.D.
- Nicole Green (PhD student, Kansas State Univ., 18 April 2018): Dr. Prokop, I am emailing to request permission to use your human-fly muscle comparison figures at <https://drosophila4schools.wordpress.com/organs/> in my thesis. I do not plan on modifying them in any way--they show exactly what I need them to! Thank you for creating these resources for the fly community. Best, Nicole M. Green
-  Nicole Green @drosophiladysci (17 Feb 2018; comment on <https://t.co/S28LBaxioQ>): Love the drosophila4schools project. Use their resources all the time in our #scicomm projects! Check out their article below. [#drosophila #STEMeducation](#)
- Dr. Mythili Jagannath (Associate Prof. & Head, Department of Zoology, Mount Carmel College, Bangalore, India; 24 February 2018; subject line: Drosophila4school projects): Dr Andreas & Dr Sanjai Patel, I Mythili from Department of Zoology is fortunate to use your above resource for teaching my undergraduate students. I am extremely thankful and grateful which has made my teaching effective because of animation and thoughtful study material comprising of various disciplines to arrive at holistic approach of understanding biology. My request to you is query: (1) can we buy those for teaching purposes as in our classes we don't have internet connections. (2) can you suggest if virtual lab is effective and how to start. (3) Can I use your resources for lab manual. Thanking you, with regards
- Dennis Ryan (Instructor -- Medical Professions Program & HOSA Advisor, East Career and Technical Academy; 30 November 2017): I would like to receive the lesson and adjunct materials on the Lesson 3: Flying through the fundamental principles of the nervous system. This information will be used for educational purposes only and will not be resold. Credit will be given for resources and authors. Thank-you, Dennis Ryan
-  Anna Bajur @AnnaBajur 5 Feb 2018: Ready to teach!!! Thank you, @Poppi62 for a great teaching resource! [#schoolproject #tud](#)



- David Bilder (PI at Berkley): I wanted to let you know that I gave a talk to local high school students today and found the figures on your website and video extremely useful in putting together a talk. Of course I pointed them to the website for more info. Hope that others are finding it as convenient as I did for getting some help for popular talks.
- Sophie Fessl (29 June 2018, Subj: droso4schools): Dear Andreas, hope you are well! I have, in the meantime, switched tracks to become a science writer/communicator in Vienna. I'm currently developing school outreach projects, and as a former Drosophilist, I would like to use fruit flies in some of our projects. This is how I came across your fantastic droso4schools project, which I found very inspiring and encouraging! I do have a few questions about how you carry out these lessons, would you maybe have time to briefly chat on the phone about your initiative? It would be great to get input from someone who has experience carrying out fly projects with school kids! Many thanks in advance! Best regards, Sophie
-  Lolitika Mandal @LolitikaMandal (15 Jun 2018; Replying to @Poppi62 @Manishj29): This has been a great resource to teach undergraduate students...also have used it a lot for introducing model organism to high school kids and non Biology audience. Thanks a lot for this great resource.
- Rewatee Gokhale (postdoc in Mount Sinai, 01 May 2018, subj: Thank You for the outreach resources!): Hi Dr. Prokop, My name is Rewatee Gokhale, a postdoctoral fellow at Icahn School of Medicine at Mount Sinai, and we chatted very briefly at the poster session at #Dros18 about science outreach and communication. Just wanted to thank you again for your amazing website and the resources on it which were really useful to me when I taught my outreach class on using Drosophila to study human diseases to the 5th graders at my local after-school program. I created a game using the mutant fly generator in your resources section, and then printed about a thousand of them as small pictures, and mixed in a handful of mutants (Cyo, vg, w, etc) amongst them and then I had the kids physically screen them and identify all the mutants they found. They turned it into a game of who could find the most in 15 mins and they had a great time doing it and learning about flies and how they grow and how they are super useful to biologists! None of this would have been possible without your wonderful website and all the efforts that you've taken to curate it. Thank you so much! I'm attaching a few pictures from the outreach class that I taught! Best Regards, Rewatee.



- Lisa Clarke (University of Alabama): Hi. I found your fly lessons extremely helpful. I prepare lessons for teachers in the Western Alabama, USA region. I have been carrying out experiments on artificial selection regarding bristle count and comparing the shifts to replicated experiments in which flies have been raised in the dark to see if there is a

melatonin-induced epigenetic effect on the parallel population. It would be helpful to use some of your pictures (gender of flies, etc.) in my lab. I will, of course, cite your source in the reference section. However, I wanted to check in with you before I used them. The site said "for the public." However, I just wanted to double check. Our organization, [Alabama Science in Motion](#) is a free resource to our teachers. This is certainly not for profit in any way.

- Alison Latham (Nelson Colne College): Just to let you know we had amazing success with our fruit fly inheritance project. The flies breed so well- we had hundreds to count!!! I've attached our data sheet in case you are interested. The Chi square analysis was absolutely spot on, too. I think the main reason for our success this year was the help and support you gave us, we really appreciated everything you did for us. The students gained a great deal from this investigation as they could actually "see" the results, and it's a practical I don't think they'll forget in hurry! Many thanks again for all your help, and we'll get the payment sorted ASAP. I look forward to working with you again next year.
- Gemma Coles (Ashton Sixth Form College):
 - Hi Sanjai, You recently visited Ashton Sixth Form College and ran a session for our A2 Biology students. We are putting together a wall display about your facility and the session and I was wondering if you had any posters or other resources I could include in the display.
 - The images are fantastic! Thank you so much, really appreciated.
- Phil Armstrong (Birkenhead School):
 - Thanks a lot Sanjai, they came safely on Tuesday. The whole department asked me to pass on their thanks as well; it means we can do so much more for our students.
 - Thank you very much, we really appreciate your service as always and have the delight of using the excellent paper and computer poster resources you sent us in the past.
 - You have been so helpful and efficient; I can't thank you enough. I'll let you know about food. Thanks again
 - All the little chaps are doing great and causing great interest with every year group.
- Ross Parish (Loughborough Grammar School):
 - Thanks very much for the email and resources, and an excellent day at the University. I would be very interested to show the year 13s the temperature and pressure/force sensitive mutants. Is there any source of these *Drosophila* which I can use? I am based in Loughborough so I am a bit of a distance from Manchester. Thanks again
 - There isn't any possibility of having some more, particularly the heat sensitive ones. They went down really well with all the primary school children who visited for National Insect Week
- Jorge Morgadias (Ponte de Lima, Portugal): Your material is being used in the laboratory classes of the biology discipline of the 12th year of secondary education. It aims to study Mendelian and Morgan heredity. The results have been excellent because the practical work in Portugal in regular secondary education has been little used and as it is natural the students like to make experiments. It also allows students to train and develop procedures and techniques during practical work. We intend to continue the *Drosophila* project for the next few years and since we do not have an incubator for the flies, we only have an improvised incubator, our professional school courses will build an incubator for next year. So we will continue to request your material and support.
- Helen Faulkner (The King's School, Chester):
 - I just wanted to let you know how valuable your *Drosophila* for schools resources have been. As you are aware our students follow Edexcel A Level specification B and your flies have really helped us teaching the following from the spec:

8.2 Transfer of genetic information

- i Understand the terms 'genotype and phenotype', 'homozygote and heterozygote', 'dominance', 'recessive', 'codominance' and 'multiple alleles'.
- ii Be able to construct genetic crosses and pedigree diagrams.
- iii Understand the inheritance of two non-interacting unlinked genes.
- iv Understand that autosomal linkage results from the presence of alleles on the same chromosome and that the results of crosses can be explained by the events of meiosis, including black/grey body and long/vestigial wing in *Drosophila*.

You may be interested to know that we sought feedback from our students as they approach the end of their course. A number of the core investigations (designed by Edexcel) were not thought to help them but the flies you provided together with the resources on your website were cited as being 'instrumental in learning about autosomal linkage'. Indeed, when we looked at our end-of-topic test results we found that for many students this section was their highest performing topic. We asked them to reflect on their scores and several students said they understood genetic linkage much better for having performed the crosses. On another note, Atharva Salvi, continues to love Biology and is really thriving at A Level. You may remember you kindly hosted him for several days experience in your labs over the summer a couple of years ago. He is still hoping to study a life sciences course at University.

- I was amazed how they were in perfect synchrony with each other. Flies we have bought from Timstar have been rather sporadic going through the life cycle....
- Julia Stanworth (Cardinal Newman College):
 - Our college runs 5 additional sessions to year 12 A level Biology students from numerous Lancashire Sixth form colleges, who have been identified as being high achievers and have shown an interest in pursuing an undergraduate course in a Biology/Science. One of these sessions has been based on the dros4schools KS4 alcohol session. This has allowed students to gain an understanding of how genetics has been studied using *Drosophila*. It has helped students appreciate how genetic mutations in *Drosophila* can affect how they metabolise alcohol and that using *Drosophila* as a model has given us an understanding as to why there are differences in humans as well. The session not only provides material that is useful for extension but also has direct links to the A2 specification on genetics, mutations, variation and natural selection. Students have been made aware that the fruit fly is currently used as a model to study human diseases including the neurodegenerative disorders Parkinson's, Huntington's, spinocerebellar ataxia and Alzheimer's disease as well as being used to study mechanisms underlying aging and oxidative stress, immunity, diabetes, and cancer, as well as drug abuse. Dros4schools have provided an excellent service. They have provided the relevant *drosophila*, vials and reagents that we have required, they have provided advice and have been an excellent support and have been willing to make any adaptations that we have needed. Students have not only found the sessions, interesting and relevant but have found the extension activities have given them an insight into the type of work that is being carried at university and possible research links involved in such activities. We encourage the students at the end of each session to go away and research the area further. Hopefully the sessions will inspire them to want to take their Science education further. Students on the programme complete a handbook of all of the sessions and the majority of them will refer to the programme in their UCAS personal statements to show their interest for the subject area when trying to secure places at university and would be able to discuss the sessions if asked for interview.
 - Thank you for the flies, we had plenty of the flies and larvae and it went really well. The students seem to really enjoy it and it is great that it is at the right level for their exam specification, yet there is plenty of application and extension related to the practical

and uses of *Drosophila*. Please let me know if there are any further issues on the payment side. I appreciate that it has been a lot of effort on your part and I do want to say **how professional and helpful your support has been**, you have been wonderful! I'm not sure whether this is something you regularly do for schools or colleges and am therefore not sure whether it is something you would be prepared to repeat next year, or if we could do anything to make less work for you? I fully understand if you would rather not be involved, but just wanted to see how you would feel about doing it again so that I can plan for the sessions next year. Thanks again

- Just to let know that everything went extremely well last night. Everything worked and the **students thoroughly enjoyed the session. A great success.** Thank you so much for all your hard work. Everything went really well, if anything better than last time I explained it better and the flies did as they were supposed to. We managed fine with the number of flies, despite the problems you had at your end. Our biology technician was off ill but another stepped in to help make the flies drunk! The students have been really enjoying it and it seems to go down well! Thanks so much for your support, it is really appreciated.



- [Haifa Alhadyian @haifaalhadyian 25 Oct 2017](#): I used activities from [@ManFlyFacility](#) in the most recent outreach event I organized. Thanks for amazing work!



- [Andrew Bellemer @AndrewBellemer 28 Sep 2016](#): [@Poppi62](#) I wanted to let you know that I am teaching a **workshop for international secondary ed teachers** on *Drosophila*. - [@Poppi62](#) The **resources that you have developed have been tremendously valuable.** We will be running trials of your **wall-climbing assay.**



- [Andrew Bellemer @AndrewBellemer 21 Sept 17](#) : **Worked with the Teaching Excellence and Achievement fellows this morning.** --- We used the wall-climbing unit developed by [@Poppi62](#) to illustrate how model organism research is conducted and how it can be translated... --- ... to a middle or high school classroom. --- This is the **second time I've used this one, and it worked perfectly both times. It's a rare demo that works as expected with novice students** --- I'll also mentioned that the work these fellows are doing is phenomenal. Emmanuel (just over my left shoulder) teaches science... --- ...at a school for the blind in Rwanda. Wants to know how *Drosophila* experiments can be adapted for his students.



- [Andrew Bellemer @AndrewBellemer Sep 21 2018](#): Yesterday was one of my favorite days of the academic year. I had an opportunity to work with the 2018 Teaching Excellence and Achievement Fellows to discuss and demonstrate how model organisms can be used in research and teaching. -- This year's fellows are Seba (Uruguay), Nongluk (Thailand), Victoria (Zambia), Cynthia (Ghana), Shirin (Azerbaijan), Juan (Venezuela), Nongluk (Thailand), Rabson (Malawi), and Yousef (Jordan). -- All are **outstanding secondary ed science teachers** who went through a super competitive application process to come to App State to work on Science and English pedagogy and act as guest instructors in regional high schools. -- You can read more about the program here: <https://today.appstate.edu/2014/06/25/teaching-excellence-and-achievement-grant> -- **We**

spent the morning working through some of the excellent resources developed by @Poppi62 and @ManFlyFacility as part of the Droso4schools project (<https://droso4schools.wordpress.com/>) -- Negative geotaxis assays in progress. -- These are some of our Teaching Excellence and Achievement fellows. Victoria from Zambia, Cynthia from Ghana, and Nongluk from Thailand. All high school science teachers.



- Andrés Garelli (Universidad Nacional del Sur; Argentina; comments on droso4schools): Hi Andreas, Your material is fantastic, we have used it many times during school visits to our institute. I would like to point to a minor mistake in one of your images. The spleen has been placed on the right side of the body, while it is actually on the left. thanks for all the hard work that helps to spread the benefits of flies as a model organism
- Lee D. Gambol (Distance Learning Coordinator-Museum Instructor, The Cleveland Museum of Natural History, 15/08/2017): Hello, fellow EntoEducators! I work at the Cleveland Museum of Natural History (www.cmnh.org) , creating and teaching virtual lessons for students both in the US and in several other countries (<https://www.cmnh.org/ivc>). Currently, I'm working on a lesson that highlights research being done by our Curator of Invertebrate Zoology, Dr. Gavin Svenson: (<https://www.cmnh.org/c-r/invertebrate-zoology>). My challenge is this: We have specimens aplenty, but no graphics designer on staff. This inability to generate my own images often sends me into the wilderness of the Internet, which is how I found you! The illustrations here: <https://droso4schools.wordpress.com/organs/> are 100% perfect for our introduction to the evolutionary links in cellular function. How may I obtain permission to use your images during our educational program? We're a non-profit museum, and all images used would have a "Used with permission by" notation clearly placed at the bottom of the screen. Thank you for creating such valuable graphics for teachers! - Lee
- Alexis T:
 - May I use some of the pictures on this website? I am making my own site and I love the simplicity of the photos! Thank you for the helpful information!
 - Thank you to the team, I love this website. The pictures will be only to be downloaded for education purposes.
 - I am making a website for my gifted class, to inform them of the reproduction of maggots.
- Iris Salecker (NIMR): Perhaps you remember that I contacted you concerning a London school hoping to teach *Drosophila* genetics in flies. They would like to do the experiment, using the climbing assay comparing young and old flies. From the talk, you shared with me, I tried to guess, the details - but couldn't. Are wild type OregonR flies ok for this? And how old or young do they need to be to show differences? For ageing flies, I just would need to start to think ahead already! Thank you so much!
- Katherine Whitley (University of Sheffield): I manage the fly facility at The University of Sheffield and am just starting to gather information and resources to start some fly outreach in the next academic year. This will consist of:
 1. A room of experiments/craft activities for Discovery Night during science week
 2. Going into Primary schools during science week for 3 x 1 hour sessions
 3. Running workshops here at the university for 3 hour sessions

Most of these activities will be aimed at children aged 7-10. You have some fantastic resources at Manchester and I would be grateful if we could use some of them in Sheffield. I am especially interested in using the cartoon fly pictures and organs/systems pictures as part of a workbook I am preparing. I would, of course, acknowledge anything I use as your work. Please let me know what you think. Any additional help or advice would also be appreciated.

6.3. Impact of school resources on teachers', pupil's and researchers' choices

- Karen Swanchara (teacher, Riverside High School, US; 05 March 2019, Subj: Request for Lesson 3): Hello, I am requesting the instructional material packet for your Lesson #3: Flying through the fundamental principles of the nervous system. We are trying to implement a version of this lab in our Biology classes. I teach a college level Biology class in Leesburg, VA, USA.
- Ann Hanna (Teacher, Menai High School, Australia): Student from Australia currently in her last year of schooling doing a research project on epilepsy with fruit flies. Teacher showed her the youtube video that we had on "Illustrating epilepsy with *Drosophila* experiments" and read the information on epilepsy in our lesson 3 on the droso4schools website. She was interested in what type of fruit flies we used and the mutation that they obtain. Teacher called me to request the bang senseless flies for her student to do her project on. She has been very responsive and proactive in trying to get the flies sent over especially as there are very strict import restrictions in getting flies to Australia.
- Adele Campbell (Lab Technician, Wiltshire College Lackham, Wiltshire): Hi Andreas, We teach our HE learners about light and light perception so Lesson 5 on vision is of great interest. Please could you send the PowerPoint for this lesson, and advice on where to buy light emitting diodes (LED) of specific wavelength in order to carry out phototaxis experiments with *Drosophila*. Best regards, Adele
- Douda Bensasson (University of Georgia): Cool to interview a student who wants to be a science researcher as a result a high school visit from @poppi62 on *Drosophila*
- Abolaji Amos Amos (PI at Univ Ibadan Introducing, Nigeria; 12 September 2017): Dear Prof Prokop, I received your response with delight. Many thanks, Sir. Thank you for the links to the articles. Indeed, we will need your assistance in the area of science communication, and the articles in the links are great resource materials for us. We will carefully read through and gradually follow the instructions. In addition, I am working on a *Drosophila* Research Centre in Nigeria where we will carry out introducing *Drosophila* to secondary schools students. Your Droso4schools initiative materials would definitely be helpful to us in this regard. The need for such a centre cannot be overemphasised due to the demands for *Drosophila* research by scientists across Nigeria. We shall attempt to convince the government to introduce *Drosophila* into the Biology curriculum. We will also have a lab for the training of scientists and for workshops. The advice in your email can be better achieved with this forthcoming *Drosophila* Centre, because the fly is not currently widely accepted in my institution. I will update you on this regularly for advice, Sir. I will be glad if you could accept to serve as one of our international advisers in this new centre. As a teaching faculty in my present university, we train postgraduate students in their projects with the *Drosophila* model. Some of these trained scientists will be allowed to serve in the *Drosophila* Centre as resource faculty members from time to time. Another area we may need your assistance is to link us up with places where we can have mini grants for *Drosophila* research. Lastly, Sir, I will likely visit University of Cambridge in November for 6 weeks to work with Dr Tim Weil on a collaborative project. I will be glad if I am allowed to visit your facility in Manchester during my visit for further interaction. Please accept the assurances of my highest esteem.
- Ben Kelby (Denbigh High School, Luton): Last year my colleague Alex Martin was in contact with you regarding a project we were looking at running in school. We kept the flies

and managed to breed them successfully, although we had a few teething problems with temperature-sensitive mutants in a hot prep room! We would like to run the project as a silver CREST award project for a year 9 group, and were thinking that a natural selection experiment may be the best way to go with the equipment available in school, whereby the students could track the increase in numbers of flies with a favourable phenotype. From what I recall the white-eyed mutant might be the ideal variant, as the students will be able to track the numbers easily and I think I am right in saying it has reduced fitness. Would we be able to get white-eyed flies? Are there any other projects which would be suitable as an extended project for a high ability group of 13-14 year olds? It doesn't have to be original but does need to be written up in the manner of an academic paper.

- Alex Martin (Denbigh High school): Myself and a colleague (both science teachers at Denbigh High School, Luton) are interested in using drosophila as part of a STEM project working towards a CREST award. Our initial thoughts were to use the drosophila for a project for inheritance but we are also aware of other possibilities, such as ageing. We have been looking through your website and were wondering if it would be possible to obtain fly-related teaching materials, flies and food.
- Catherine Haworth (Cardinal Newman College): Dear Dr. Patel, I am currently teaching A level biology at Cardinal Newman college in Preston Lancashire. This year I attended the summer school held at Manchester University and was inspired by your work and outreach programme. This year our college has been designated as a HE hub. This basically means that we will be charged with providing "experiences" akin to those that may be obtained from visits to university, to other local college/high school students that are gifted and talented and expected to go to university (some of whom will be first generation in their family to attend HE). So I am emailing to see how feasible it would be to set up some fly experiments to do with these students. The "lesson" I will need to provide only lasts 1h and I would really like to focus discussion on neuroscience, ion channels and using "models" to understand how the basic infrastructure of the nervous system can be studied in non human models and how the findings are still relevant to humans, even though the models appear to be very much "not human". I would really love to "borrow" some Drosophilas., possibly with the same traits as those we were provided with in the summer school lesson. I would be able to come to Manchester to collect any materials, and would like very much to collaborate with you to get ideas on how best to structure the session to really pass on the enthusiasm that I experienced on my own visit. Initially I just wanted to touch base to see if this is something that would be possible? And also to thank you again for the great experience at the summer school.
- Suzanne Bluer (Oldham Hulme Grammar school): The flies were a success, though the bang ones refused to all lie down dead, so yes we could have done with keeping them all a bit warmer to start with. They are still being used in our normal lessons now even though we're not up to Genetics yet. The teachers who originally got your details are called John Dalziel and Will Atkins (our Head of department) who attended a day at Life Sciences in the Spring as part of the "Liverpool Group"..... Heads of Biology from Private schools. John was so excited to see the flies that he banged one tube half to death and split it....before I could find him a soft surface to do it on....luckily the kids who tried it were gentler. I did a small display about *Drosophila*, see attached photo. , and have also produced a poster and letter to go to all students about the Science spectacular, as it falls in the half term holiday. I haven't had time to research drosophila equipment for schools yet but I will keep in touch as a talk and demonstration to our 'Gifted and talented' students and 6th form would be welcome. Many thanks



- Clare Pybus (Bury College): Thanks for getting back to me, we are looking at just trying to set up some simple crosses with our AS students w/c 13th June, TimStar seem to be able to supply some flies so we should still be able to do this but if you are able to provide fly food that would be helpful. Thanks for the link below. We will definitely use some of the resources, particularly the introduction to drosophila and its importance in the lessons. There is mention of a genetics lesson but it says coming soon - do you have any of these resources available yet as it will be the genetics aspects we will be focusing on with the students.
- Melissa F (pupil): I am currently on a Mission Discovery programme hosted by ISSET and we are researching potential experiments to carry out on the International Space Station. The winning group's experiment will then be sent to the ISS. I attended the Discovery Biosciences day a few weeks ago and was fascinated by the effects of temperature and motion on the fruit flies, which caused paralysis and epileptic seizures. The parallels between the drosophila flies genes and ours mean that this research in microgravity could be hugely beneficial if humans were to colonize other planets. Are there any other factors which you feel could be investigated in space which complement your ongoing research?
- Demetrius Green (Bronx, NY): Hello, My name is Demetrius Green and I am a high school science teacher in the Bronx, NY. I currently teach neuroscience to students in the 11th grade and thoroughly enjoy it. Instead of taking state exams, our students must write a formal lab report based on an original experimental design and present their findings to a panel of teachers, local college students, and other members of the community in order to successfully complete the course. Students have been designing simple, yet interesting experiments concerning the neuroscience field. However, our students have only been able to use human participants, which has led to an extreme amount of limitations. I am highly interested in possibly developing a partnership with your organization. Because I also want to teach a genetics course next school year, I think it would be a huge opportunity for both classes to use the fruit fly in their scientific research. I would need help on getting started building a strong curriculum that would involve this amazing organism to fully engage all students in scientific inquiry.
- Rebecca Steiger (AP Biology and Anatomy & Physiology Teacher at Junction City High School): Dear Andreas, I wanted to let you know I appreciated your guest blog about Drosophila outreach programs that was featured in GSA's "Genes to Genomes." I continue to try to find more ways to include flies in my classroom curriculum. As we have just begun summer break, I will be redesigning my curriculum and will review many of your resources for inclusion. Next year I will be teaching Human Anatomy & Physiology in addition to Advanced Biology. Do you have any thoughts about specific lessons/materials that might be especially applicable to this new course? Thank you again for sharing your views about the inclusion of education initiatives in current research. I will continue to push from my side (high school education) as well.

07 March 2015: Andreas, I enjoyed speaking with you at the GSA convention. (I am the high school teacher from Kansas you spoke with during the workshop to me.) I would be very interested in helping push your initiative to bridging the gap between high school educators and research scientists. I have visited your site and look forward to exploring some of your resources. I would be very interested in the long term/multi-disciplinary unit that you mentioned is still in development and would gladly provide feedback to you and

your team. I will pass along our U.S. standards and learning objectives after the conference so you can link them to your website. Thank you for helping to close the gap between high school and academia. Sincerely, Becky Steiger

OUTCOME: we together presented a workshop at the 2018 ADRC conference (section 1.5)

- Trish Kirkpatrick (Brisbane, Australia): Hello, My name is Trish Kirkpatrick and I am a biology teacher in Brisbane, Australia. I have just found your website which is really great because next semester, we are hoping that some of our students will be able to do some experiments with drosophila. In our course, we ask the students to develop a research question and hypothesise themselves and carry out experiments to test this. We usually give them a few suggested variables to investigate to get them started so I was hoping you might be able to suggest some as we have never used drosophila before. I was wondering how the type of food might affect numbers of offspring, or perhaps something to do with alcohol as one of your experiments suggests. What about temperature? Any information or suggestions you have would be greatly appreciated. Thanks so much for your help.
- Jean Campbell (King Edward VI Grammar School, UK): I teach biology at a secondary school in Chelmsford, Essex and our department is interested in introducing practical studies involving *Drosophila*. In starting to look at what we could do, I came across your site and wondered if you could offer some advice about the practicalities of using *Drosophila* in schools. We were thinking about buying an incubator (we have a small amount of money that has been awarded through the Jack Petchey scheme) and so would need some general advice on looking after and maintaining *Drosophila* (it has been a long while since any of us have done this). I can't tell you how excited I was to find all of the different ways that we could use these animals - I'm afraid we were thinking that we would have to confine ourselves to genetic crosses but your support material has certainly broadened our horizons. I am not sure if your remit is to work just with schools in the Greater Manchester area and apologise if my request for help is inappropriate but I would appreciate any advice you could offer. Many thanks,
- MC Randall (Birkdale School, UK): Last summer I attended the teacher's summer school in your department. I would like to do a practical with a class on the effect of caffeine on *drosophila*. Do you have any ideas of where I could source some? Thank you so much for any help you can offer
- Lisa Carter (Holy Cross College, UK): Thanks for the link. Thought it was really good. Was wondering whether I could bring some students in to see the work being done? Maybe sometime in February? I spent quite a bit of the final year of my degree looking at drosophila so find it all very interesting. Could you send a link to the second part movie?
- Marc Tillotson (Bolton School Boys' Division, UK): Hello Sanjai, Many thanks for your email. We offer a number of drosophila practical activities in school and our technicians are quite skilled in looking after them. We tend to use simple mutants like vestigial and white eye. The temperature and motion mutants that we were introduced to were excellent. I would be very interested in speaking to you further about different ideas either by phone or in person. I look forward to hearing from you.
- Joanie Marion (Sidcot School, Somerset, UK) Thank you for sending the fruit fly order to Sidcot School. The students have thoroughly enjoyed working with them, as they did last year. I hope to be in contact next year and perhaps will try the alcohol experiment
- Tomas Generalovic (research student at Swansea University):
 - (29 September 2017): Dear Sanjai Patel and Andreas Prokop, I am writing to enquire about your fly facility and services in Manchester and wonder if you could help me. I am a research student at Swansea University and beginning a new project in which we will be using *Drosophila melanogaster* as a model organism for a variety of genetic based experiments. However, the department does not use this species and therefore has no sourcing. Would you be able to provide some information on if you are able to provide a source stock as we have been unable to find a UK based supply and was

recommended by Cambridge fly centre. Your website has provided some great information on rearing, storage and feeding of a maintained stock in which we will soon be ready to house. Many thanks, Tomas Generalovic

- (5 Oct 2017): Dear Andreas Prokop, I have downloaded and read the genetics training package which has been great for showing why and how these are great model organisms.
- Anna Digilio (Institute of Biosciences and BioResources, Naples 23 October 2017): Hi Andreas, I am an Italian researcher working in the Drosophila field. In the last few years I started to work with high school in my country, with the goal of using the fly to teach genetics and biology. Recently, I had the opportunity to visit your website and I was very impressed with it so I'd like to congratulate you for your excellent activities. I am very interested in engaging in such activities in my country. In particular, I am fascinated by two activities that I have never done during my lessons: Optogenetics (fly laser quest) and Seizures and Paralysis. So, I come to my request: can I use your lessons, with the appropriate citations? could you send me fly strains to carry on these activities? I look forward to hearing from you. Cordially, Anna Digilio
- Eyal Schejter (Dept. Molecular Genetics Weizmann Institute of Science): I am a Drosophila researcher at the Weizmann Institute in Israel. I had the pleasure of listening to your talk describing the impressive educational and public outreach activities of the Manchester fly facility, at the recent DRC in Chicago. I have been asked to introduce/present the topic of "genetics" to grade school pupils (5th-6th grade) at a nearby elementary school (a single 45 minute session), and wanted to ask for your advice. Encouraged by your Chicago talk, I would like to make Drosophila a focal point of my presentation. I've been looking at the MFF website, which has given me some ideas, but the various activities seem to be geared primarily towards middle-school students and older. Do you have any specific advice regarding presentation content or can point me in the direction of relevant resources, when it comes to teaching grade school pupils, with minimal background? Thanks very much for any help you can provide. Best wishes,
- Nara Muraro (PI at the IBioBA-MPSP, Buenos Aires, Argentina): I think getting youngsters excited about Drosophila is very important in a region like Latin America where science funding is so tight. Ridiculously, we don't have that many fly labs around here...I hope we can change this. Actually, I am now collaborating with a high school teacher who is organizing an after-school program called "El cuarto de las moscas" to get kids to know flies and scientific activity, it's fun and rewarding.
- David Tree (07 January 2019: Subj: Affordable Scopes): Dear Andreas, ..., I've been enjoying your droso4schools project from afar for a while and think you're doing amazing work with it! I am thinking about doing something similar with local schools we here at Brunel University are partnering with. In your recent blog post about teaching in KS2 classrooms you mention to contact you for information about affordable microscopes: could you give me some information about this? Thanks! Dave
- Jim Ryan (Hobart & William Smith Colleges, Geneva): I'm interested in using your climbing assay in my neurobiology lab. I want to use a mutant that would be considered a model for a human disease such as ALS or MS. The disease is not important as long as it effects the motor system and there is an analog in humans. What I'm most interested in is what mutants you think I could get a hold of (from Bloomington) that would show a reduced ability to climb as adults or to crawl as 3rd instar larvae. If you have any recommendations/stock numbers, I'd be grateful.
- Arzu Celik (Bogazici University, Istanbul, Turkey; 07 June 2017): I have been following your excellent work on science education something I would like to do more as well. Currently, I have been given a task in an area that I am not so experienced with. I have been asked to train high-school students for the biology olympiads in the field of biology in particular in Drosophila physiology! ... I have a few days to prepare for this. I was wondering if there are any experiments that pop up in your mind.

- Rashidat Abdul Azeez (Ahmadu Bello University, Zaria, Nigeria)
 - 06 Sep 2017: Dear Andreas Prokop, My names is Rashidat Abdulazeez, a first year PhD student at Ahmadu Bello University, Nigeria. I am interested in genetically characterizing *Drosophila melanogaster* and sigma virus in the 8 vegetation zones of Nigeria with a goal of establishing a research and training center on *Drosophila* and outreach programs in high schools on the use of the fruit flies in improving teaching and learning of biology. During my MSc I characterized *Drosophila melanogaster* from 3 Savannah zones of Nigeria using microsatellite markers. The results were amazing indicating a high genetic diversity, reproductive isolation with great genetic differentiation. I have after attending some workshops like TReND in Africa in Tanzania last year October, molecular biology by TReND-Bingham in Abuja, 2017 and DrosAfrica Ibadan 2017, seen so many loopholes in my MSc research as I am the first to conduct such Research not only in my institution but in Nigeria and getting useful assistance and contribution hasn't been forthcoming. I am determined to establish this field in my country, the various faculties in the various workshops I have attended can attest to this fact. I am not yet gainfully employed like I earlier stated this field is new in my environment and the value is yet to be appreciated. I am inquiring if the fly facility program could collaborate with me in establishing this great field in my country and support my research in any way. I am willing to provide any further information about my self, referees and research. Thanks. Best regards
 - 11 March 2018: Hello Andreas, it's been awhile. I am through with my course work and now ready to start my outreach programs by inviting three schools per program. I have gone through the links you once sent to me which will be very useful on my subsequent outreach. Isabel Palacios strongly recommended a chat with you on possible assistance. Please how can we collaborate with the fly facility on successful outreach programs in my country? Thanks, Best regards
 - 04 April 2018: Dear Andreas, Thanks, I was able to download most of the articles I needed. I visited some of the schools like you suggested before the Easter break and will do same when the school activities resume. My chats with them shows we are on track on the problems and possible solutions. We have also sent out words to the public on possible volunteers for the outreach. Thanks once more
 - 09 April 2018: Thanks Andreas, am currently discussing with them on sourcing for fund. We have also copied some documents from the Manchester facility page including its link so the teachers can have a direct access to our pioneer and mentor. thanks best wishes
 - 18 May 2018: Hello, It's been a while. We were preparing for the pilot outreach as I earlier said. The outreach was successfully carried out on Tuesday, 15th of this month, with 3 schools (10 students and two biology teachers each, totalling 36) in attendance. We took pictures, videos and were interviewed by the university press which I will send later. Prices were won by the students who participated in the quiz while t-shirts were given to teachers. Questionnaires were distributed and the responses are quite encouraging with a school signifying interest in using the fruit flies in it's biology practical, while the other school want to take the existence of the outreach program to the state ministry of education. We are on further discussions with the schools for in school training. The jotters and protocols distributed to both teachers and students contained the links to Manchester fly facility and Droso4school. Will send summary and evaluation reports after my exams. Thanks, Best regards
 - We are currently applying for funds to allow Rashidat to visit Manchester and formalise our collaboration

6.4. Impact on other activities

- Rozi Andrečić (Assistant Prof., Univ. of Rijeka, Croatia; 12 December 2018; Droso4School in Croatia?): Dear Sanjai and Andreas, I'm writing to you regarding your amazing project Droso4schools. I am trying to do something similar in Croatia, on much smaller scale, what makes me appreciate even more all the effort you have put into your project. Because your input would be very useful for me I was wondering if you would be interested in visiting Croatia so that we can meet, talk and you could give a lecture or two (one potentially for the teachers, the other one for scientists at the University). I lead a small fly lab at University of Rijeka, and after almost a decade since moving here from US, I'm still the only fly lab in the whole Croatia. So, spreading the gospel about flies to the small scientific community in Croatia in order to establish collaborations has been my mission since the beginning. Recently though, as I got highly disappointed with the educational system and consequently, the level of public understanding of science, I decided to put my token effort into bringing more science into classrooms. I am currently applying for a tiny University grant aimed at connecting University with the community where we work and live. My target are elementary schools, grades 5 to 8, and high schools. My plan is to first educate teachers about characteristics and importance of Drosophila. Second, I plan to lead workshops (together with my postdoc and students) where I would demonstrate simple experiments that teachers can use as part of their biology curriculum. Lecture and workshops would be part of teacher's professional development requirement. I would love to hear about your experience, especially how you dealt with problems that you encountered in your work will be very useful for me. Best, Rozi --- Dear Andreas, I'm very excited to hear such positive feedback from you and so fast. Considering overall climate in academia and schools in Croatia, I'm not sure if this initiative will be well received, but I will at least try. ...Thank you for the link - I didn't know about it. I do however use your site a lot for my elective class Drosophila as a model organism in neuroscience, and for many other talks and classes where I have to introduce people to Drosophila. Best, Rozi --- The project got funded with notice from 21/02/2019, with Andreas Prokop/Manchester Fly Facility as official collaborators
- Pavel Itskov (PI at Champalimaud, Lisboa, Portugal; 23 September 2017: Dear Andreas, We have not met, my name is Pavel Itskov. I am interested in developing tools and curriculum for introducing Drosophila to schools as a way to study multiple biological processes using real experimentation. While I was searching the web I have discovered that you have developed very nice educational resources. My main idea currently is to start a company that will among other things develop and tools that use Drosophila and other invertebrate model organisms in school education. In the past I have developed the flypad (flypad.pt) that I am planning to use as my first product that will allow to measure various aspects of feeding behaviour in flies. It will need to be redesigned to become more affordable first, but my experience is that there is a lot of interests in these kind of tools from the school STEM teachers. We have been using it extensively for school visits that are regularly scheduled in our institute (Champalimaud centre for the unknown, Lisbon, Portugal). I also presented in at the Maker Faire in Lisbon, and it was very popular (to my surprise) among 8-12 year old kids and their parents. Given your extensive interest in science communication I was wondering whether you will be interested in talking to me on skype. Looking forward to hearing back from you. Best regards, Pavel
- Philip GOERGEN (04 December 2018; Scienteens Lab University of Luxembourg Establishment of a student FlyLab): Dear Prof. Prokop, I am writing you in the name of the Scienteens Lab of the University of Luxembourg We are a young Student Lab, we celebrated our 5th birthday this year. We offer Workshops in Biology, Mathematics and Physics and welcome 1400 high school students from Luxembourg and the Greater Region each year. We are currently developing two new workshops which focus on the topics of model organisms and the effect of alcohol. Having some experience with fruit flies, I've decided that the fruit fly would be the perfect model organism to convey these topics to the students. During my research, I came across your wonderful site and the incredible work you do promoting Drosophila as a research and teaching tool. I would also like to take the

opportunity to thank you greatly for making all you material available to the public. The University of Luxembourg does not itself conduct research on *Drosophila* and we therefore need to establish a new fly lab ourselves. As this is now easy task, I would be grateful If I could count on your support and expertise in this field e.g. getting feedback on the suitability of the equipment we want to acquire to set up the fly lab and the techniques used in the workshops. Furthermore, I would like to know whether you would be open to a visit of our team members to your lab during the next year, accompanied by a training session in regard to fly dissection and behavioural assays? This visit would be a great source of knowledge and ideas for our team. Thank you very much for you time and I look forward to hearing from you. Yours sincerely, Philip

- Jared Lutsic (student at Lee University, Cleveland, US; 06 November 2018; subj.: The biology & chemistry of pigmentation): Hi, Dr. Andreas. I am a student currently conducting research in my genetics course. I was reading your *droso4schools* metabolic pathway investigation. I am currently investigating *Drosophila* eye pigmentation in the Brown-eyed mutant. Do you have any research that you used that represents incomplete dominance with the brown, scarlet, and brownish red eye color? Sincerely, Jared Lutsic



- Kayleigh O'Keeffe @KOKeeffe12 5 Dec 2018: During my final class (intro bio for non-science majors), I would like to give my students a list of twitter folks to follow if they would like to continue to engage with science. Who would you suggest? #scicomm #STEM



#sciencetwitter #phdchat -- Reply by Suzana Ulian-Benitez @su_benitez: I suggest @Poppi62 he has a great material on #scicomm







- Drosophilosopher @HammedBadmos - 17 Jul 2018: Following @Poppi62 advice about a year ago. Am taking part in @NC3Rs summer school from tomorrow to friday. Great optimism for more #Drosophila advocacy in pre-clinical research. #learningmystuffsgradually

- Andrew Luck-Baker (Senior Producer, BBC Radio Science Unit; 07 February 2018; Subject: Fruit fly interviews - apologies, bad news but some good news): Dear Andreas and Sanjai, I am emailing with the news that unfortunately I had to make the decision to leave your segment of the Radio 4 feature 'Inside the Killing Jar' out of the final cut of programme. This was only done (along with other cuts I had to make) to get the length of the programme down to duration required for the radio broadcast slot. I do apologise for this and any disappointment you may be feeling. I should have emailed you earlier than this for which I also apologise – I went straight onto a World Service health show after finishing the Radio 4 programme and my attention got switched onto that. However, the compensatory good news (I hope) is that Adam and I will be making two ½ hour programmes for BBC World Service on the same theme as the Radio 4 insect programme and your interviews will be used in one of those programme – and at considerably greater length than they would have featured in the other programme. Those programmes will air in late March/early April in the World Service science feature slot 'Discovery'. These programmes will have much much bigger audience than the Radio 4 programme – an estimated 25-30 million listeners worldwide. Discovery is also the World Service's third most popular podcast. Best, Andrew

14 June 2018; subj.: The wait is almost over! Fly facility on World Service on Monday 18th): Andreas, The BBC World Service insect research radio programme (which includes you, Sanjai and Matthew) finally gets its airing next week, on Monday 18th at 20:30 BST. It also has a repeat at 05:30 BST the following morning. Here's the url for the episode page: <https://www.bbc.co.uk/programmes/w3csxqp4>. Many thanks. All the best, Andrew Luck-Baker

- Joanne Sharpe (PhD Student, Manchester; 16 March 2018; Subject: Blog article): Hey Sanjai, Hope the rest of British Science Week went well! I was thinking about writing an article for the FBMH PGR blog about the fly facility and its outreach programme. I was wondering if I could link the droso4schools website and perhaps use some pictures from the flyfacility pages? Also do you have anything in particular you'd like me to write about? BW, Jo
- Joshua Heafield, 22 November 2017: Hi both, Following my viva I was asked if myself – and the droso4schools project – would consider a new outreach venture for gifted and talented students, only this would take place in Serbia. Could we have a meeting to discuss this proposal and whether it would be something that could be made possible? I am unavailable from the 30th of November until 13th of December so if we could meet up, maybe at a lunch time to discuss this further in the coming week then that would be great. I now have access to MSB so I should be able to come to the café if that's the easiest thing for you. Hope to see you soon, Joshua Heafield
- Shubashree Desikan (Senior Assistant Editor, The Hindu, Chennai)
 - 21 November 2017: Dear Mr Patel, I am a science journalist with The Hindu, an indian daily. My colleague Nazir Ahamed and I set a quiz everyweek for the publication The Hindu in School, a newspaper for schoolchildren. This quiz is also shared online later in The Hindu's website. For this week, we plan to make a theme quiz on Drosophila. We would like to source information from your website. I would like your consent for this... I look forward to your response. Regards, Shubashree Desikan
 - 1 December 2017: Dear Sanjai, Our online quiz on Drosophila is up now... please find the link here. We have linked the answers to your website... <http://www.thehindu.com/sci-tech/science/the-hindu-science-quiz-november-28-2017/article21011246.ece>. Please do share the quiz if you like it. Thanks and regards, Shubashree, The Hindu, Chennai
- Collaboration with NC3Rs to promote the Replacement strategy - Emma Stokes (NC3Rs; 31 October 2017): Hi Andreas, It was lovely to meet you at the symposium yesterday and I very much enjoyed your talk. I think there are good opportunities for us to work together. Kam and I will discuss together, and it's probably useful for you to discuss with her too as she's manchester based, and we'll come up with a plan of action. From what we discussed you have a lot of ideas, and initiatives on the go. It would be good to work out what the priority areas are for you? Perhaps the www.flyfacility.ls.manchester.ac.uk/ website? So we can work strategically and prioritise activities. All the best, Emma -- Kamar Ameen-Ali (Regional NC3R Programme Manager; 03 November 2017:) Hi Andreas, Firstly, many thanks again for giving such a great talk - so much of the positive feedback I have heard of the event has mentioned your talk as a highlight. I think it would be a good start for you and I to sit down and decide on priority areas to begin with, and where you envisage NC3Rs support, and then I can discuss with colleagues to take things forward. Best wishes, Kam -- see Section 6.5 for invitation that followed.
- "Fly Indonesia" collaboration between Dr. Firzan Nainu (Hasanuddin University, Makassar, Indonesia) and the Manchester Fly Facility (Faculty of Biology, Medicine, and Health/FBMH, The University of Manchester) to establish *Drosophila* research in Indonesia.
 - Firzan Nainu, Ph.D (Makassar, Indonesia): Greetings from Indonesia. I hope this email finds you in a great condition. First of all, please allow me to introduce myself. My name is Firzan Nainu and I am a lecturer in The Faculty of Pharmacy, Hasanuddin University, Indonesia. I have known your name and your exciting research and education contributions in the *Drosophila* field, since my PhD days in Japan. In my PhD days, I carried out researches using *Drosophila* as well and I have published one of the study in the Journal of Immunology. In fact, to be honest, I am really eager to visit your laboratory someday and if possible, learning some techniques about *Drosophila* in your laboratory that can be applied in Indonesia. After finishing my PhD in Japan, I came

back to Indonesia and trying to establish a *Drosophila* laboratory in my university. With the help of the Dean of the faculty, I have managed to establish a small *Drosophila* workstation. Using this, I am currently trying to promote the application of *Drosophila* model system to solve some biomedical problems in Indonesia. It is a fair task since most of the people in here are get used to work with mammalian model system. In fact, I believe only a small number of people are working with *Drosophila* as a model organism in Indonesia at the moment and perhaps almost none tried to promote biological education using flies. I have used some of the resources such as presentations and documents created by you and your lab to engage young students' curiosity about biology and to secure funding from some agencies in my country, Indonesia. The result, I was able to secure a research grant from my university and currently in the final selection for two research grants from my government. Using the grant, I am currently hosting eight undergraduate students and one master student that are now doing some basic research using *Drosophila*. Many more had come but unfortunately, my funding could not cover more people. Therefore, please allow me to offer my gratitude to you for creating such great resources and beautiful images and for sharing them online. It has helped me a lot to promote *Drosophila* work in my university. Next month, I am going to promote *Drosophila* research at a national level conference and I hope people in my country will give a positive response. I am sorry for taking your time to read this long email. It is the nature of people in my country to write long email when we are so happy. Thank you very much for your kind understanding (and patience) and I am sorry for any inconvenience that may be caused by this email. Best Regards


- A visit to start the collaboration was supported by Hasanuddin University (total £2,180) and FBMH (£1,700); first deliverable was the [Fly Indonesia](#) website
-  [Fly Indonesia @Firzan Nainu - 12 Aug 2017](#): Just had a chat with head of the lab. We will introduce #Drosophila research in the students' practical, formally this year :) @Poppi62
-  [Fly Indonesia @Firzan Nainu 24 Aug 2017](#)- Replying to @Poppi62 @ManFlyFacility: @Poppi62, I am going to use all of your dros4schools resources for students practicals in Faculty of Pharmacy, Hasanuddin Univ.
- [Firzan Nainu \(06 September 2017\)](#): Dear Andreas, I hope this email finds you in a great condition. I would like to inform you that I am still working on translating your resources ... we have started to use *Drosophila* in the practicals. We will use the bang-sensitive flies in the experiment next week. I remember in the Science Discover Days with Joshua and Sanjai, we shake the flies for a minute and those flies will develop seizure. But, I did not see the written protocol. Do you happen to have it? If yes, I will be happy to translate it right away. In addition, we are going to use the locomotor assay using the Dros4schools protocol available in the website. We included it in the practical book. I will take pictures of student enjoying the practicals next week and send them to you, if you like. Please let me know. Cheers, Firzan
-  [Fly Indonesia @Firzan Nainu 1 Nov 2017](#): Half of speakers in 3rd MIPS (<http://mips.farmasi.unhas.ac.id/>) will talk about fly research. First to Indonesians!!! @Poppi62 @DrosAfrica @DrosDGRC
-  [Fly Indonesia @Firzan Nainu 29 Nov 2017](#): Happy Indonesian students!! Photo was taken after doing experiments using *Drosophila* (protocols provided by @ManFlyFacility and @Poppi62)



- Firzan Nainu (16/11/17): I am currently managing practicals for 2nd year students in my faculty. We just finished **anatomy and physiology practicals using Drosophila**. **Number of students involved in the practicals are 142**. Of ten practicals, we used Drosophila for three of them. The experiments were: 1) Basics of **Drosophila anatomy and physiology using all of your resources (drosophila4schools website and G3 paper)**. 2) Learning nerve systems and problems in it. One of the practicals was using **epileptic bang-sensitive flies**. 3) Locomotor activities of organisms. We used Drosophila to show the **age-dependent difference of locomotion in Drosophila** and extrapolated the results and analysis to human. We have some pictures of students and my assistants conducting the locomotor activities comparing between young and old flies. In addition, we also did an experiment for the **locomotion of flies under the influence of ethanol** or not.
- Translation of our movie into Spanish
 - Nara Muraro (PI at the IBioBA-MPSP, Buenos Aires, Argentina): Last year I got an independent position and I am starting my lab now studying sleep in flies, a bit of behavior, some confocal and, of course, electrophysiology. I'm only starting, but it is exciting times! The **reason I am contacting you is that a friend, who is very into science education, stumble upon the great material you've produced for schools and forwarded it to me** (mocking me about my photo there, of course!). I think the website and movies are great (Oliverio, who is now 10 years old and very into science, loved it as well). I automatically thought that **it would be fantastic to have that sort of material in Spanish, do you think it is possible to translate it?** Maybe on the home page get a Language icon to choose English or Spanish? Do you think that may be something Manchester Uni would be happy with? And you? It would certainly open the material to big areas of the world. If you guys are on board I could do the translation of the text myself, then find some people to help with the technical aspects of the website and edition of the movies (welcoming all the help from you guys if you could manage some time and resources). I could also try to apply for some local funding to get a bit of professional help from here, I haven't applied for that sort of funding here yet, but it would be educational for me to give it a try.
 - Patricio Olguin (Institute of Biomedical Sciences, University of Chile): Dear Andreas, I hope this finds you very well. We met at the Drosophila meeting in Chicago last year, I was with Jimena Sierralta from Chile. This year our labs will be working with students in a meeting in Chile doing a Drosophila mini lab demonstration and **we would love to use your educational movies "Small fly: Big Impact" to introduce the kids into the fly world. I was thinking into translate the audio** or maybe just do a little talk on top of the video before the activity, perhaps use subtitles. In any case I would like to know about the permissions to use the videos and some of the images that you designed as an educational resource during this activity. I have to say that they are incredible!!! I hope you can help us with this, I believe it will be very helpful!!! all the best,
 - "Pequena mosca, GRAN impacto - pt 1"; translation of our first educational movie into Spanish (by Patricio Olguín and Daniela Medel, University of Chile, Santiago, Chile): -- [\[LINK\]](#)
- Translation of our movie into Arabic - Alhadyan, Haifa Abdulrahma (PhD student, The University of Kansas; 04 October 2017): Dear Dr. Prokop, I hope this finds you well. This is Haifa Alhadyan, a Ph.D. candidate at the University of Kansas. You may recognize my

name from Twitter. In the beginning of this year, I discussed with you the possibility of translating Drosophila: Small Fly, Big Impact videos to Arabic and you asked me to email you when I am ready to work on the project. I will be working on the project with the help from Dr. Faten Taki (cc'd here), a postdoctoral associate at Weill Cornell Medical College. Both of us have experience working with model organisms. To start working on the project, Faten and I would like to meet with you over Skype to discuss the steps and ask few questions about translating the transcripts to recording and adding the voice-over to the original videos. If possible, please let me know what times and dates work for you to schedule the meeting. We are thrilled to have this opportunity to communicate the importance of model organisms to the Arab scientific community. We look forward to hearing from you. Sincerely, Haifa Alhadyian

- Translation of our droso4schools resources into Spanish by Ana Fernández-Miñán (Centro Andaluz de Biología del Desarrollo, CABD, Sevilla):
 - "El ensayo de escalada: aprendiendo análisis de datos a través de experimentos reales con moscas de la fruta"; -- [LINK](#)
 - (30 October 2017): I am writing again because I would like to translate your KS5-Genes&Alcohol resources to use it like I did with the "Climbing Assay", if that is ok with you. It would be great to have the Adh mutant flies to do the experiments with the teachers here. Do you think it is possible? Thanks again for this great resource!!
- Filming of one of our droso4schools classes at Loreto Sixth Form College by the Royal Society -- film was generated but then never publicised due to internal reorganisation of RS programs
- Joaquin De Navascues MeleroB (Cardiff University): Here, Biology students can do as final year a "public engagement" project, where instead of lab work they produce materials for the dissemination of biological knowledge. I would like to tap into this resource to create a permanent website that would explain the past and present of Drosophila research and its impact (expanding one student at a time; students would also benefit from having a stable platform where to contribute; a bit like a student radio station). It seems to me that in the realm of science communication and Drosophila, you are the person from where to get advice. I was wondering whether you would mind having a chat about this and if that is the case, when and how (Skype? Phone? email?) would it be convenient to you.
- The droso4schools project was selected as a case study for the BBSRC Excellence with Impact award application in 2016
- Statements/ideas from our website were used in newspaper articles:
 - Guardian article: Article in the Observer, 8 Oct 17 [Six Nobel prizes – what's the fascination with the fruit fly?](#)
 - David Bilder (PI at Berkeley; 12/10/2017): Just saw the Guardian article via the GSA link – congratulations and great work spreading the message! D
 - David Bilder (PI at Berkeley; 12/10/2017): Thanks to the many of you that have sent nice notes about the NY Times Op-Ed piece. For those who haven't seen it: www.nytimes.com/2017/10/04/opinion/nobel-prize-fruit-fly.html?_r=0. I want to mention that this is one of the things that we had in mind when the advocacy committee restarted a number of years ago, after Sarah Palin. In particular we talked about 1). being able to react quickly to breaking news and 2). having ready, succinct resources available on-line to show non-experts the value of the fly in biomedical research. To give you a sense of 1). I submitted the piece after midnight, woke up to an encouraging note from the Editor, and fact-checked/revised between 9 AM and noon (all while driving rapidly to meet my son's school field trip in Northern CA). It was online 15' after I finished. With respect to 2). I was able to point the NYT Editor working on the piece to Andreas' Manchester Fly Facility pages, including the videos. I don't know exactly which ones she checked out, but they clearly had the desired effect. So kudos again to Andreas! D

- Impact on scicomm teaching -  [Sam Illingworth @samillingworth 11 Oct 2017](#): Discussed this paper today with @manmetuni MSc #scicomm students and they were very impressed with scope and resources provided! 🍌👍📖



- Stefan Pulver (02 July 2017): hey Andreas, just occurred to me----how would you feel about me sharing this link with the whole CSHL course and asking the students for feedback? Would be a chance for you to get feedback from a lot of people and would raise profile of you and Sanjay and manchester fly facility at same time. Would also be a nice opportunity for our students to act as peer reviewers. sound ok? S

6.5. Invitations

- Invitations to present at conferences (see 1.5)
- Nikola Bogdanovic (Assistant Editor of Gene, 17 July 2018): Dear Prof. Dr. Prokop, We are launching a special issue *Drosophila melanogaster* - a tribute to the legendary fly in Genes (ISSN 2073-4425) an international, peer-reviewed, open access journal of genetics and genomics that has a current IF of 3.191. Given your expertise in this area we wanted to extend an invitation for you to guest edit this special issue. --- Dear Prof. Prokop, Thank you very much for your prompt response. We understand your current time limitations, but at the same time we are pleased to see your interest in the proposed special issue topic.
- Dee-ann Johnson (FBMH and FSE Researcher Development Officer, Manchester; 29 June 2018; subj.: Invite to share public engagement/involvement experiences for Wellcome PhDs): Hi Andreas, I am running a public engagement training programme for the UoM Wellcome funded PhDs on Mon 9th July. To help bring engagement/involvement to life and to encourage the participants to take action, we'd like to introduce them to those who are actively involved in a range of diverse engagement/involvement activities. The aim is to have a panel of guest speakers, who would each have 15min to share their experience and insights of engaging people through 1-2 specific example of engagement/involvement activity. We would be delighted if you could be a part of this panel to share your experiences. The panel will run for an hour (13:00 – 14:00) and each speaker is asked to share: -- A brief summary of the activity/event/opportunity -- A brief summary of the audience -- What did you take away from the experience? -- Any tips/advice you would pass on to other researchers. Let me know your thoughts. With best wishes, Dee-Ann
- Marta Vicente Crespo (15 March 2018; subj.: connection for WT Public Engagement Fund initiative): Dear Andreas, How are you doing? I am writing you to see if you are interested in participating in a public engagement application around Cerebral Palsy. the African regional representative of Trend), is putting together an application to celebrate stakeholders meetings in Nigeria and Uganda. Since you have a profile in neuro and such an extensive experience in outreach and public engagement, I suggested your name as a possible team member. Looking forward for more opportunities to collaborate, Marta
- Takeshi Yoshimatsu (21 March 2018; subj.: Fly course in Indonesia): Dear Prof. Andreas

Prokop, I'm Takeshi Yoshimatsu, a Post-doc in Tom Baden lab at University of Sussex. I'm writing to ask for a potential collaboration with Fly Indonesia to run a science course at University of Hasanuddin with a focus on fly as a tool. I have been communicating with Firzan to run a "TReND in Africa" based science course and, in this process, we were suggested by the dean at University of Hasanuddin to ask if Fly Indonesia would be interested in co-organising a course. We think this is a great opportunity and we would be grateful if Fly Indonesia is on-board.

- Vicky Robinson (Chief Executive @ NC3R, 16 May 2018): Dear Professor Prokop, I am emailing to invite you to speak at a workshop the NC3Rs is organising in central London on 4 September. Kamar gave me your contact details. Each year the NC3Rs has a highlight notice across all of our funding schemes to encourage applications in specific areas that we consider strategically important to the 3Rs. We are preparing the highlight notice for 2019 and plan to launch this at the workshop. The theme is the use of non-mammalian multicellular model systems for 3Rs purposes.
- Deepti Trivedi (head of fly facility at Banagalore, India; 25 February 2018; subject: Drosophila course in Bangalore): Dear Prof Prokop, Greetings from NCBS, Bengaluru, India. I am Deepti Trivedi, and I am heading the fly facility here in Bangalore. I am writing to you as we are planning to organise a course on setting up a fly Facility in collaboration with DrosAfrica. The course will cover general organisation, transgenesis, CRISPR cas9, FlyBase and some level of bioinformatics. We expect that the participants will come from Africa, India, and SE Asia and from this course we hope to establish a lasting network of fly community. We have interests in bringing flies to the Universities and there is no better person in the world other than you take guidance from. We are currently at the grant writing stage for this course that is planned for February next year. I am writing to you to invite you for this course. Please advise if you would be interested in and able to come to Bangalore for this 5 day course. Thank you very much for your time. Sincerely yours Deepti
- Sonia Hall (Director, Engagement and Development of the Genetics Society of America; 05 January 2018; Subject: Inquiry - Drosophila research conference): Andreas, I am in the process of organizing some events for the Drosophila meeting (April 11-14th in Philadelphia) and wanted to inquire about your interest in potentially leading a discussion during our Community, Connections, & Lunch event (description below). While I have several scientific topics available, I felt that you would be an ideal fit for leading a discussion on science communication & outreach. Goals for this event: (1) Provide greater visibility for mid-career scientists; (2) Create networking opportunities for early & mid-career scientists; (3) Foster a sense of community. Format: (1) Round table discussions (10-people per table); (2) 2-hours in length on Thursday, April 12 12-2pm. Published Event Description: Community, Connections, & Lunch - Do you want to re/connect with the fly community? To meet new colleagues and learn from stimulating discussions on topics you care about? Join us for lunch with moderated discussion tables on scientific, professional development, and other topics. All career stages are welcome - we want you to join the conversation! Lunch will be provided. Advance registration required. Fee: \$40. Limited attendance. Please let me know if you are planning on attending the meeting and interested in leading a discussion. Best, Sonia -- [LINK](#)
- Sarah Murray (10 March 2018; Subject: Invitation to the Didsbury SciBar): Dear Professor Prokop, My name is Sarah and I am the new organiser of the Didsbury SciBar, Manchester. I hope you don't mind me emailing you like this. Would you be willing to come and speak at our scibar? It takes place on the third Monday of each month starting at 6.30pm. This scibar has a dedicated audience who know how to ask great questions. Thank you for your time. Best wishes, Sarah Murray

Sarah Murray (organiser of the Didsbury SciBar, subject: Monday SciBar, 24 April 18): Hi Andreas, Thank you to both you and Sanjai for last night's Scibar. It was fantastic! I hope you get plenty more offers of public engagement. Best wishes, Sarah



[Didsbury SciBar @DidsburySciBar \(23 Apr 2018\)](#): Thanks to [@Poppi62](#) and his team for this evening's brilliant interactive talk. Next [#Didsbury #SciBar](#) will be on Mon 21st May [@TheAlbertClub](#). Details to follow - <http://www.didsburyscibar.co.uk/events>



- [Michael Simonsen-Jackson \(Deputy Director BSF, Manchester; 31 October 2017\)](#): Hi Andreas, Thanks for your talk I which very much enjoyed yesterday. You kindly agreed to talk to BSF staff so please give me some dates early December and I will book a room. Thanks Mike
- [Becky Randall \(05/07/2017\)](#): By way of introduction, my name is Becky Randall and I am a Biology teacher at Haberdashers' Aske's Boys' School in Elstree, London. Currently, I am working on a conference that would be held here for Year 10 boys next June. The conference is tentatively entitled 'Frontiers in Biology' and it aims to give the boys an understanding of the cut - and - thrust of research, and also a taste of exciting, dynamic current work that's being done. My HoD recently went to a group meeting at Westminster School, London and he was told that you do a lot of outreach work and that you come into schools to present on the use of Drosophila in research. He also mentioned that you have a mutant strain that goes to sleep when they are warm! I used to work at Cancer Research UK as a research scientist, and now I'm looking to engage and inspire the next generation of scientists! Most of the boys we have here take GCSE Biology, and a large number go on to careers in the field of Biology. Hearing talks from leaders in their field will be a fantastic opportunity. I was wondering if it might be possible to arrange for you to come and talk to our boys?

Part B: Comments demonstrating quality of resources & activities

7. School Visits, drosos4schools, Teacher Seminars & Conferences (teacher comments)



- [Linda Needham @NeedhamL56 \(Retweeted Andreas Prokop, 18 Jul 2018\)](#): Great work going on with [@Poppi62](#) and the [@ManFlyFacility](#) take a look it's not just genetics [#biology #ASEchat](#)
- Dear Andreas, I hope you are well and had a good summer. I am just planning ahead and I wondered as this years event was such a success, would it be possible to run exactly the same event in July next year, involving the partnership schools? The students enjoyed it so much, I was hoping we could get a date planned in. Look forward to hearing from you soon. Best wishes, Claire C Winstanley -- two school events were arranged for April and July 2019
- [on 15 Nov 2018 \(following school visit to FBMH\)](#): Dear Andreas, Great to see you again yesterday, the students really enjoyed your brief lecture, being stretched in their knowledge and understanding, leaving them wanting to explore this area more. They were amazed how the fruit fly has lead to so many discoveries and how it can be used to as a model for

human disease theories, so thank you. ... We must also try and get a date booked for the fly day at school. I will look on our calendar and suggest some dates of that is OK with you, it will most likely be early July again. Best wishes Claire - Dear all, Thank you so much for organising such a fantastic day yesterday, all students were 'buzzing' on the way home about going to university in the future and all that it can offer. They really enjoyed all aspects of the day especially talking to the students who showed us around and the medical students, that peer to peer interaction was so important as they could ask the questions they wanted away from an open forum. They thought Manchester was a fantastic place to come and study and all are interested in visiting it again on the university open days. All enjoyed listening to both Mahesh and Andreas, as they showed them the great enthusiasm that the lecturers have for their subject and the passion to know more, inspiring them in their own studies.



- St John's RC Primary @St Johns RC 17 Oct 2018: @ManFlyFacility Our year 5 & 6 had a fascinating day today learning about the fruit fly, mutations and evolution. The level of brain power used by these children today was astounding. Thanks @Poppi62 for organising a superb day of investigation. #superflyguy



- Responses to CPD event in January 2018:
 - Joanie Marion (teacher from Sidcot School; 26 January 2018; in response to a CPD teacher event the previous day):
 - Great to hear from you - it was such a wonderful day. Puts a smile on my face when I think about it. I am looking locally to run a day of lessons across the key stages in a local school (East Anglia) I will be in touch as and when this happens. In the meantime, could you let me know your lead time for the flies and the dead staged ones. Thanks so much
 - Hello Andreas & Sanjai, Thank you so much for yesterday, it really was inspiring and also great to meet and network with other teachers also interested in the flies. I attach some thoughts (for ease of reading) following on from the final discussions and hope these are of help. With best wishes for a fruitful future ! Joanie xx
 - Hello Andreas and Sanjai, Thank you so much for inviting me to Thursday's excellent CPD day on fruit flies - it was both stimulating and thought-provoking ! It was so good to put a name to a face Sanjai ! Please thank all your team. I have been thinking about how we teachers can help with your outreach and, firstly, let me thank you for approaching us, chuffed, really ! There are very few interesting biological experiments at GCSE/A-level, and as the same topics (but scaffolded) are developed from KS2 through to KS5, students can be bored by the time they get to GCSE let alone A-level. Also, I know from experience that students love using real biological specimens rather than the abstract. When I teach with the fruit flies I often also run a forensic lesson where students utilise the length of larvae & pupae to work out time of death and criminality of a scene but I use coloured pipe cleaners instead of real maggots, and I can tell you that although they enjoy the intellectual aspect of solving a crime, they get much more excited by the fruit flies! Your current resources are in very good shape, and with some tinkering, I believe could develop

into a wonderful package to present to schools. The suggestion at the meeting was the climbing assay to start with, which is a good idea. However, I just wanted to give you some food for thought:

- I don't see how the fruit flies can be utilised for the GCSE prescribed practicals, however, there are distinct possibilities for the A-level (esp. AQA); there may also be possibilities for the current BTEC Level 3 sciences. If these prove popular, the exam boards may consider fruit flies for the GCSE prescribed practicals when the curricula are reviewed in 5/6 years' time;
- Maths is the key outcome for GCSE and A-level sciences, so I would recommend ALL experiments (esp GCSE) target these (I attach the government's GCSE required content - Appendix 3), and you sell the packages as an exciting, innovative and interesting way of meeting scientific maths requirements as well as biology;
- schools are very short of funds therefore I would recommend a suite of experiments suitable to each KS so the flies can be used in many different lessons;
- funds - 6th form colleges could justify costs better if the flies were used for both A-level and BTEC;
- the climbing assay was suggested for use across the three Key Stages, and I think this would be a good starting point. However, students will not want to do the same experiment again when they go up a Key Stage so I would suggest you aim long-term for different experiments for each Key Stage;
- teachers are incredibly busy so a "complete package" (ie. powerpoints, worksheets etc, and technician notes/training) will get you a much bigger take-up.

With regard to your application to Wellcome:

- emphasise that the fly experiments are an exciting way for students to achieve the Government's scientific maths outcomes as well as the biology - Maths & English are so key at present;
- I suggest the sabbatical teacher would need state 11-18 age teaching experience - they can liaise with 6th form college, independent and primary school teachers for their input;
- as well as a teacher, perhaps also ask funding for:
 1. an apprentice to breed and ship the flies (you may be inundated - expensive to use uni staff) and help with outreach (teaching and/or instructing school technicians/teachers). Stress the apprentice will come from a disadvantaged background with a Level 3 science qualification (ie. BTEC), and you and Wellcome will tick lots of lovely BOXES !
 2. Outreach funding for primary schools in disadvantaged areas - again emphasising the maths possibilities in an innovating, exciting way that will generate enthusiasm for science; and/or (if this funding already comes from somewhere else):
 3. Equipment used on outreach to be given to the primary schools (those lovely small microscopes would generate a lifelong enthusiasm for science!)

Whilst you are deciding about the Wellcome application and if to go ahead, perhaps I might be able to be of help with primary outreach. I have delivered science days to primary schools (usually with a geological theme, but can change!). I have several

primaries locally (East Anglia) that would meet the pupil premium requirement (my lovely local one has 50%!). If this is of interest, let's chat. I would need to be paid for the day, however, so the funding from your source would have to include this. And if they could be gifted the little microscopes as well - wow! Again, thank you for such a wonderful day. It was well worth the expense of travelling and the overnight stay several times over. With very best wishes

- Clare Carter (St Christopher's Accrington): Thank you for the excellent Fly day. It was great to get involved again. I would like to ask teachers in our next department meeting to get involved in using the Drosophila resources. Thanks again for making us welcome.
- Phil Armstrong (Birkenhead School): This was an excellent day. Thank you very much for providing it for us. Online resources are excellent. You should set up a focus group of A level Biology teachers to adapt some of the practicals and advertise them as fulfilling the CPACs in the required practicals.
- Claire Winstanley (Associate Dean, Head of Science Faculty, Head of Sixth form, Scarisbrick Hall School; 29 January 2018): Dear all, I am sure you will all agree that the CPD at Manchester University was fantastic on Thursday and we all came away inspired.
- further statements from evaluation form:
 - 'It was thorough and very informative. I hope to maintain a link to allow our students to benefit'
 - 'Excellent all round. Thoroughly looking forward to having a go!'
 - 'No the day was very interesting and inspiring. It was also delivered extremely well.'
 - 'Activities are much easier to use/do than I thought. Would definitely give wow factor to some lessons to give further understanding and support data analysis (fly climb)'
 - 'Potentially excellent. Good how experiments last for several weeks- like a mini research project for the pupils. Also, most of the lessons with flies provide a good synoptic opportunity'
 - 'Absolutely brilliant. Will certainly be using the resources of science clubs in lessons, visiting schools. Everything!!'
 - 'Will try to incorporate some of the videos into the teaching sessions. I like the activity at beginning where you had to identify which type of flies could be seen under microscope.-will consider the other teaching material on nervous system and visual perception'
- Jodie Walker: I was extremely overwhelmed by most of what you said. Afterwards I asked how you knew that there were over 50 different microtubule motors and you said that if I emailed you, you would send me one of your articles. So here I am emailing and asking for your article! I was amazed at how much research has involved drosophila and how similar our genetics are to what people consider to be pests. I look forward to your reply.
- Rosie Walton (Burnley College): I would just like to say a belated thank you for the summer school session I attended with you a few weeks ago, it was incredibly useful and hugely appreciated. I'm currently doing my planning for the upcoming A2 Biology and I was wondering if you had any resources/ideas to demonstrate monohybrid and sex inheritance, sex linkage as well as co-dominance, multiple allele genetic crosses as well as any data we can use to demonstrate the Hardy Weinberg principle.
- Evaluation sheet comments:
 - Principles of the nervous system- The associated experiments were simple and one could draw strong conclusions based on the results and connect to the theory
 - Neuroscience was the highlight for me as it went into more detail than I previously understood with good gifs and images to model the concepts.
 - I liked best the overall description of how drosophila research can be applied to KS3 &

KS4 curriculum as this was never something I had experienced at high school & with the lack of engaging biology practicals I found this very enlightening.

- The Principles of the nervous system session took a complex subject and provided me with a greater understanding as well as interest in the subject
- Our Vision: Understanding light and light perception lesson included a wide range of ideas that covered topics in all 3 sciences at a range of ability levels
- The Climbing Assay is most applicable for KS3 & KS4 teaching and could be used for all year groups to differentiate levels in a period of 1/2 week to develop knowledge of doing research with real organisms & data handling
- Catherine Alnuamaani (collaborating teacher on drosophila schools; Trinity CoE High School): Josh and Sophie worked with me at Trinity for one term each. They acted as teaching assistants in lesson, working with children of all ages and abilities. They worked with special educational needs, Year 7, year 8, Year 11 and Year 12. In year 11 classes they worked with a bright top set GCSE Biology group and also an all-boy GCSE science bottom set. Each of these classes provided challenge for Josh and Sophie, which they managed to combat, building positive relationships with the students. They supported both individual students and small groups to allow differentiation within the class room. With Year 7 and year 8 they started to deliver lesson starters and plenaries, teaching small parts of lesson to whole classes.


Josh and Sophie were at their most effective with our Y12 AS Biology classes. Their current, up to date knowledge of their subject area's proved to supplement greatly class teaching and discussions. At all times Josh and Sophie were enthusiastic and engaging with our students and on occasion made the expectation on them for independent learning once at University very apparent to the students.

Their experience in the class room led Sophie and Josh to develop lessons that are relevant to the curriculum being studied, at the right pedagogical level for the students to whom the lessons were aimed. They were able to learn from their discussion with myself and other teachers how to scaffold lessons so that learning is constructive and successful. Most importantly they were able to create lessons with clear learning outcomes that engaged students in research beyond the classroom within which they may play a role themselves in the future. They opened a world of scientific knowledge, research and excitement to our students from which they had previously been excluded.

- Sam Crawshaw (Manchester Grammar School): Thanks again for running such a brilliant session for our brightest Sixth Form students this evening. It was an absolute pleasure for me as a teacher, and I know that the pupils who attended were hugely stimulated; your session has generated a fantastic range of potential follow up enriching activities for them. I cannot think of a better recruiting tool for the University of Manchester, nor for the Life Sciences in general. The multiple experiments the pupils took part in were pitch-perfect, and I'm looking forward to seeing how they will process their data over the next week; I'll send you more feedback after our next session. As a former occupant of the Smith Building, I know that outreach work can be one of the less valued areas of academic activity within universities, so I took the liberty of copying in Martin Humphries, to ensure that he is aware of the stellar work that you are doing in providing low-cost, stimulating experimental resources for schools: well beyond the bog-standard Mendelian fruit fly investigations. As we discussed, a copy of your PowerPoint would be most useful in following up the session with our pupils. I will direct the lads to your excellent Fly Facility website, and our Biology teaching staff to the excellent resources you have uploaded onto www.figshare.com. With best wishes for your continued excellent work – in and out of the lab.
- Martin Humphries (UoM): Dear Sam: Many thanks for copying me in to this email. I'm delighted that Andreas' session was so well received, and you can rest assured that his contributions to public engagement are well known to me and very, very highly valued!

Regards,

- John Park (Cheadle Hulme High School): I'm really happy with how the day went. I think the genetics crossing exercise was potentially one of the most useful but the level of language and difficulty was perhaps not what the students were used to. I think the 3 main activities and the lecture were absolutely fascinating. I was wishing that I had no responsibility on the day so I could just join in! Thank you very much to all of your team, we really appreciate all of your efforts. Inspirational!!
- After our school visit to St. John's RC Primary (05/04/2016): Thank you so much for preparing and delivering such an exciting interactive lesson yesterday. The children enjoyed it so much and we really appreciated it. The Year 5 Team



- Hayley Monk (UoM) - Priestly College visit: Thanks again, Sanjai, that was great. They were quite a tough crowd up to that point but you really engaged them and I've been asked specifically what degree they can take to do more fly work!
- Dan Virr (Manchester Grammar School): I have heard great reviews from the boys about Science Day. They seemed to really enjoy the sessions you ran. Thanks again for giving up your time to come and run them with your colleagues.
- Victoria Coyne (Manchester Grammar School): Just wanted to say a big thank you for coming to help with science day! I know Dan has had lots of positive feedback about the fly workshops from both students and teachers, and it was great to see you guys again. I know he was also most impressed with your set up and material for the day.
- Laura Holloway (St. John's Primary School, 05/04/2016): Dear Mr Prokop and Mr Patel, I'm just writing a quick note to let you know how much we appreciated having you visit today. The children enjoyed it immensely. We know how busy you both are so it was incredibly kind of you to support the children with their learning. All the children have mentioned how much they enjoyed the slides, videos and worksheets you brought with you. I can't imagine what time and effort went into creating them! They have all written in their evaluations that they would have liked more time with this activity. Luckily you anticipated this! You can't imagine how thrilled they all were to discover that you had left the microscopes and slides behind! We also look forward to logging any changes in our larvae over the next few days.
- Heather Bishop (Cadbury Sixth Form College):
 - I am contacting you to see if there would be any possibility of your team coming down to Cadbury Sixth Form College, Kings Norton, Birmingham, to run a one day workshop. We teach OCR A level Biology. Next term we will be looking at Genetics and in particular we thought it would be a fantastic idea if you could bring to life dihybrid crosses using Drosophila for our students and if possible to include a section on epistasis. This comes from 5.1.2 Meiosis and Variation, outcome (h), (f) and (g). I can

forward the syllabus and any other information you would like. We have 66 A2 students and 25 BTEC Level 3 second year students, who would also benefit from the day as they study Unit 18 - Genetics and Genetic Engineering in the second year. I attended a STEM day with you in July this year and really enjoyed the Drosophila workshop. I remember at the time that it was said that you were happy to visit colleges. Any help would be fantastic as I think this is an area that you would be able to really excite our students about. Please let me know your thoughts. Kind Regards,

- Yes, we had a fantastic day last half-term. The students really enjoyed it and the genetics team were fantastic. Thanks for your help.

8. School Visits (a selection of the pupil comments)

8.1. Extracurricular school visits

- Teacher comments after the Scarisbrick Hall School visit (04 July 2018):
 - Claire Winstanley from Scarisbrick Hall School: Students ... chatted all the way back to the buses about what an interesting day they had and how they wanted to know more. ... it really does make a difference to students at this age seeing how the fundamentals they learn in school are applied to science and medicine in everyday life and at university. We need to inspire this generation to become our scientists of the future and I certainly felt we managed to get the students thinking down this pathway. ... It would be great if we could run a similar event next year
 - Teacher from Christ the King School (Southport): Pupils ... commented on how interesting it was to see some of the principles they had learned in class in action. The staff from Manchester University delivered really challenging information in a clear and approachable way.
 - Teacher from Meols Cop High School (Southport): My pupils genuinely loved the event – they got to experience hands on what it's like to “be a scientist” and the opportunity to work with living organisms in a hands-on way, performing their own ‘mini-experiments’, was extremely engaging for them. I have already had pupils asking about the different “types” of scientist ... and they loved seeing the bigger picture as to how laboratory research can impact human quality of life. It linked brilliantly with practical-based questions in the new GCSE specification, and I really think it's inspired pupils to take a Science A Level. Please run more events!
 - Teacher from Up Holland High School (Wigan): The pupils from Up Holland thoroughly enjoyed the workshops & hands on experiences using the fly's to demonstrate some, usually quite complex theories. I also hosted our West Lancashire collaborative meeting this afternoon and would like to pass on that all of the schools that attended provided feedback that the pupils had really enjoyed the experience offered.
- ‘The neurobiology was the most interesting as you got to see the mutated flies. It was really interesting and gave a good insight into what university is like’
- ‘I think it is very important to use the flies, because it can help the scientists discover how we work, and find cures to disease.’
- ‘I think it is a key part in scientific research and is very efficient way to collect information about genetics’.
- ‘Yes, useful to both my course and has stimulated my interests’.
- ‘It helps develop our understanding of human biology’
- ‘I am fascinated and want to learn more’
- ‘It was very interesting and I learned a lot- I never knew that fruit flies had a similar neurone structure to humans’
- ‘It was good and inspiring activity and I have learnt lots of new things’
- ‘I thought it was good because I got to learn how flies are useful and more about the

nervous system'

- 'They are very useful in finding out about the effects of aging'
- 'They are really useful in understanding genes and how they affect us'
- 'Essential to future understanding of human disease'
- 'They are simple organisms with similar body plans to us there excellent specimens to use in order to research genes and drugs'
- 'Today has provided a very interesting insight into how flies are used in research'
- 'The session on the nervous system/neurobiology links into topics taught later in the A level syllabus'
- 'My biology has been helped by studying this course, especially in genetics and neurobiology'
- 'It was very interesting to see how nerves can affect memory and to understand how different factors eg light affects behaviour'
- 'This will help me in my science and triple science class'
- 'The genetics about flies was helpful to see other experiments linking to genetics at biology A level'
- 'It was useful learning about the nervous system which we learn in Yr13'
- 'I enjoyed the day and saw it as extremely interesting'


8.2. Within drosophila project

- 'I found the help really beneficial in neurobiology as I didn't understand the topic beforehand'
- 'Josh has had a very positive impact on my lessons as he provides an alternate/more understandable answer on occasions'
- 'Josh was very helpful during the lessons as he understood how to explain the work to students at our level' He also helped those who are interested in studying Biology'
- 'The placement students explained things very well in lessons and I understood what was being taught fully'
- 'They were very helpful because they could help with A level syllabus as well as answer relevant questions about University'
- 'Josh was very useful in lessons I found his explanations very clear and he greatly improved my understanding. I found that explanations given by Josh and Sophie to be more memorable and simple to understand'
- 'I think they were very helpful and often clearer than the actual teacher'

8.3. School Visits (Pupil reports and drawings)

- Cheadle Hulme High School Reports ([PDF](#))
- St Christopher's Pupils Reports ([PDF](#))
- St Johns' Pupil Reports ([PDF](#))
- Manchester Grammar Junior School Reports ([PDF](#))

9. Online Resources (Teacher comments)

-  [Pete Sanderson @LessonToolbox](#) - [4 Sep 2017](#) (about the fly Scratch game): Learning the life cycle of fruit flies as computer game via [@Poppi62](#) <https://scratch.mit.edu/projects/74443210/> ... [#asechat](#) [#ukedchat](#)









- [Rose Edmondson @RoseEdmondson5](#) (trained secondary science teacher looking to move to primary teaching) 15 Jul 2017, replying to [@Poppi62](#) [@LynneBianchi](#): Fantastic idea- I absolutely LOVED studying fruit flies and first discovered them at UofA in Canada- would love to bring them to my class 😊
- [Joe Bonfante \(Mercahnt Taylor's School, Crosby\)](#): Would it be possible to order some more flies from you? I need about 50 wild type males (long wings) crossing with 50 vestigial winged (females) and the reciprocal? Many thanks for the flies and food you sent. They were great.
- [Mythili Jagannath](#): very useful for teacher to explain to students would appreciate it can be downloaded for teaching purposes only thanks to the team for commendable work.
- [Ulupi Barnett](#) (Head of Science at Nottingham University Academy of Science and Technology), 02 September 2017: The website and outreach you have set up is amazing and the accompanying materials look great- well done and please keep it up!

10. Online resources (comments from other researchers)

- Comments on our new [Lesson 6 resources](#) on life cycle and evolution for primary schools:
 -  [Andrew Spracklen @AndrewSpracklen](#) (10 Sep 2018): As usual, [@Poppi62](#) and the folks over at Manchester Fly Facility are putting out some top-notch resources for the classroom and beyond!
 -  [Anne-Claire Jacomin @aciacomin](#) (10 Sep 2018): Awesome docs from [@Poppi62](#), certainly handy for teachers or anyone with interest on the topics. Very didactic and great illustrations! [#teaching](#) [#biology](#) [#sciences](#) [#scicomm](#)
 -  [Eric Spana @EricSpana](#) (10 Sep 2018 - commenting on Lecture 6 online page): Love that wing expansion video! ;-) Seriously, that's a great site! Well done!
 - [Lewis Held](#) (Prof. at Texas Tech Univ.; 04 November 2018; Subject: Some primary school resources - in response to sending the primary school resources): Dear Andreas, It's masterful, as usual. I love your animations! & your clever graphics. Very clear & engaging! The experiments are cute. I love your old-young race. Good illustration of aging. Thanks for doing all this! It's a great public service. It should provoke interest. We need more devotees! Best wishes, Lewis :-)
 -  [Dr Erica McAlister @flygirlNHM](#) (24 Jan 2019) Wow - just having a quick skim and it looks amazing!!! - Yes - i think its great. I am going into some primary and secondary schools and if ok by you, id like to crib some of this. Very nice and simple method for engaging! thank you Andreas! - hey [@amentsoc](#) [@Buzz_dont_tweet](#) [@RoyEntSoc](#) - have you seen this?
- [FBMH_CentreForPPIE @FBMH_PPIE](#) 29 Nov 2017: FBMH_CentreForPPIE Retweeted and commented: This is great to see! Congratulations and thanks to [@Poppi62](#) for leading such a valuable project!
- [Jason Organ](#) (anatomist, editor at PLOS | BLOGS, 12 November 2018; in response to sending in the Manchester Fly Facility blog post): Hi Andreas, I really like this piece, and want to publish it at PLOS SciComm. ... Thank you again for your high quality work, but in writing blog pieces, but especially in the scicomm and outreach that you're doing. The world needs more people like you right now! Thanks and best wishes, Jason

- Zehavit Kohen (Subj.: Re Your article in Rev Edu; 16 November 2018): Dear Andreas, Thank you for the interest in [our paper](#). The 'droso4schools' project you developed and investigated is a wonderful communication channel for connecting students to the world of science. Do you occasionally go to educational conferences, such as the NARST conference? I will be happy to meet with you and discuss this interesting and important topic. Best, Zehavit
- Radiant Holistic health Academy (Bangalore, India; 12/11/2018; commenting on the "droso4schools/Organs" page): Great article. Very well put together and this is really helpful and reliable. Thanks for sharing this and keep up the good work. Very much appreciated.
- Cathy Slack (13 September 2018; Lecturer in Aston Univ., Birmingham, UK; Subject: Fly stock for Genetics Practical): I am running a first year undergraduate genetics practical for the first time this year – I am trying to get hold of a suitable stock to demonstrate a dihybrid cross – so something like e vg. Would you happen to have this or something similar that you could send to me? -- Many thanks Andreas! I have seen your undergraduate resources – they are super useful and I will definitely be using them in my classes this year



- Andreas Prokop @Poppi62 (27 Jan 2019): Our educational #Drosophila movie now available in #Arabic! Thanks so much to [@haifaalhadyian](#) and her brilliant team for the excellent work!!!!!!
-  Mohammed A. khallaf @khallaf13 (29 Jan 2019): Very Beautiful! Now I can tell my parents what I am doing :) :) Thank you for making this!!
-  Didem P. Sarikaya @biodids (Jan 27): This is amazing! Great job Haifa!
-  Haifa Alhadyian @haifaalhadyian (Jan 27): Among the many outreach projects I worked on, this project holds a special place in my heart because I got to communicate my passion for science in my native language. It was a challenge, but totally worth it! (1/3) - This project would not be possible without the help from two amazing scientists: [@faten_taki](#), a postdoc associate at Weill Cornell Medical College, and [@faionah88](#), a recent Master's graduate in Immunology and Molecular Biology from King Saud University. (2/3) - And many thanks to [@Poppi62](#) for giving us the opportunity to translate the movie to Arabic. (3/3)
-  Gaius J Augustus @gaiusdivifilius (24 Jan 2019): Yes! 🥰 Very simplistic, but adorable & totally enjoyable! I really liked the videos and the game! Thank you so much for sharing them with me. If you're ever interested in doing more, I'd love to work on a Drosophila project! Some of the coolest science out there (sorry C elegans)
-  Hannah Davis @hedavis_msc (23 Jan 2019): Hm, seems legit. Source: [@Poppi62's](#) excellent website, <https://drosos4schools.wordpress.com/organs/>
-  FlyCalcium @GaitiHasan (14 Feb 2019): FlyCalcium Well written with clear facts and

arguments

- 














[Haifa Alhadyian \(@haifaalhadyian\) 13/04/2018](#): I had an amazing conversation on science communication with [@Poppi62](#). So excited for future projects with [@ManFlyFacility](#). Thanks [@GeneticsGSA](#) for brining the great minds together! [#Dros18](#)
- 

[CSHLflyneurocourse @CSHLflycourse 5 Jul 2018: #CSHLFLY18 #AlumnioftheDay](#)
 Andreas Prokop [@Poppi62](#) was a student of [@CSHLflycourse](#) in 1991. Today, he is a professor at [@OfficialUoM](#) where he studies development/aging in [#Drosophila](#) He also runs the [@ManFlyFacility](#) which promotes outreach, education, & research in the fly! 🌟
- 

[Suzana Ulian-Benitez @su_benitez 15 Feb 2018](#): I think you should not doubt the power of what you are doing. 6 year is not a long time, your impact will be seen many years ahead. Also, remember you are setting an example for us, young scientists. Please, do not stop. :)
- [Suleyman Demirhan \(Hampden Charter School of Science, Chicopee\)](#): Hello, Do you have the classical genetic lesson plan available? Thank you,
- [Dr Koushik Tripathy \(Vitreoretina and Uvea Consultant, ICARE Eye Hospital, Noida, Uttar Pradesh, India 24/12/2017; email in response to a tweet about the vision resource\)](#): [Great job!!!!](#) 🙌🙌🙌🙌🙌🙌 Thanking you, Yours sincerely Dr. Koushik Tripathy
- 

[Julie Fooshee @ocaptmycapt \(Science communicator, Rhode Island, US; 14 Dec 2017; Twitter thread in response to Charlotte Blackburn's droso4schools blog\)](#): One of my MSc classmates (Charlotte) talks shop about building meaningful relationships with scientists to create engaging [#scicomm](#) in this blog post on her work w/[@ManFlyFacility](#) Must read. - I think it's also important to note here esp considering my last big [#scicomm](#) thread — but Charlotte was a vertebrate biologist and was able to learn and enthusiastically educate about fruit flies. - an argument I hear far too often is that the research people are doing is TOO COMPLEX to be taught by anyone else other than those who are doing it and that is a dangerous assumption. - if you're saying that, I think it honestly means you (as the scientist) don't think the public are capable of understanding what it is you do when that's not the case. - I love that Charlotte delves into that here - and also explains that some scientists are pressed for time and resources... and some make it priority to outreach and educate! But also that a good communicator is what makes the difference in all these cases. - [#scicomm](#) can be woven in to hectic schedules if the drive/desire is there. She's right. Also I am so deeply enthusiastic about this quote: - "Scicomm strategies don't just materialise overnight (nor do they need to) – the most successful are formed from a careful step-by-step process of pooling, developing, and evaluating ideas over the long-term." [#SciComm](#) - Dead on, Char - this so encapsulates much of what I talk about when I discuss [#scicomm](#) and that people really need to understand. Chuffed to have you as my classmate.
- 

[FBarb @francescbarber 16 Jan 2018](#): Going to attempt some drosophilisation of U1/2 Biology this year, some great resources here [@ManFlyFacility #drosophila](#)
- [Nicole Bournias-Vardiabasis \(Professor; comment on blog post "Advocacy for Developmental Biology"](#): Dear Andreas, As a fellow flydoc, I certainly appreciate all the outreach effort you have undertaken. I am a professor in a primarily undergraduate institution I have offered early opportunities for students to carry out research and *Drosophila* makes it all possible.
- In response to tweeting about our fighshare oureach resources:

-  [Ruchi Jhonsa @JhonsaRuchi](#) 6 Oct 2017: [@ClubSciWri](#) [@ipsawonders](#) [@fuzzysynapse](#) you can use these images for free for [#scicomm](#).
-  [Soc for Devel Biol @ SDB](#) 5 Oct 2017: Fantastic free resource!
-  [MadScientist @MadS100tist](#) 5 Oct 2017: This is an awesome resource, my dudes
- in response to ManFlyFacility For the public:
 -  [Raff Lab @JRafflab](#) 4 Oct 2017: Thanks [@Poppi62](#) for sharing this list of interesting [#Drosophila](#) facts, our favourite model organism! [#WhyTheFly](#)
-  [IMPRS-TP @ImprsTp](#) 24 Oct 2017: Free resources for Science Communication and Education and a wonderful platform for productive Interaction: visit <https://droso4schools.wordpress.com>
- referring to tweet about <http://www.flyfacility.manchester.ac.uk/forthepublic/whythefly>
 -  [Drosophila Lab, UI. @DrosLabUI](#) 14 Sep 2017: Thank you Prof [@Poppi62](#) for this! Permission to share it with acknowledgement please
 -  [Nichole Broderick @nabroderick](#) - 14 Sep 2017 - retweeted and added: Love this! Why we like working with flies- they are great for understanding host-microbe interactions too.
 -  [Jacob Kagey @6MileFlyGuy](#) - 15 Sep 2017 - Retweeted and added: I want to include this image on all future grant proposals. And perhaps have it framed for the lab.
 -  [Melanie Stegman SPX @MelanieAnnS](#) - 16 Sep 2017 - Retweeted and added: This kinda silliness and seriousness is why I loved being a fly scientist. [#drosophila](#) [#womenintech](#) [#scicomm](#)
- Responding to a tweet about <https://droso4schools.wordpress.com/organs>:
 -  [Meaghan smith @M3aghanKate](#) - 14 Sep 2017 - Replying to [@Poppi62](#): Great diagrammatic representation! Love it / It had never crossed my mind... but now I'm extremely glad it is! How cool!!
 -  [Cathy Slack @cathy_slack](#) - 14 Sep 2017 - retweeted and added: You're more like a fly than you think...
 -  [Anna Sharman @cofactoranna](#) - 14 Sep 2017 - retweeted and added: What a great graphic!
 -  [Georgia Orton @GeorgiaRFO](#) - 14 Sep 2017 - retweeted and added: Great graphic = powerful tool
-  [J. Colomb, @pen @j_colomb](#), 23 Sep 2017, replying to [@Poppi62](#) about collating

arguments for fly research: [#openscience](#) [#oer](#) the world say thank you (or will).

- 
 A. Sánchez Alvarado @Planaria1 4 Oct 2017 (in response to a tweet about our [outreach resources](#)): A great resource!
- 
 Sean Coakley @stcoakley 17 Aug 2017 Retweeted: Andreas Prokop: Awesome resource to learn about wiring the sensory nervous system 🧐👍🔗 [#neuroscience](#)
- 
 Ghent Uni Research @ResearchUGent - 5 Sep 2017 - retweeted a tweet about our HAMA bead patterns and added: If you're looking for something to do with the kids this weekend, why not this?
- in response to a tweet about fatigue:
 - 
 K. VijayRaghavan @kvijayraghavan - 26 Jul 2017 - Replying to @matthewcobb @Poppi62: What you are doing is fantastic @Poppi62 [Should be publicised world over](#) by @GeneticsGSA @___SDB___ etc translated widely. Hang on hero
 - 
 Hammed Badmos @HammedBadmos - 27 Jul 2017: At least [you inspired me and others alike](#). Not a waste of time at all but an exceptional use of it [#innovativeminds](#)
 - 
 Bing Zhang @Goodflies - 26 Jul 2017 - Bing Zhang Retweeted Andreas Prokop: Don't. [You have been an #inspiration for many of us](#). [#FlyHigh!](#)
 - 
 Caramelised Onion @caramalised - 26 Jul 2017 - Replying to @Poppi62: We [use your material all the time!](#) You do phenomenal work, and 'wasted time' is as far from what you do as is possible!
- 
 CSHLflyneurocourse @CSHLflycourse - 28 Jul 2017 (about drososchools): Happy Friday, Fly Friends! Please see this [amazing resource from the #ManchesterFlyFacility @Poppi62 #TeachWithFlies http://goo.gl/X8UHFD](#)
- Simon Sprecher (PI in Basel; comment on drososchools): Andreas: a fantastic overview of organ system comparison and similarities. I was looking of a nice image depicting human and fly for a talk and [found your images really perfect](#). Regards Simon
- comment on YouTube channel:
 - 
 Jorge Beira: [Great stuff! really well made!](#) congrats! This makes it much easier to explain to people
 - 
 瑞驰 朱瑞驰: I am Ruichi. [It is so impressed and well performed!](#)
 - 
 Mukesh Maharian: [Great work ! I am really grabbed by its flow... looking forward to more videos on fly..](#)
- 
 the Node @the_Node Jul 14: Ah, the faithful funnel method...until you graduate to the quick flip! More great [#Drosophila](#) tips from @ManFlyFacility
- 
 Philipp Schlegel @uni_matrix Jul 2: Thanks @MichaelBREiser - inspired by the great

resources from [@ManFlyFacility](#)

- 
 • [Kavitha Kannan @kavkannan Jun 14](#): Great going! Congratulations and may the impact keep growing!
- 
 • [Alexandre Carisey @alexcarisey 19 Jun 2017](#): Fantastic initiative from Manchester Fly Facility [@FBMH_UoM](#) to communicate top quality science, congrats [@Poppi62](#)! <http://www.sciencedirect.com/science/article/pii/S1084952117303312> ...
- retweets for <https://ndownloader.figshare.com/files/8753464>:
 - 
 ○ [CSHLflyneurocourse @CSHLflycourse 26 Jun 2017](#): and added: Andreas Prokop An excellent resource for [#Drosophila](#) advocacy and outreach. See the link and download to share!
 - 
 ○ [Genetics Soc of Amer @GeneticsGSA 26 Jun 2017](#): Genetics Soc of Amer Retweeted Andreas Prokop and added: nice list of resources & tips for ways you can conduct outreach & advocacy for [#Drosophila](#). sing it loud & proud. thanks [@Poppi62](#).
- 
 • [Sofia Araújo @sofiajaraujo 14Jul2017](#), added: Revamped [#drosos4schools](#), fantastic resource for taking [#drosophila](#) to school students
- 
 • [Carsten Timmermann @ctimmermann 30 Jun 2017](#): Carsten Timmermann Retweeted Andreas Prokop. This is a great school outreach programme.
- [Lewis I. Held Jr. \(Texas Tech Univ.; 10/07/17\)](#): Permit me one last observation about the *ethos* of your presentations--from a teaching angle. **Your text & images exude the sort of pure curiosity that impels us nerds to do basic research.** I tell my students that their inner Alice will be a better tool than their disciplined *White Rabbit*! Gratefully, Lewis
- [Vanessa Comache](#): The way in which you explain every aspect in every paragraph is very entertaining and easy to understand; continue to write in this way!
- [Elli Wurdeman](#): As a beginner practitioner I find any advice helpful and good resources and blogs are hard to find.
- [Laurent Seugnet \(University of Cambridge\)](#): great images for teaching
- [Chris Richards \(Monash University, Australia\)](#): These images are great! I was hoping to use them in a talk I am giving soon to a bunch of 'non-fly' people. Can I reference them to this website or is there a more appropriate reference for them?
- [Rami Ajjuri \(Universidad de NAVARRA, Pamplona\)](#): Thank you so much for this. Great article; I've already sent it to several colleagues and labs.
- [David Bilder \(PI at Berkley\)](#):
 - Still, it was enough to confirm all my positive thoughts about your tremendous initiative and accomplishments in this communication area. **It is great news that you have joined GSA, and that we can coordinate efforts.** As you say, our initial efforts are towards decision makers in government and funding agencies as well as the press. I am working with Raeka on a succinct but high-quality website about flies and biomedical research to begin with, while the Communications Committee that we just founded is going to take up some other initiatives. I **plan to consult with you as we shape the content of the website, at the very least.** With respect to communications with the fly community, I couldn't agree more. In fact I raised this issue at our Board Meeting on Wed. before the conference. The news feed is absolutely the way to go; the question is I believe whether someone in the Flybase project can add that to their existing

responsibilities. As you may know, Flybase is going through some transition now so this may be a good opportunity for change. I will pursue this a bit and keep you posted. On the same subject, can you give me a transatlantic perspective on a question. Do you have a sense of whether most UK/European fly workers self-register at Flybase (with emails, etc. for communication?) —or whether they are unaware that this is useful/important? I think it's important to get a count of who our community is, and critical to disseminate information to all of them. I'm figuring out the best way to promote this now. So glad to have you on board!

- Just a [quick note to compliment you on the youtube video that you produced](#). We have been talking here in the US about putting together a website promoting fly work (cf Hugo's perspective now out in Genetics) and I came across your video —[it is very effective and covers a lot of the ground that we have been thinking about](#). (looking forward to seeing the sequel). Raeka from GSA tells me that you are helping to organize a workshop at the fly meeting —unfortunately I won't be staying through Sat. but hope that we can say hello earlier.
- [Prim Singh \(Liverpool John Moores\)](#): Just a short note to thank you and Tom for being so helpful yesterday. I aim to undertake my first cross next week so "wings-crossed"!
-  [TREND in Africa @TRENDinAfrica 30 Apr 2015](#): [@Poppi62](#) [@figshare](#) our outreach team will certainly benefit from this resource to teach about [#Drosophila](#) in [#African](#) schools!
-  [Sarah @Drosophilista 16 Sept 2014](#): Great outreach stuff by [@ManFlyFacility](#)! "the equivalent of the population of London can be kept on a few trays in the laboratory"
-  [Raff Lab @JRafflab 16 Sept 2014](#): FF [@ManFlyFacility](#)! Their website is well worth checking too, fantastic [#outreach](#) and [#scicomms](#): <http://www.flyfacility.ls.manchester.ac.uk/forthepublic/teachersandschools/#.VBgd5UtYVg0> ...
-  [Matthew Freeman @mjafreeman, 16 Sept 2014](#): I'm seriously impressed by [@ManFlyFacility](#)'s outreach efforts. Includes plan for a Hama bead Drosophila <http://www.flyfacility.ls.manchester.ac.uk/forthepublic/#.VBgKUkvWgfk> ...
-  [Jim Woodgett @jwoodgett 15 Sept 2014](#): Why researchers work on fruit flies. Superb [#scicomm](#) outreach from [@UoMNews](#). <http://www.flyfacility.ls.manchester.ac.uk/forthepublic/> via [@SimonBullock11](#) cc [@caseybergman](#) ½
-  [Simon Bullock @SimonBullock11 Sep 12](#): Fixed link (I hope)....fantastic outreach activity from Univ of Manchester fly folk <http://www.flyfacility.ls.manchester.ac.uk/forthepublic/#.VBN6gWK9KSN> ...
-  [lisa landskron @lisa_landskron 14 Nov 2016](#): [@Poppi62](#) [@ManFlyFacility](#) thank you for putting together a great [#Drosophila](#) resource for outreach! very helpful! <http://bit.ly/2eWUe0F>
-  [K. VijayRaghavan @kvijayraghavan Jun 22](#): K. VijayRaghavan retweeted Genetics

Soc of Amer. This resource is really worth a visit!



- [K. VijayRaghavan @kvijayraghavan 23 Jun 2015 New Delhi, Delhi: @Poppi62](#)
Terrific service to scientists which we can use for communication with society and government.



- [Genetics Soc of Amer @GeneticsGSA 22 Jun 2015: Human vs. #drosophila organs! http://bit.ly/1db5gv0 educational resource from @ManFlyFacility @Poppi62](#)



- [Sonia Hall @SoniaHall 21 Dec 2016: we also benefit from the open science communication efforts of @ManFlyFacility @Poppi62](#)



- [Firzan Nainu @Firzan Nainu Jan 13: Firzan Nainu Retweeted Andreas Prokop - Happy to see another great Drosophila resources from @ManFlyFacility](#)
- LINK out to our Drosophila movie - [Firzan Nainu @Firzan Nainu 4May 2017: @Poppi62](#) My recent Facebook post on why we should embrace the application of Drosophila in biomedical sciences in Indonesia. -

11. Fly training (training package and in-course training)

- David Bilder (PI at Berkley):
 - I think that the committee in the past has favorably looked upon images reflecting community resources --and I would encourage you to 'officially' submit it. As a personal note I think that **your publication was very valuable, formalizing and beautifully organizing the way we have long trained researchers in our own lab** --I salute you and think you did the community a great service.
 - I wanted to **follow up on my praise for your G3 article** by suggesting that you **submit an image for this year's Drosophila Image Award**. Although most of the entrants display primary research data, I think that your extremely useful 'genotype builder' kits are a wonderful resource for the community and their elegance and clarity might find favor with the judging committee.
 - Writing you from the fly meeting, **where I announced your special commendation Image Award** at the first plenary session. Your reference was up but I have also fielded a few questions at the meeting about your toolkit. Should be good publicity!
- The 2014 Image Award Committee: Dear Andreas- I'm delighted to tell you that the Image Award Committee has decided to award your submission from 'Rough Guide to Drosophila Mating Schemes' a Special Commendation for Training Drosophila Biologists. This is an unusual recognition that we grant when the committee feels that an image makes an exceptional contribution to educational resources. To date we have granted it only twice before, in 2007. The committee was uniformly enthusiastic about doing so this year for your submission. We would like to prepare for you a plaque and give you the opportunity to be recognized at the US fly meeting in a few weeks, if you plan to be there. Let me know, and in the interim could you send me a high resolution image of your submission?



- [Esther Verheyen @EstherVerheyen](#): Replying to [@drosophilosophy](#): Have you given him the great @Poppi62 article? It is essential reading for new fly people!
- Elizabeth Stoops (former student, then PhD at Weizmann Inst., Israel; 12/06/2017): The genetics training course together with the **training guide were both a comprehensive and well-explained method of teaching undergraduates with little previous experience in dealing**

with *Drosophila* and genetics. The course itself was interactive giving the opportunity for students to work out the results of mating schemes, and well-illustrated allowing for a greater understanding of the way crosses work and the phenotypes to expect. The course gave a broader understanding of fly genetics, from its relevance to biology and biomedical research, down to understanding the more complicated gene constructs found within the fly. When starting my masters I again found that the accompanying booklet to the course came in handy and it's a good reminder guide to everything we learnt.

12. Comments by students/postdocs

12.1. Students/postdocs who participated in Manchester Fly Facility initiatives



- Jo Sharpe @comeflywithJo April 27: Fab morning helping out @ScienceWeekUK with @ManFlyFacility. Overhearing one school pupil exclaim "flies are cool!" after visiting our stand made my day. #fliesAREcool #drosophilaresearch #publicengagement @UoMEngage
- Victoria Coyne (PhD student now teaching at Manchester Grammar School): For me the one thing that stands out about kids when teaching them something new is the great questions they ask. That has always amazed me and that they can influence and change how you think about something by asking really interesting questions that you may not have thought of, but can also change your perspective. The other thing I enjoy about teaching anything is seeing that eureka moment when people finally understand the point you are trying to make and are amazed by how complex life on this planet is. I like the problem solving aspect of this, where I try to use different ways to explain or show something until people understand something. Having the chance to experience teaching during my PhD helped me see that I was quite good at it and that not all schools are as bad as the one I attended (where we made our teachers lives hell).
- William Fear (Undergraduate student going into teaching): The fly facility and its staff were absolutely vital in the preparation and completion of my final year project. The prepared *Drosophila* strains used in the project clearly had a significant impact on the students attending the outreach session. Their learning was shown to be significantly improved due to the use of optogenetic *Drosophila* in their lesson. The flies offer an unique opportunity to showcase advanced physiological concepts, such as optogenetics, clearly and effectively, to a wide range of student ages and abilities. The equipment, expertise and advice that the Manchester Fly Facility provided was invaluable throughout my project, and demonstrated the huge potential of the Droso4schools outreach programme in the promotion of science learning in schools.
- Abbie Saunders: The fly outreach events helped me consider a career in science communication and assisted me in obtaining my current position as a Writer for a Medical Communications agency. I further developed my skills for communicating to different ages and abilities by participating in the outreach events, and they were a key part of my CV when I applied for a Medical Communications job.
- Suzanne Wrigley (Post doc into teaching): At the end of my second postdoctoral research position I made the decision that I would like to change career and become a secondary school teacher. I wanted to gain experience in working with children so I began doing some outreach with schools in the local area. One such school was Bolton School; they wanted to give students the opportunity to find out what research scientists do. Working at the University of Manchester I was fortunate to have access to the fly facility where I could take a variety of flies into schools to help to explain genetics and the role of research scientists. This opportunity gave me a huge advantage when I came to applying for teacher training. It gave me the necessary 10 days experience that I needed to be accepted on the course and gave me plenty of experience in working with children. During my interview lesson I

used resources from the university to explain endothermic and exothermic reactions and I got accepted onto the programme. I have kept close links with the fly facility especially in my teacher training year where I used flies to run practical sessions to help explain difficult concepts such as genetic crosses and inheritance.

12.2. droso4schools placement students

- Charlotte Blackburn (former droso4schools placement student; extracts from her [blog](#)): "I have to confess, before I began my placement at the Facility, I hadn't had any significant experience with invertebrate biology, let alone *Drosophila* – and I was only aware of its use as a model organism in the field of connectomics. Up to that point, I had been much more interested in discussing research involving rodents, or non-human primates. However, by the end of my placement, I could be found happily listing the merits of fruit fly research with anyone who would stand around long enough to listen." ... "Apart from having gained an insight into the biology of a truly remarkable organism (which once I would have swatted away without so much as a second thought), this placement has been a fantastic learning experience. I've had a chance to synthesise and exercise my theoretical knowledge in practice, and gain hands-on experience in the busy world of academic science communication. I've been able to engage in lively discussions regarding scicomm strategies with my supervisors, and with other researchers at the facility. Yes, scientists *are* busy, but with a clear, overarching objective, scicomm participation can be woven into even the most hectic of scientific lives. Scicomm strategies don't just materialise overnight (nor do they need to) – the most successful are formed from a careful step-by-step process of pooling, developing, and evaluating ideas over the long-term. I have learned some of the ways in which information I've generated can be communicated, in order to maximise impact, and capitalise on time invested. For example, the practical experiment I devised could not only be used in school lessons, but also at science clubs, and as a demonstration at science fairs. Furthermore, the video has been posted on YouTube, and can now be shared via other social media platforms. I've also been involved in some exciting discussions regarding the potential development of a large-scale engagement initiative, one which could reach thousands of pupils, far more than could ever be reached through scattered school visits."
- Jennifer Harbottle:
Outreach and public engagement are often perceived as unidirectional in that they only benefit the lay audience. However, I feel that my experience during this project has contributed towards my own professional and personal development. I have learned and developed simple tricks and new ways of communicating that will benefit the delivery of my own research to a wide range of audiences, and will help me to capture interest and maintain attention at conferences and in grant proposals. In addition to enhanced communication skills, I gained insight into the use of *Drosophila melanogaster* in scientific research, and this has given me ideas and inspiration for integrating this model organism into my own work.

Seeing a whole project through, from observing at the back of a class and gaining an appreciation of a teacher's day-to-day life, to thinking of material that would be relevant and of interest to schools, bringing a story together, linking different scientific theories together in a creative, appealing and concise format, and finally teaching this material myself and seeing the students' eyes light up proved to be incredibly rewarding. It was a steep learning curve in a setting and subject area that I was very unfamiliar with, but it was also a highly enriching experience for this same reason. Working with academics from a different research background to my own, as well as teaching a variety of biology topics to a lay audience, highlighted the importance of appropriately pitching my own work - facts are essential but creativity is key to put these across appropriately.

On a personal level, I gained a better understanding of the British schooling system, as well as teaching styles and techniques. I now appreciate the level and background of undergraduate students, and I feel that this will help me when demonstrating in lab practicals, helping out in tutorials, or even teaching classes myself one day. As a result, I also consider this placement opportunity as investment into the development of improved academic teaching.

▪ Joshua Heafield:

Back in August 2016 when I started on the droso4schools project, my teaching experience was very limited. I had taken informal lessons during a lunchtime revision session at school but I did not know the first thing about formulating a lesson to deliver so school pupils. My understanding of *drosophila Melanogaster* in biology was also very basic – I knew that it was an important model organism used in biological research but not a lot more.

Now, having spent nearly a year working on the project it is clear it has impacted me in a multitude of ways. My teaching experience has now rocketed – I spent three full days a week in schools for almost 6 months. In that time I've managed to plan and take lessons, mark work and get invaluable feedback on my teaching style. This time in schools has, according to the teachers with whom I worked, meant that I would easily be able to get a place on a PGCE course, if I so wanted to. Obviously that is the other main benefit of the time in schools – I was able to experience first-hand what life was like as a teacher and it has made me seriously consider it as a future career.

The feedback on my teaching from the schools was used constructively to help shape the lessons which I created. I was able to see how different activities benefitted different aptitudes of students, as well as experiencing how important it is to build a key base of understanding before going in to more detail on a certain topic.

The resources that I made were carefully and considerably built over a long period of time, establishing a key storyline throughout the lesson and making sure that new concepts brought in were done in an understandable manner. These considerations which I made are also key for teachers, the main difference being the time they have to create each lesson will be less. Having taken on board the core essence of tailoring lessons to allow students to understand specific concepts, again acts as a brilliant base if I were to go into a teaching profession.

Each lesson created on the droso4schools project has demonstrations and practical elements using *drosophila Melanogaster*. New practical experiments had to be developed for the lessons which I created, meaning I got the chance to use *drosophila* in a lab environment whilst developing these sections of the lessons. The experience I gained from using this model organism helped me to secure a final year project where I will use *drosophila Melanogaster* to study the benefits of a potentially new anti-epileptic drug.

Throughout the project, both of you have supported me fully with whatever problems may arise. The feedback on the resources created was thorough and extremely constructive. Although it was a steep learning curve, I am positive that the feedback I received throughout the project will benefit me enormously in final year. Sanjai, who manages the Fly Facility, was a constant point of contact when developing the practical elements for the lessons as well as suggesting improvements to experimental designs I came up with.

Along with all the personal experience gained throughout this project, I also got the chance to be involved in publishing an article – an ambition of mine since joining university. Being able to appreciate the time and effort it takes to publish an article is something I feel is very valuable to me if I ever have opportunity to do so again.

Overall, the project has allowed me to develop skills which will not just be useful in an

academic sense, but skills I feel will help me achieve all my goals in the future.

- Sophie DeMaine (former droso4schools placement student):

(01 February 2018): Hi Andreas, Last week I had an interview for PGCE teacher training with the teaching alliance Trinity is a part of and got an offer. Hopefully I should be back next year doing my training! I also have place to do a PGCE here, but it think I'm going to choose the more in school training route. I'll keep you updated with my progress, Sophie

Earlier comment: Taking part in the droso4schools project has been beneficial in improving many areas, not only developing my teaching ability but it has also helped me to gain the many skills necessary to complete a project on this scale. Although before beginning the project it did have some teaching experience, the opportunity to work within a classroom setting at different schools and levels has been invaluable. It has provided me with a realistic impression of the challenges and rewards of the teaching profession.

I have taken several lessons with large classes at several ages and ability levels. I have learnt how to communicate often complicated ideas to students in terms which they understand. Similarly, how to lead the class and question them in order to understand a concept, without simply giving ideas to them. A way of thinking which has also been incorporated in the lessons which I have developed, I have seen during my time in school students often have a higher level of understanding of concepts when an investigative and inquisitive approach is taken. The ability to be in a classroom on a regular basis has really fed into the project and allowed resources to be relevant and useful. It has also been of benefit as it allows ideas to be tested and direct feedback to be given by teachers.

I also gained an appreciation of the teaching profession during my time in school, the daily challenges such as behaviour, time pressures, production of resources as well as constant assessment. Before beginning this project, I was not as aware of these aspects of the job, being able to see how teachers cope and manage this has been useful should I face the same issues in the future. Being in schools on a regular basis has allowed me to see how schools are run which will benefit me should I pursue a career in this area.

Carrying out a project on this scale has also helped me to develop many key skills such as time management, organisation and communication. However learning the importance of critical evaluation and then how to use this to improve my work have been the most valuable. Also my ability to be self-critical and reflective has been improved though keeping a blog and reviewing my work regularly.

The project has also enlightened me to the importance of meaningful outreach in science, before I did not appreciate the true value of this work. Especially at school level where the curriculum can be restrictive, this is the age to enthuse pupils in science. Not only to encourage them to pursue a scientific career, but also that in the future they will have an appreciation of science in society. Although I was aware of the importance of *Drosophila melanogaster* in biology as a model organism before the project, I now better appreciate their role in understanding fundamental biology and how they can be used to capture the attention of students and the wider public to highlight important areas of biology.

- Patrick Strangward:

I have just completed a 3.5 year PhD in neuroimmunology. I undertook a 3 month PIPS placement in the second year of my PhD within the fly facility at the University of Manchester and Trinity Highschool.

The purpose of the project was to design a series of practical lessons that utilise fruit flies to teach curriculum-specified biological concepts to secondary school students. The project involved working as a teaching assistant within Trinity Highschool, whilst liaising with the fly facility, in order to identify, develop and test aforementioned practical lessons. Materials

with the lessons plans included relevant paperwork such as risk assessment forms in order to minimise any addition to teachers existing workloads and thus streamline the inclusion of these lessons into schools.

The experience of working within Trinity school was enjoyable and well-supported by the teachers within the department. The placement enhanced a number of pedagogical skills, notably organisation and oral presentation. In particular, the ability to distill complex scientific ideas into simple concepts, which can be understood by a lay audience, without losing any veracity, has proven the most transferable to academia.

12.3. Work experience students at the Fly Facility

- Helen Faulkner (Kings School, Chester): I'm teaching Atharva for the first time since school started back and he is so enthusiastic about his visit to you! He has told me all about the drosophila, C. elegans, the aquarium and so on and is now determined to be a scientist. Thank you so much for hosting him. He is telling everyone about his experience.
- Sheena Cruickshank (UoM): Last year Sanjai hosted my niece for an hour or so at a time when she was considering dropping science. She had an amazing time and is now doing GCSE science and your lab was her favourite bit! (think I may have put her off worms :(). She is hoping to get some work experience next year the week of the 22nd. Any chance she could spend some time in your lab again? I am offering cake bribes :)
- Georgie Milner: I just wanted to say thank you for letting me come into the fly facility. I really enjoyed today and I found it really interesting; I especially liked the microscope work at the end. Thanks again,
- Jessica Trevor: Thank you very much for showing me round yesterday it was very good of you and I enjoyed it! Thanks again.
- Alex Ford: I just wanted to say thank you for having Alex in the fly lab yesterday. I had chance to chat with him today and he was really excited about the things he had done with you.
- Kath Hinchcliffe: I also want to thank you again for hosting Emily for work experience. She thoroughly enjoyed her 3 days here and her Mum tells me she was telling her all about fly anatomy on the Monday night.
- Elliot Roebuk: Elliot had his best day with you. Thank you for your time with him

12.4. Other pupil comments

- Constantine F. (pupil from New Hall School; 20/06/17):

(1) Dear Sirs, I am a year 12 student at New Hall School in Essex and I am doing an EPQ experiment involving Drosophila. I know you are both busy, but I would like to ask for some advice as I have no experience with handling drosophila. If you are too busy please can you forward this to anyone who can help. The question I am asking for my EPQ is : Will the findings in quantum biology one day prove that microwave cooking is dangerous ?

I am summarising what we currently know about the safety of microwave cooking and what some of the recent findings in quantum biology are suggesting. I will also carry out an investigation using drosophila and a selection chamber experiment with two media. One will be prepared by boiling and the other by microwaving. The selection chamber will have three compartments: a central release chamber and a chamber with media on either side. (Please see pictures in the attached document) I will be releasing 25 male and 25 female virgin wildtype flies into the central release chamber. The flies will have been "starved" for 12 - 15 hours before released into the central chamber. After the flies have made their selection and mated they will be anaesthetised after 4 - 5 days and counted. After 12 - 15 days the hatched flies from each chamber will be counted. I will repeat this 3 times and do it with control media too (both chambers boiled). I will carry out a Chi square test (on the

selection results) and a T test on the hatched off spring results. My questions to you are :

- 1) Do you think the selection chambers connected with funnels will work ? Or are the flies unlikely to fly through the funnel ?
- 2) Am I starving the flies long enough ?
- 3) How long after their arrival from the laboratory supply company should I let them settle ? They will just be sitting at room temperature in a school lab. Is that Ok ?
- 4) I have narrowed it down to 2 recipes, one with apple and another with molasses ? Which would you recommend and is it OK to leave out the fungicide?
- 5) Are the timings right ? 4 - 5 days long enough to mate and lay eggs ? 12 - 15 days long enough to hatch before they mate and lay eggs?
- 6) Do you have any other advice ?

I will acknowledge any advice given in my project and would be very grateful for any hints or improvements as it has not been easy to put together a method. I have attached my mid way review and rationale that I have sent my teachers as it explains my choices.

I thank you in advance for your time. Kind regards, Dino

(2) Dear Professor Prokop, Thank you so much for your reply to my email. I really appreciate you looking over my outline and you having given me a lot of good points to think about. Thank you also for all those links to articles, I've started reading through them and they are very user friendly and helpful! The other articles online go way over my head. By the way I searched "fruit fly experiment high school" and that is where your website came up. Once again thank you so much for getting back to me. Kind Regards. Dino

13. Faculty Events

- Keith Brennan (Uom): I interviewed a student yesterday who was so impressed with your bit on the Animal Research Day that they applied to us and have us as their first choice!
- Mahesh Nirmalan (UoM): Hawys told me that the Animal research went very well. Can I convey my most sincere thanks and gratitude to your personal commitment and involvement in this key area related to animal welfare.
- Charlotte Alcock (FLS): I am just writing to thank you for participating in the Year 10 work experience (2016) last week. The week is such a valuable experience for the pupils. 88% of the pupils said they enjoyed visiting the fly labs (the only one who really didn't enjoy it was afraid of flies!).
- Dean Hardy (UoM): Thanks again for helping out Tuesday. The feedback was excellent. Many people said your practical was the best due to the hands on experience, and the variation of the practical i.e. being able to learn as well as engage in practical skills. So thank you very much for your help, it is much appreciated. Best wishes,
- Victoria Ogunseitan (UoM): Thank you for your time, the flies and the microscope, they were very popular. The students really enjoyed learning about them and how useful the mutations were to research.
- Kath Hinchcliffe (UoM): I just wanted to thank you again for hosting the Yr10 work experience students a couple of weeks ago. We've been through their feedback now – the whole week was a resounding success, and of the various activities they did during it, 60% said they enjoyed the lab shadowing most of all. I thought you'd like to know that one of the pupils I spoke to was particularly captivated by his visit to the fly facility – thanks for that.
- Matthew Ronsahugen (UoM) - Developmental Biology Open Day You may remember the open day that was held a month or so ago. I just want you to know that where most other programs received feedback of good from 60% and excellent from 10-12% Dev Bio got 95% good or better and 68% excellent. You obviously did an amazing job.


- Laura-Jane Williams (UoM): I just wanted to thank you for the time you spent with the apprentices during the internal network event. The feedback from your session is very positive with this being a major factor in the 'most enjoyable part of the day' so again thank you for taking the time to accommodate this and making such a positive impact on the day. Since then we have three apprentices going to Lund to work on research for Damselflies. I expect the extra enthusiasm has been jeered by your session. If you ever wanted to take on an apprentice please let me know, I feel there would be massive uptake on working within your area.



- [Fiona Reeves @fionahreeves 7 May 2016](#): Tour of the fly lab @LifeSciencesUoM open day. Loved the practical activity identifying mutations through microscope



- [ANTHONY CASSIDY 27 Jul 2016](#): Next #OpenLabsMcr stop: Fascinating @ManFlyFacility's world-leading fruit fly research @LifeSciencesUoM #ESOF16



14. External visits and visitors

- Amanda Bamford (Prof. at FBMH, Manchester, UK; 10 October 2018; about the visit by Patricia Hernandez, Commissioner for Protected Areas and Biodiversity, Panamá): Thank you so much both of you for making the time today for our visit. It was much appreciated and the **minister was very impressed!** Best wishes, Amanda



- [Andreas Prokop @Poppi62 26 Sep 2018](#): Wonderful discussions with [@amosabolaji](#) who came to learn our fly genetics training package (<http://www.g3journal.org/content/3/2/353.full> ...) for use at his newly founded "#Drosophila Research & Training Ctr" in Ibadan, Nigeria.



- Peter Nolan (24 January 2018; in response to a pub science event two days earlier) - Subj.: Thanks from All at Macclesfield SciBar - Andreas & Sanjai, What a wonderful evening. Top

class presentation and superb entertainment for all our supporters. The feedback has been of the highest order. 'One of our best ever scibars' has been uttered by several people. With regard to the gloom that you expressed afterwards on the effectiveness of 'science outreach', I think you are unnecessarily pessimistic. In my 50 years involvement in science outreach nothing seems to have changed. The learned people are willing to learn some more, the majority just are not interested. Unfortunately that majority includes most politicians and decision makers. At least the learned minority is improving its level of scientific knowledge. I discussed these issues with my daughter who gives 'inspirational' talks to various organisations. She is most positive and says 'it only takes one person in your audience to spark the next Nobel prize winner, the next Einstein. 'So keep going' she says. Many thanks, Peter Nolan

- David Burnham (Macclesfield U3A, 23 January 2018; in response to a bar science event the day before): Dear Andreas, We thoroughly enjoyed your talk last night at Macclesfield SciBar and are very pleased that you agreed in principle to come to talk to our Science and Technology Group. We formed this group in our U3A towards the end of 2013 and it now has about 75 members although typically we get about 40 at a meeting. They are from a range of backgrounds - from a retired university physics lecturer to lay people with no scientific background – “intelligent laymen” is probably the best description of the group. We meet monthly at 2pm on the first of the month. We encourage our members to give talks and these have covered the LHC and Higgs Boson, aero engines, the chemistry and uses of tin, the history and future of energy use, the measurement of “G”, nuclear power, wind turbines, geotextiles, epigenetics, gravitational waves, the life and death of stars and the air traffic collision avoidance system. We have had external speakers from various industrial companies, the Nuclear Regulatory Agency as well as Imperial College and the Universities of Manchester, Keele and Salford. I have a programme of speakers for most of this year, but I am looking for someone for September 25th. If any of this is not suitable, then we could arrange for any fourth Tuesday next year, except July August and December. I recognise that a day time meeting makes it difficult for you, but I would be delighted if you could come. Regards, David Burnham
- Amanda Bamford (UoM)- Visit of the Costa Rican Ambassador: Sorry for dropping in on you like that! Great job and hope we didn't disturb you too much
- Sarah Gumusgoz (UoM): The tour that we gave to HR was such a success that they would like to organise another date in January. Could you please let me know if you are free to do this, it will be the same format as last time; however, this time there will only be one small group.. Thank you very much,
- Michelle Bebbington (Head of HR): I just wanted to take the opportunity of behalf of HR Services to thank you and your teams for your time today. The team found it informative and very interesting. I'm sure you will be pleased to know that the team have said it was the best session they have attended to date!
- Ken Fry (President of Genesee Scientific): I made it back to the US in one piece and I'm fondly looking back on my UK tour. Thanks again for taking time out a few weeks ago to talk about fly things. I am really impressed with your awesome facility! We sincerely appreciate your business and I am always at your disposal if we can ever be of support to you in any way. Have a great day!
- Moyin Kwok (Recruitment and Marketing Coordinator, UoM): Thank you very much for taking your time today and received our guests from Shandong University and Nanjing Medical University. Guests were very happy about the visit at your facility. Personally I have learnt a lot from you too!
- Louise Hewitt (TRM, UoM): The visit (Board of Governors) went extremely well and our visitors were very impressed with the fly facility and the work that goes on there. It was good to see so many people working in there and thanks again for helping out
- Paul Winter (Development Officer): Thanks for that Sanjai, real shame about the alarm but I guess we can't plan for everything! Really great to be able to show a visitor some live

science, especially if that live science has a glowing brain! Thanks again

- Liz Sheffield (Deputy Associate Dean for Teaching, Learning & Students): I really appreciate your time and effort – the panel seemed very impressed! Thanks again

15. Brain Box

- Ellie Turner (Producer & Project Director Walk the Plank): I was also in early meetings and could see the enthusiasm bubbling and starting to get exciting at the point we had to move focus to the outdoor activity. I have to say I think it was absolutely brilliant!!! I visited at 3 points during the day; pre parade when it was starting to get busy but there was enough space for me to dip into a few experiments, again when it was post parade and packed and then again near then end when I could see how delighted the whole team were at the success of the day. And rightly so, you really made something special happen. The public clearly loved the diverse and exciting hands on experiments, demonstrations and performances on offer. Thank you all for your hard work and ingenuity. Let's hope it's future collaborations are on the horizon.
- Candida Boyes (Creative director-Walk the Plank): Having been part of very early meetings about the Brain Box & then concentrating on all the outdoor activity on Manchester Day it was wonderful to visit the Brain Box on Sunday and see the results of all your hard work. I would like to express a huge thank you to you & all the fantastic members of your team who made the inside of the Town Hall shimmer with scientific inspiration on Sunday. It was wonderful to see so many people, young & old, captivated by all the various demonstrations & opportunities for hands on participation. There was a brilliant atmosphere & I am sure you have inspired some young scientists of the future. Thank you so much, very best wishes.
- members of the public (kept anonymous):



"My son spontaneously wanted to paint a brain (all be it with a smiley face on it) and then an neurone and give me a lecture on how electricity in our brains helps us think and move. He said 'I loved that museum yesterday. Can we go there again please dad'. He took the squidgy brain into school today for a 'show and tell session' all about the brain. So the message clearly got across!"

"Just wanted to pop a quick line to let you know how much we enjoyed the brain box exhibition yesterday. We attended with our 4 children, aged 3 - 13 and all of them had a lovely time. We particularly enjoyed the brain hats (worn proudly to school this morning) and the dance presentation in the "Broken Brains" rooms. I think each child learned something new! We spent a long time by each of the rooms and were almost the last to leave"

"Thank you so much for organising the event. I really enjoyed the day and lots of the visitors were asking if it'll be an annual thing. They were very impressed."

".. it was a phenomenal achievement. There was such s buzz in the main Hall and a great mix of fun and pretty sobering stuff."

"there were a wide range of brand new engagement techniques, equipment, games, interactive exercises etc used that will provide a great platform for other future science engagement opportunities"

"... my 5 - year - old keeps talking about how small a fly's brain is but with so much "stuff" inside – it has really captured her imagination."

"We thoroughly enjoyed the event yesterday and just wanted to say that we received numerous positive comments. On behalf of everyone here at the Stroke Association in the

North West, thank you very much for having us and we look forward to the next event!"

"...it was wonderful to visit the Brain Box on Sunday and see the results of all your hard work. I would like to express a huge thank you to you & all the fantastic members of your team who made the inside of the Town Hall shimmer with scientific inspiration on Sunday. It was wonderful to see so many people, young & old, captivated by all the various demonstrations & opportunities for hands on participation. There was a brilliant atmosphere & I am sure you have inspired some young scientists of the future."

"I was well and truly in my element on Sunday (recently graduated with a MSc in Science Communication) and can say it was one of the best events I have had the pleasure to be involved with."

"Thanks for the opportunity, I thoroughly enjoyed the day and judging by the visitors I spoke to they all did too."

"This was an excellent event – so nice to see so many different stands all together and a great range of interactive activities which the visitors all seemed to really enjoy."

"These type of events always make it clear how important our research is – people are counting on us to find answers and help the fights against diseases!"

"We had a fantastic day. Thank you so much for inviting us. It was wonderful to watch how involved and enthusiastic the children were."

"... thanks very much ... for inviting us to show off our [company's brain surgery] drills; It was really wonderful to see the reaction of the children (and some adults!) to the opportunity to try them out ... I've already fed back to [our company] that I believe we should support future instances of this event so please let us know if you require our services again."

"... it was absolutely brilliant!!! I visited at 3 points during the day; pre parade when it was starting to get busy but there was enough space for me to dip into a few experiments, again when it was post parade and packed, and then again near the end when I could see how delighted the whole team were at the success of the day. And rightly so, you really made something special happen. The public clearly loved the diverse and exciting hands on experiments, demonstrations and performances on offer. Thank you all for your hard work and ingenuity. Let's hope it's future collaborations are on the horizon."

"I had a superp time. I was seriously impressed with some of the activities there, such as the "brain wave game", the dance and interactive demonstration of imitating an action potential, the staining game for kids, the ability to touch real brain tissue with gloves of course ... I liked the set up and the structure of the event. Every room had its major theme and topic and it fit all well. The booklets, which were handed out were extremely valuable in order to gather information and to be rewarded with a nice sticker for every correctly answered question. Very nice idea indeed and great for kids... I really liked how very interdisciplinary it was (combining arts, science, creative writing in forms of poems/paintings etc.). I really hope we can re-create this experience with our table top activities for regenerative medicine."

"I enjoyed the event a lot ... only after spending more than an hour in one room we realised how much more there was in the other rooms!"

16. Resource provision (flies and/or food)

16.1. to researchers

- Weizman Institute, (May 15)

- Cardiff University (Sept 14),
- Cornell University (Oct 14)
- NIMR (Dec 14)
- Univeristy of Birmingham (Jan 15)
- University of Liverpool, (Sept 16, July 18)
- University of Sheffield (July 16),
- Makassar, Indonesia (Oct 16)
- Cambridge (Feb 16)
- Liverpool John Moores (Aug 16)
- University of Chester (Aug 16)
- Keele University (Aug 16)

16.2. to FLS/FBMH

- UCAS Open days (2013-2018)
- Developmental Biology Open Day (June 14, Sept 14, Oct 15)
- Neuroscience Open Day (June 15)
- University practicals and lectures (2013- 2017)

16.3. to schools

- Loughbrough Grammar School, Loughbrough (June 12, Oct 12,
- Hulme Grammar school, Oldham (Oct 12)
- Merchant Taylors School, Liverpool (Sept 13, Oct 14, Nov 14, Dec 14, Jan 15, Oct 15, Jan 17)
- Bolton Girls School, Bolton (Oct 13, Feb 14, June 14)
- Birkenhead High School, Birkenhead (Jan 14, Feb 14, May 14, Aug 14, Dec 14, Jan 16, April 17)
- Bolton Muslim Girls School, Bolton (June 14)
- Loreto Sixth form College, Manchester (July 14)
- Burney College, Burnley (Sept 14, June 18)
- The Kings' School, Chester (Sept 14)
- Trinity High School, Mnacheater (Nov 14)
- Urmston Grammar (Nov 14)
- St Mary's School, Trafford (Jan 15)
- Bolton School, Lancashire (Feb 15)
- Cardinal Newman College, Preston (Sept 14, Nov 14, Dec 14, Feb 15, March 15, Nov 15, Dec 15, Feb 16, March 16, Nov 16, Feb 17, March 17, Nov 17, Feb 18, March 18)
- Ryburn Valley High School (April 15)
- Denbigh High School, Denbigh (May 15, Dec 15, Jan 16)
- Ashton sixth form college, Ashton (May 15)
- Sidcot School, Sommerset (July 16, July 17)
- Rossall School, Lancashire (Jan 16)
- NUAST, Nottingham (Oct 17)
- Nelson and Colne College, Nelson (March 16, March 17)
- St Johnfisher Catholic School, Medway (Nov 16)
- Xavarian College, Manchester (Jan 17, Oct 17)

- Wiltshire College, Lackham (Jan, Feb 17)
- Escola Secundária de Ponte de Lima, Portugal (Feb 17, April 17)

Part C: Evaluation

School Evaluation (*updated files can be downloaded [here](#)*)

- ManFlyFacility-SchoolEvaluations.xls [\[LINK\]](#)
- Scarisbrick-Evaluation.pdf [\[LINK\]](#)
- 18-10-17_StJohnsEvaluation-4b.xlsx [\[LINK\]](#)