



: The statistical programming language

Colin Smith
Earth Science Information Partners
Summer Meeting, July 17, 2019



: The statistical programming
language, that's a bit quirky and
slow

Colin Smith
Earth Science Information Partners
Summer Meeting, July 17, 2019



: The statistical programming language, that's a bit quirky and slow, but extremely versatile

Colin Smith
Earth Science Information Partners
Summer Meeting, July 17, 2019



: The statistical programming language, that's a bit quirky and slow, but extremely versatile and has a lot of unrealized potential

Colin Smith
Earth Science Information Partners
Summer Meeting, July 17, 2019

What I do


What I do



- Data curation

What I do


- Data curation
- Limnology and Oceanography



Alin et al. 2017. Characterizing the natural system: Toward sustained, integrated coastal ocean acidification observing networks to facilitate resource management and decision support.

What I do


- Data curation
- Limnology and Oceanography
- Sensor networks



Alin et al. 2017. Characterizing the natural system: Toward sustained, integrated coastal ocean acidification observing networks to facilitate resource management and decision support.

What I do


- Data curation
- Limnology and Oceanography
- Sensor networks
- Creative process



Alin et al. 2017. Characterizing the natural system: Toward sustained, integrated coastal ocean acidification observing networks to facilitate resource management and decision support.

What I do


- Data curation
- Limnology and Oceanography
- Sensor networks
- Creative process
- Software development



Alin et al. 2017. Characterizing the natural system: Toward sustained, integrated coastal ocean acidification observing networks to facilitate resource management and decision support.

What I do

- Data curation
- Limnology and Oceanography
- Sensor networks
- Creative process
- Software development
- MATLAB, Perl, and R



Alin et al. 2017. Characterizing the natural system: Toward sustained, integrated coastal ocean acidification observing networks to facilitate resource management and decision support.

How I use R



How I use R

- Data processing



How I use R

- Data processing
- Visualization



How I use R

- Data processing
- Visualization
- Analysis



How I use R

- Data processing
- Visualization
- Analysis
- Data curation



How I use R

- Data processing
- Visualization
- Analysis
- Data curation
- File transfer



How I use R

- Data processing
- Visualization
- Analysis
- Data curation
- File transfer
- Web-services



How I use R

- Data processing
- Visualization
- Analysis
- Data curation
- File transfer
- Web-services
- Tooling



How I use R

- Data processing
- Visualization
- Analysis
- Data curation
- File transfer
- Web-services
- Tooling
- Workflows



How I use R (taxonomyCleanr)



How I use R (taxonomyCleanr)



Onchorhynchus nerka

How I use R (taxonomyCleanr)



Onchorhynchus nerka



taxonomyCleanr

How I use R (taxonomyCleanr)



Onchorhynchus nerka



taxonomyCleanr

ITIS TSN: 161979
Kingdom: Animalia
Subkingdom: Bilateria
Infrakingdom: Deuterostomia
Phylum: Chordata
Subphylum: Vertebrata
Infraphylum: Gnathostomata
Superclass: Actinopterygii
Class: Teleostei
Superorder: Protacanthopterygii
Order: Salmoniformes
Family: Salmonidae
Subfamily: Salmoninae
Genus: *Onchorhynchus*
Species: *Onchorhynchus nerka*



How I use R (taxonomyCleanr)



Onchorhynchus nerka



taxonomyCleanr

<EML>



ITIS TSN: 161979
Kingdom: Animalia
Subkingdom: Bilateria
Infrakingdom: Deuterostomia
Phylum: Chordata
Subphylum: Vertebrata
Infraphylum: Gnathostomata
Superclass: Actinopterygii
Class: Teleostei
Superorder: Protacanthopterygii
Order: Salmoniformes
Family: Salmonidae
Subfamily: Salmoninae
Genus: *Onchorhynchus*
Species: *Onchorhynchus nerka*



How I use R (EMLassemblyline)



How I use R (EMLassemblyline)




```
abstract.txt  
methods.txt  
table_attributes.txt  
table_catvars.txt  
personnel.txt  
provenance.txt  
keywords.txt
```

How I use R (EMLassemblyline)




```
abstract.txt  
methods.txt  
table_attributes.txt  
table_catvars.txt  
personnel.txt  
provenance.txt  
keywords.txt
```



How I use R (EMLassemblyline)

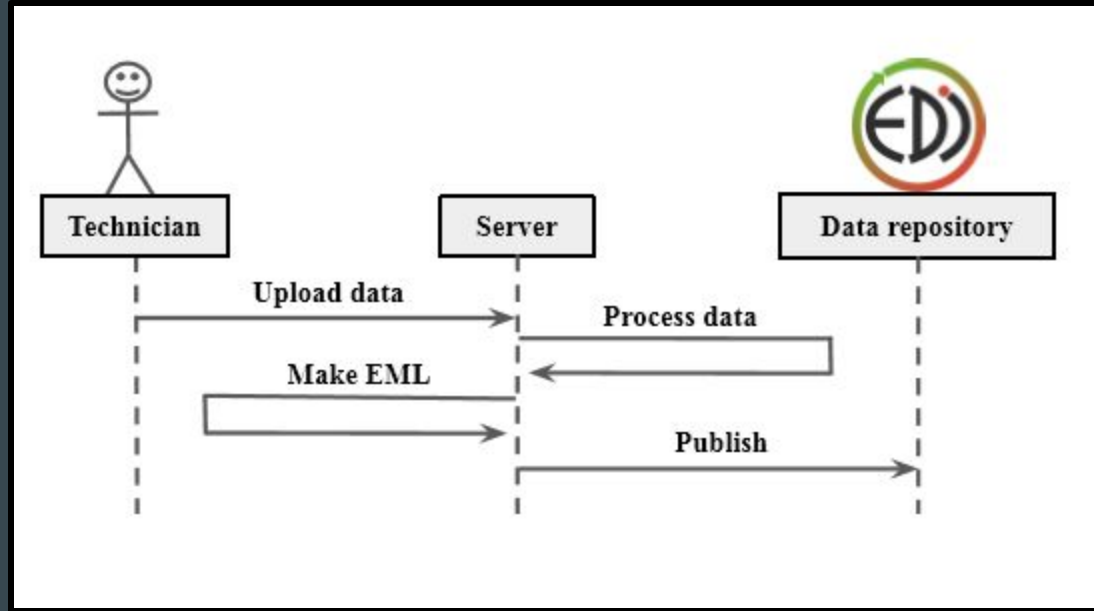


```
abstract.txt  
methods.txt  
table_attributes.txt  
table_catvars.txt  
personnel.txt  
provenance.txt  
keywords.txt
```

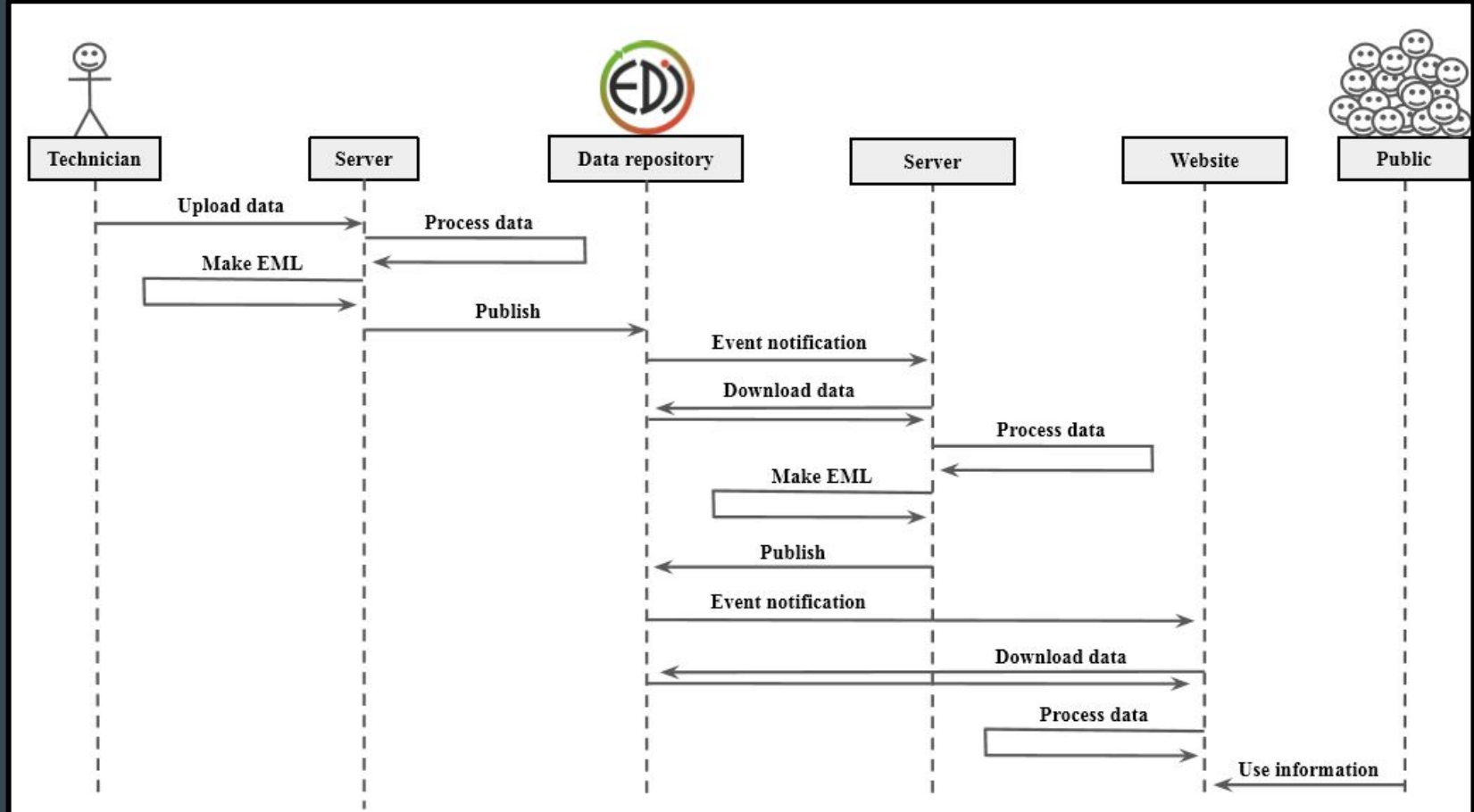


<EML>

How I use R (Automated data publishing)



How I use R (Reproducible workflows)



Major characteristics of R

Major characteristics of R

- Implementation of S

Major characteristics of R

- Implementation of S
- Interpreted language

Major characteristics of R

- Implementation of S
- Interpreted language
- Born August 1993

Major characteristics of R

- Implementation of S
- Interpreted language
- Born August 1993
- Ross Ihaka and Robert Gentleman



Major characteristics of R

- Implementation of S
- Interpreted language
- Born August 1993
- Ross Ihaka and Robert Gentleman
- Free and Open Source



Major characteristics of R

- Implementation of S
- Interpreted language
- Born August 1993
- Ross Ihaka and Robert Gentleman
- Free and Open Source
- Maintained by the R Core Team



Major characteristics of R

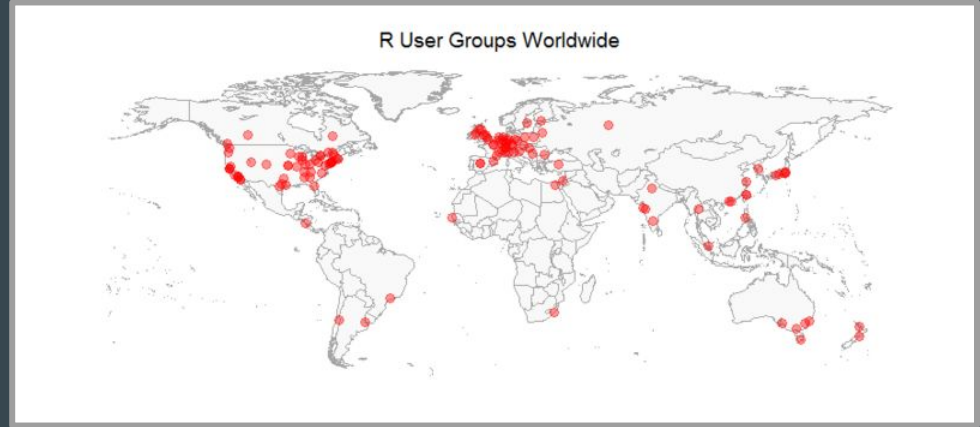
- Implementation of S
- Interpreted language
- Born August 1993
- Ross Ihaka and Robert Gentleman
- Free and Open Source
- Maintained by the R Core Team
- Compatible with major OS



Major characteristics of R

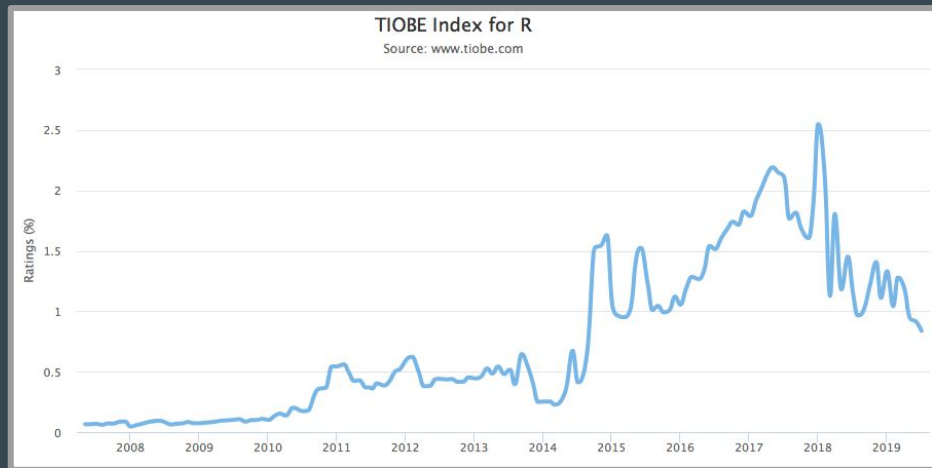
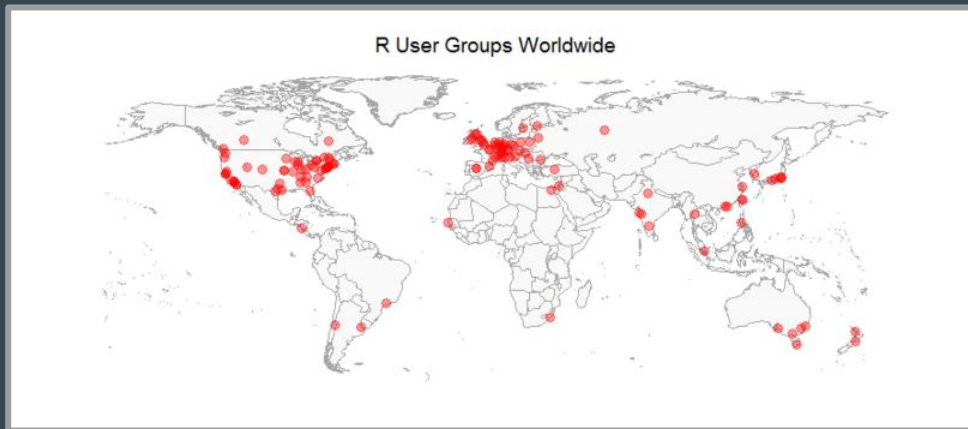
Major characteristics of R

- Large user community



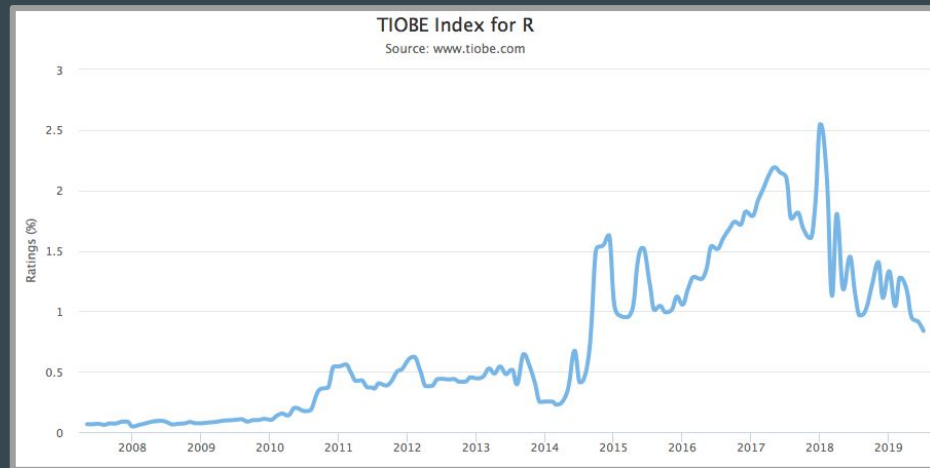
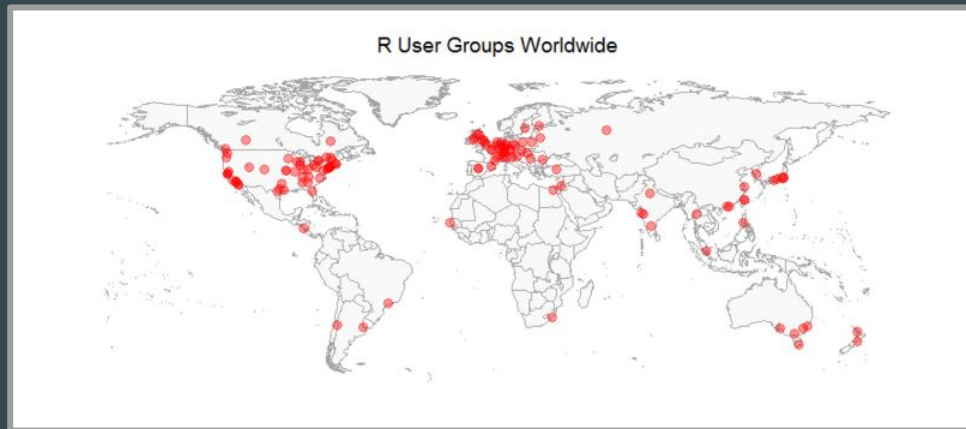
Major characteristics of R

- Large user community



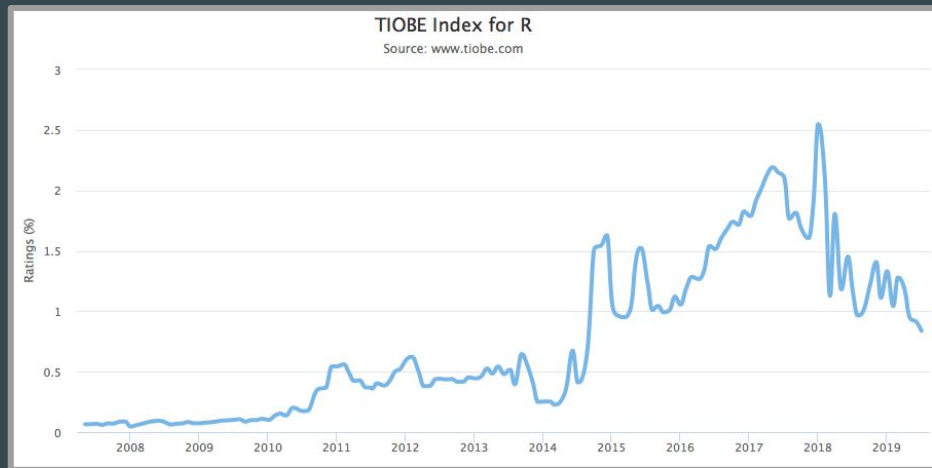
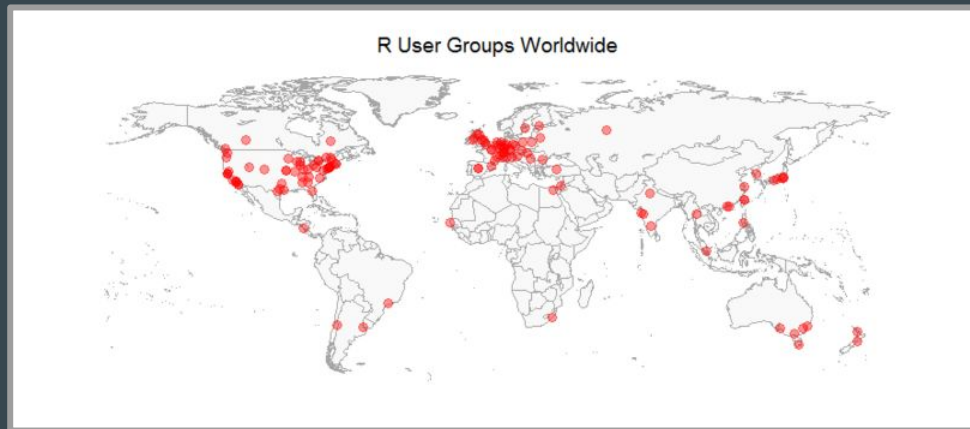
Major characteristics of R

- Large user community
- Academic



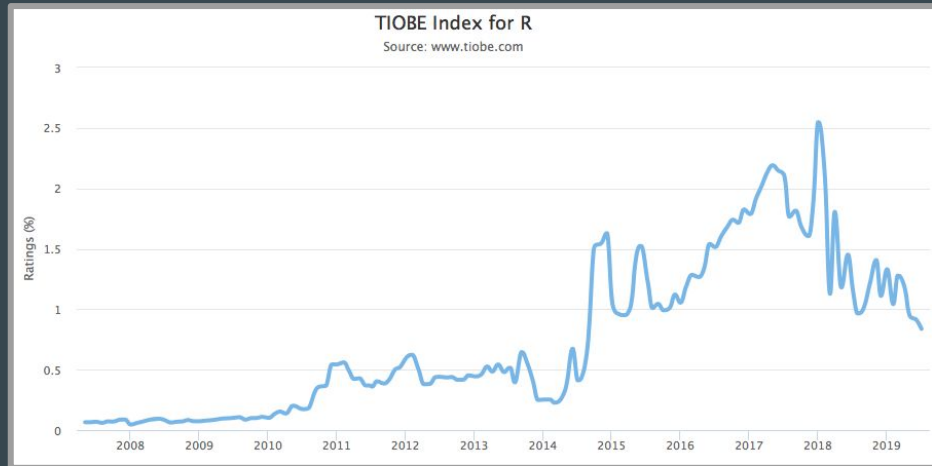
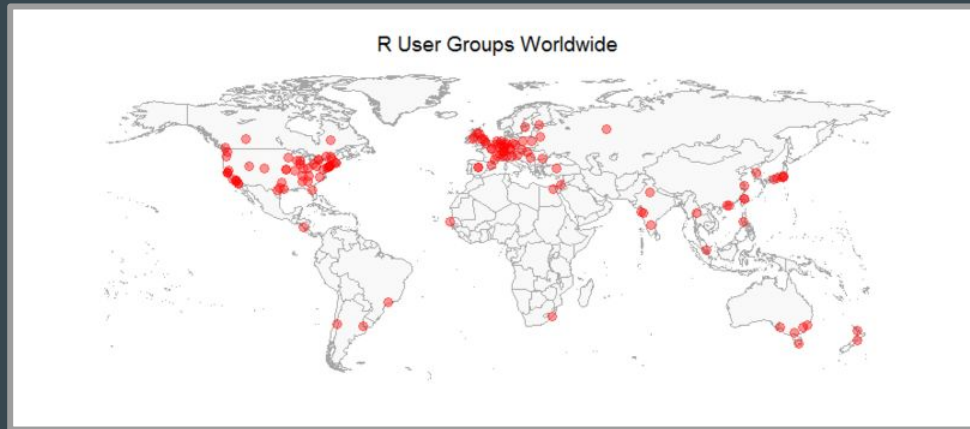
Major characteristics of R

- Large user community
- Academic
- Commercial



Major characteristics of R

- Large user community
- Academic
- Commercial
- R-Ladies, useR!, WhyR?



Major characteristics of R

Major characteristics of R



- Command line interface

A screenshot of the R command line interface running in a terminal window on a Mac. The window has a title bar with standard Mac OS icons and a search bar. The terminal text shows the R version (3.4.0), copyright information, platform details (x86_64-apple-darwin15.6.0), and various help messages. The prompt is currently '>'.

```
R version 3.4.0 (2017-04-21) -- "You Stupid Darkness"
Copyright (C) 2017 The R Foundation for Statistical Computing
Platform: x86_64-apple-darwin15.6.0 (64-bit)

R is free software and comes with ABSOLUTELY NO WARRANTY.
You are welcome to redistribute it under certain conditions.
Type 'license()' or 'licence()' for distribution details.

Natural language support but running in an English locale

R is a collaborative project with many contributors.
Type 'contributors()' for more information and
'citation()' on how to cite R or R packages in publications.

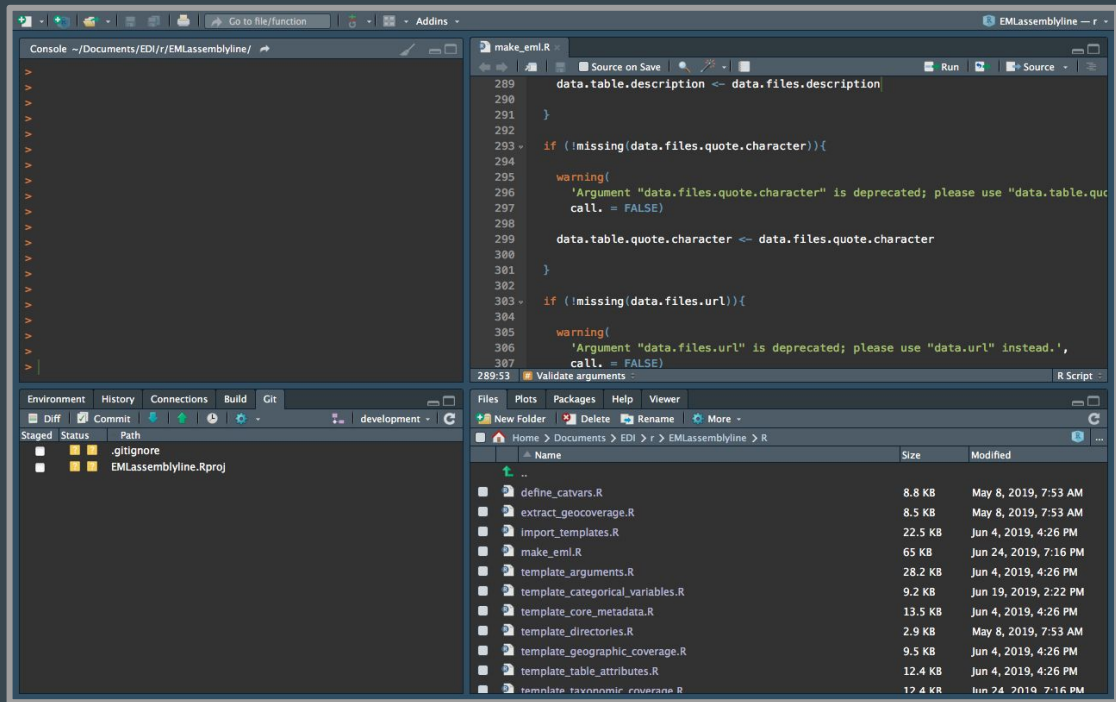
Type 'demo()' for some demos, 'help()' for on-line help, or
'help.start()' for an HTML browser interface to help.
Type 'q()' to quit R.

[R.app GUI 1.70 (7338) x86_64-apple-darwin15.6.0]
[Workspace restored from /Users/csmith/.RData]
[History restored from /Users/csmith/.Rapp.history]
>
```

Major characteristics of R



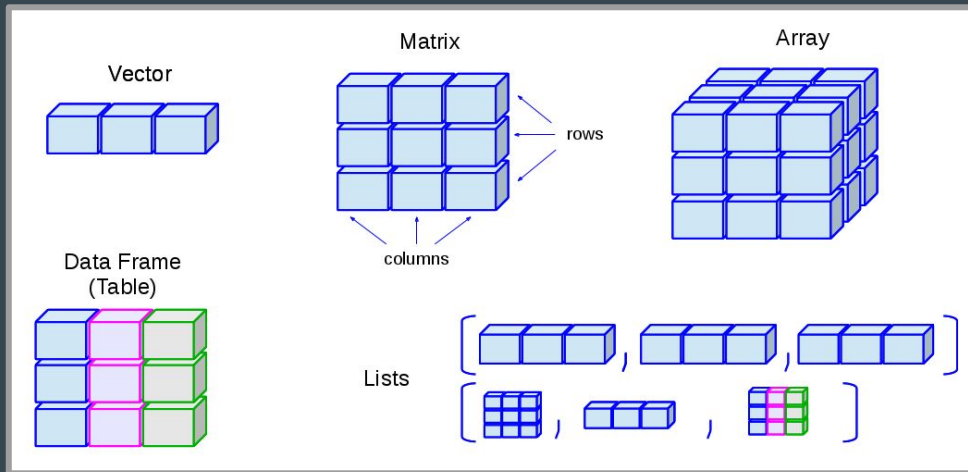
- Command line interface
- RStudio IDE:
 - Scripting
 - Profiling
 - Debugging
 - Testing
 - Version control
 - Package development



Major characteristics of R

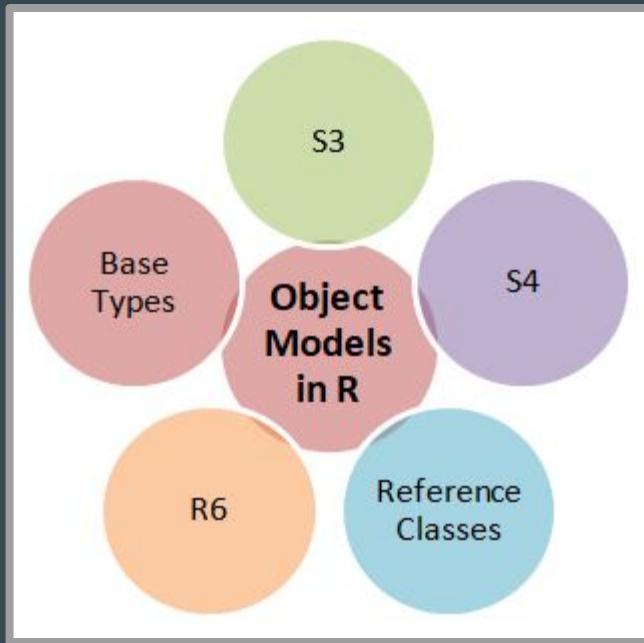
Major characteristics of R

- Data structures:
 - Vectors
 - Matrices
 - Arrays
 - Data frames
 - Lists
 - Environments



Major characteristics of R

- Data structures:
 - Vectors
 - Matrices
 - Arrays
 - Data frames
 - Lists
 - Environments
- Objects:
 - S3
 - S4
 - Reference classes
 - Base types
 - R6



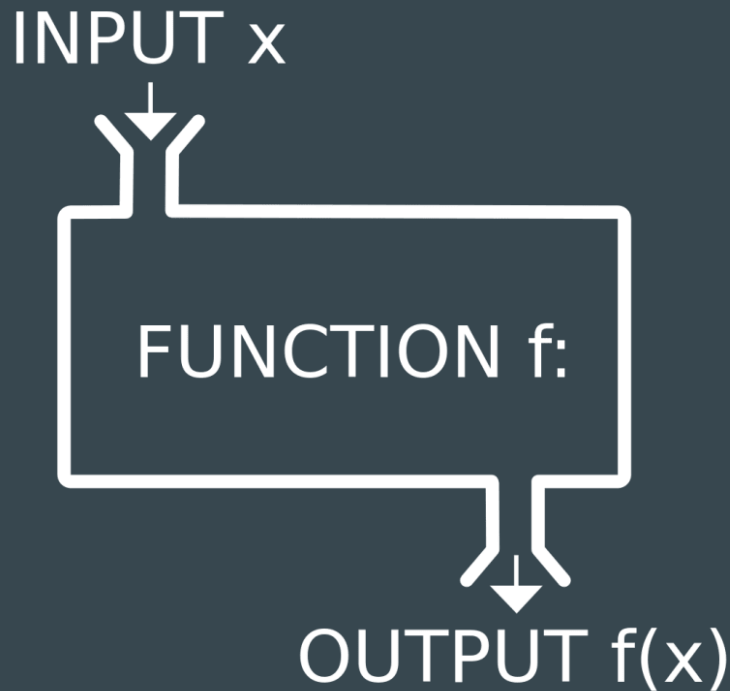
Major characteristics of R

Major characteristics of R

- Non-standard evaluation

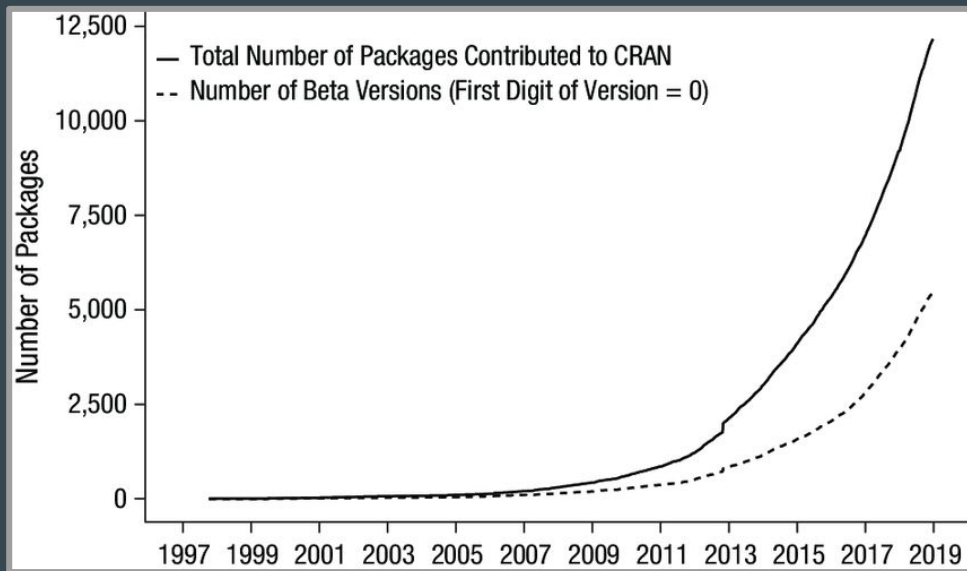
Major characteristics of R

- Non-standard evaluation
- Strong functional programming
 - Function are objects
 - Generic functions
 - Meta-programming
 - Dispatch
 - Lazy evaluation



Major characteristics of R

- Non-standard evaluation
- Strong functional programming
 - Function are objects
 - Generic functions
 - Meta-programming
 - Dispatch
 - Lazy evaluation
- Extensible
 - 15,000 packages
 - Easy to build and test



Epskamp. 2019. Reproducibility and Replicability in a Fast-Paced Methodological World.

Strengths of R

Strengths of R

- Available on major platforms



Strengths of R

- Available on major platforms
- Data-oriented problems



Strengths of R

- Available on major platforms
- Data-oriented problems
- Statistics



Strengths of R

- Available on major platforms
- Data-oriented problems
- Statistics
- Machine learning



Strengths of R

- Available on major platforms
- Data-oriented problems
- Statistics
- Machine learning
- Data manipulation



Strengths of R

- Available on major platforms
- Data-oriented problems
- Statistics
- Machine learning
- Data manipulation
- Visualization



Strengths of R

- Available on major platforms
- Data-oriented problems
- Statistics
- Machine learning
- Data manipulation
- Visualization
- Parallel computing



Strengths of R

- Available on major platforms
- Data-oriented problems
- Statistics
- Machine learning
- Data manipulation
- Visualization
- Parallel computing
- Reproducible research



Strengths of R

- Available on major platforms
- Data-oriented problems
- Statistics
- Machine learning
- Data manipulation
- Visualization
- Parallel computing
- Reproducible research
- Reports and websites



Strengths of R

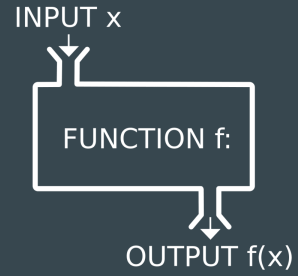
- Available on major platforms
- Data-oriented problems
- Statistics
- Machine learning
- Data manipulation
- Visualization
- Parallel computing
- Reproducible research
- Reports and websites
- Versatile



Strengths of R

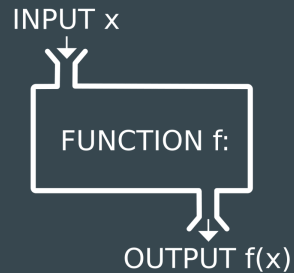
Strengths of R

- Functional programming



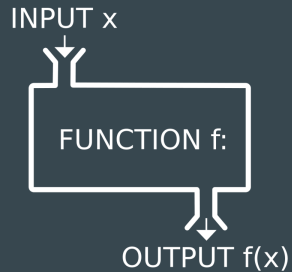
Strengths of R

- Functional programming
- Meta-programming



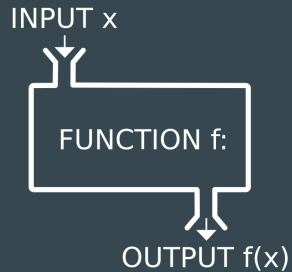
Strengths of R

- Functional programming
- Meta-programming
- Connects to other languages



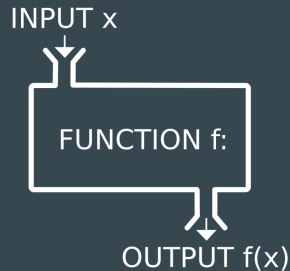
Strengths of R

- Functional programming
- Meta-programming
- Connects to other languages
- Large user community



Strengths of R

- Functional programming
- Meta-programming
- Connects to other languages
- Large user community
- Cutting edge academic research



Weaknesses of R

Weaknesses of R

- Most users are not programmers



Weaknesses of R

- Most users are not programmers
- Readability of meta programming



Weaknesses of R

- Most users are not programmers
- Readability of meta programming
- Core package inconsistencies



Weaknesses of R

- Most users are not programmers
- Readability of meta programming
- Core package inconsistencies
- Framework integration



Weaknesses of R

- Most users are not programmers
- Readability of meta programming
- Core package inconsistencies
- Framework integration
- Security



Weaknesses of R

- Most users are not programmers
- Readability of meta programming
- Core package inconsistencies
- Framework integration
- Security
- Slower than alternatives



Weaknesses of R

- Most users are not programmers
- Readability of meta programming
- Core package inconsistencies
- Framework integration
- Security
- Slower than alternatives
- Memory management



Realizing R's full potential

Realizing R's full potential

- R Core Team



Realizing R's full potential

- R Core Team
- Ecosystems (tidyverse)



Realizing R's full potential


- R Core Team
- Ecosystems (tidyverse)
- Implementations:
 - pqR (pretty quick R)
 - Renjin
 - FastR
 - Riposte



Resources


Resources

- R for data science






Resources

- R for data science
- R packages





Resources

- R for data science
- R packages
- Advanced R





Resources

- R for data science
- R packages
- Advanced R
- R journal



Resources

- R for data science
- R packages
- Advanced R
- R journal
- Web



“R”