

A Social VR Clinic for Knee Arthritis Patients with Haptics

Tong Xue

Centrum Wiskunde & Informatica
Beijing Institute of Technology
Amsterdam, The Netherlands
Xue.Tong@cw.nl

Jie Li

Centrum Wiskunde & Informatica
Amsterdam, The Netherlands
Jie.Li@cw.nl

Guo Chen

IBM Research
Shanghai, China
g.chen1995123@gmail.com

Pablo Cesar

Centrum Wiskunde & Informatica
Delft University of technology
Amsterdam, The Netherlands
P.S.Cesar@cw.nl

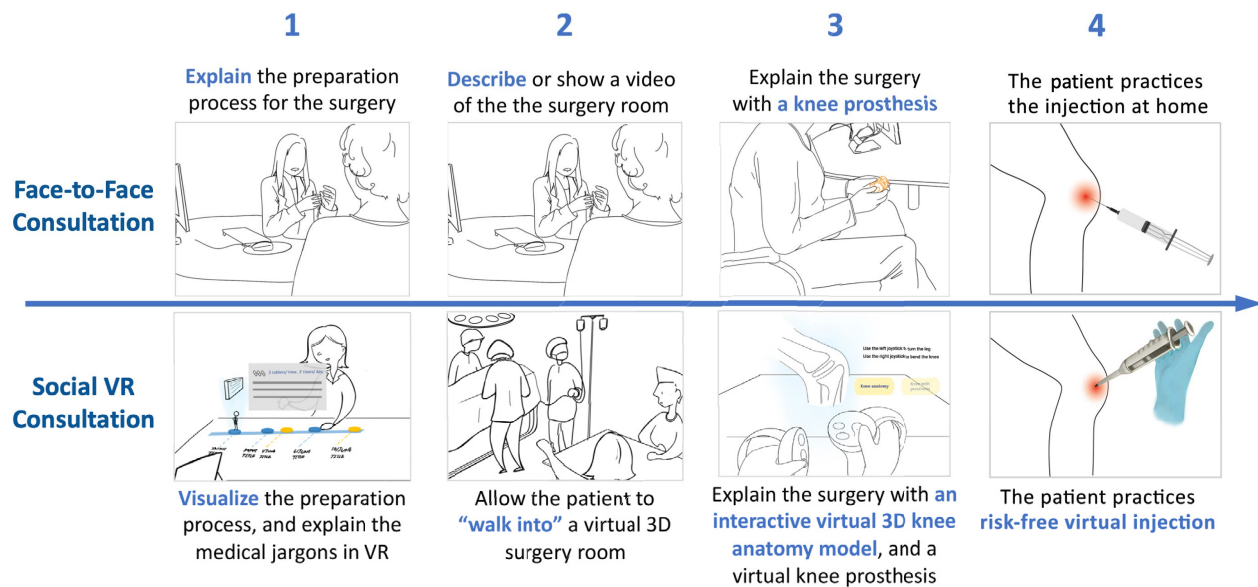


Figure 1: The four main activities related to a medical consultation: comparing the differences in the face-to-face (F2F) consultation with the social VR clinic.

ABSTRACT

Social virtual reality (VR) invites multiple users to interact in a shared immersive environment, which can be potentially useful for remote personalized healthcare. This demo presents a social VR clinic that allows patients to consult a nurse represented as a virtual avatar. It offers a "walk-in" virtual surgery room, enables patients to interact with animated virtual 3D artifacts, and train the patient to use an injection tool wearing a pair of mechanical VR

gloves that provide haptic feedback (*SenseGlove*). The demo shows the potential of social VR as a new tool to help patients receive remote personalized medical care.

CCS CONCEPTS

• **Human-centered computing** → **Virtual reality**; *Collaborative interaction*.

KEYWORDS

social virtual reality, social VR, VR haptics, virtual healthcare

ACM Reference Format:

Tong Xue, Jie Li, Guo Chen, and Pablo Cesar. 2020. A Social VR Clinic for Knee Arthritis Patients with Haptics. In *IMX '20: ACM International Conference on Interactive Media Experiences, June 17–19, 2020, Barcelona, Spain*. ACM, New York, NY, USA, 4 pages. <https://doi.org/10.1145/1122445.1122456>

Permission to make digital or hard copies of all or part of this work for personal or classroom use is granted by ACM International Conference on Interactive Media Experiences (IMX '20), distributed for profit or commercial advantage and that copies bear this notice and the full citation on the first page. Copyrights for components of this work owned by others than ACM must be honored. Abstracting with credit is permitted. To copy otherwise, or republish, to post on servers or to redistribute to lists, requires prior specific permission and/or a fee. Request permissions from permissions@acm.org.
IMX '20, June 17–19, 2020, Barcelona, Spain
© 2020 Association for Computing Machinery.
ACM ISBN 978-1-4503-XXXX-X/18/06...\$15.00
<https://doi.org/10.1145/1122445.1122456>

1 INTRODUCTION

VR in healthcare has long been envisioned as a promising technology that can potentially approximate the face-to-face communication between patients and medical professionals (e.g., doctors and nurses) [8, 11, 17]. With social VR technologies, multiple users are able to "meet" in a shared, immersive virtual environment and interact with the virtual representations of each other [9]. One of the pioneer VR applications in healthcare was developed in the 1990s, with the main purpose of visualizing complex medical data for medical professionals to prepare for surgery [23]. So far, many VR healthcare applications have been developed for medical training [20], psychological consultation [21] and remote (psycho)therapy [2].

According to a national survey (2006-2017) in US [19], the time people spent traveling to healthcare services was the longest compared to other professional services like legal services or government activities. The time spent traveling and waiting for healthcare services was over 50% of the time actually spent receiving care. Beside the time cost, traveling for healthcare can be painful for the patients who have disabilities or suffer from chronic disease.

For this demo, we chose the knee osteoarthritis treatment as a use case. The motivation behind this work is to reduce the traveling time and support remote communication between patients and medical professionals. This demo shows a social VR clinic that is built to simulate the real face-to-face (F2F) consultation process and facilities in the hospital, in which patients can interact with the nurses and virtual artifacts. The virtual clinic is implemented with visualized medical information, interactive 3D anatomical models, walk-in consultation and surgery rooms, and most importantly a virtual injection tool with haptic feedback to help train patients to inject medicine to the knee.

2 RELATED WORK

Remote consultation solutions (e.g., VR, video conferencing) cannot completely replace F2F consultations, due to the medical regulations and specific equipment requirements [7]. The social VR clinic in this paper focuses on only one part of the treatment, in which no medical examinations are needed. The goal is to facilitate the real-time remote communication, through structuring and visualizing the information in a 3D virtual clinic. In our social VR clinic, the representations of the patients and doctors are in the form of human-like avatars, with only upper body and hands visible. Research on the influence of user representation realism or the types of user representations are out of the scope of this demo.

VR technologies are considered as an extension to communication technologies such as video conferencing, and are explored as new tools for healthcare, including disseminating health information, providing remote (psycho) therapies [1], and training medical professionals [16]. Medical consultations in VR are distinguished from video consultations by their capacity to portray 3D spatial information [27], to exploit users' natural behaviors, and to immerse users in the virtual world. VR can use avatars to offer appearance, gestures, directional voice, and the ability to interact with the environment and virtual artifacts [10]. Even though video conferencing simulates F2F communication quite authentically [6], the visual view in videos is still fundamentally different from sharing the same

physical space. Walia et al. [28] see VR as a supplemental solution to the nursing shortage and to assist patients with disabilities.

VR is gradually changing from an isolated private experience to a social medium [4]. Social VR invites multiple users to meet and interact in the same virtual environment [5, 15]. Recently, commercial VR platforms, such as Sansar, AltspaceVR, and Facebook Horizon all seek to include social VR features in their systems [9, 13, 22, 24, 29], enabling users to interact with one another under the mediation of a virtual body. Apart from commercial social VR solutions, academic research has also investigated social VR technologies and use cases. Orts-Escolano et al. [18] demonstrated a real-time high-quality 3D reconstructions of an entire space, which enables low-latency communication between two or more remote users, almost as if they were co-presented in the same physical space. Cavallo et al. [3] created a collaborative VR/AR space, where remote users are able to interact in a 3D environment and play with virtual artifacts in real time. These social VR systems show the potential to offer immersive experience approximating the real-life one.

3 CONSULTATION EXPERIENCE

The remote consultation experience offered in this demo is based on a patient treatment journey identified in a previous ethnographic study [14]. For patients who need to have the knee replacement surgery, there are typically three consultations.

The first consultation. During the first consultation, the doctor needs to see the patient in person to do the medical examinations, explains the procedure and risks of the surgery, and decides together with the patient about the treatment. Most of the patients start with non-surgical treatments (e.g., medications and injections). Only when the non-surgical treatments do not help, the doctor will suggest the surgery, and schedule two extra consultation appointments.

The second consultation. The second consultation is scheduled with the nurse 6-7 weeks before the surgery. It is a 20-minute Q&A session, where the nurse explains the process for preparing for the surgery, and shows anatomical models of the knee and prosthesis is shown to the patient to help him/her better understand the surgery. Patients are encouraged to ask questions during this consultation. The second consultation involves a lot of conversations and physical interactions.

The third consultation. The third consultation takes about 45 minutes, which is the last consultation happening a few days before the surgery. This consultation is to finally confirm the details of the surgery and to ask the patient to fill in a comprehensive questionnaire about their physical and mental conditions. The third consultation does not involve much verbal or physical interaction.

This demo focuses on the second consultation, where patients do not need medical examinations (e.g., X-ray), and have the most interaction and conversations with the nurse. In addition, this demo also includes a virtual injection training procedure to help patients learn to inject medicines correctly into their knees. Figure 1 shows the four main activities implemented in the social VR clinic. The next section will explain the implementation of the experiences in detail.




Figure 2: The social VR clinic demo: (a) a visualized surgery preparation timeline; (b) a 3D "walk-in" surgery room; (c) 3D interactive knee anatomical and prosthesis models; (d)&(e) train the patient to use an injection tool with haptic feedback.




Figure 3: Use SenseGlove with HTV Vive tracker to position the hands in VR spaces. SenseGlove can track the fingers, hand and wrist of user's hand gestures, and provides force feedback on fingers.

4 IMPLEMENTATION

A combination of spoken and visual information is easier for patients to remember than only verbally explained information [12, 25]. Therefore, the social VR clinic maximizes information visualizations by (1) visualizing the preparation timeline and explaining the medical jargon; (2) allowing the patient to "walk into" a 3D virtual surgery room to "meet" the medical staff, and (3) enabling

the patient to interact with an animated 3D knee anatomical model and a knee prosthesis to see what the differences are before and after the surgery (Figure 2(a)-(c)). By wearing an HTC Vive Pro Eye Head-Mounted Display (HMD)¹, the patient can interact with the virtual nurse, teleport within the virtual rooms and operate the virtual artifacts. The nurse is represented by an avatar, which mirrors the real-time head, hands, mouth and body movements of the nurse. The recorded social VR consultation can be replayed and shared to the patient.

In addition, the patient is equipped with a mechanical VR gloves (SenseGlove²). SenseGlove can position hands in VR using the HTC Vive tracker³, and can accurately track the fingers, hand and wrist of the patient's hand gestures, and provide force feedback on fingers. So, the patient can have the sensation of grasping objects (figure 3). With SenseGlove, the patient can grab, hold and press a virtual injection tool and practice injection with realistic haptic feedback such as feeling the resistance when pressing the plunger of the virtual injection tool (figure 2(d) & (e)).

The prototype is implemented in Unity⁴ (version 2018.4.1f1). The HTC Vive and the tracker are supported by SteamVR Plugin, and

¹<https://www.vive.com/eu/product/vive-pro-eye/>

²<https://www.senseglove.com>, retrieved on March 31, 2020

³<https://www.vive.com/ca/vive-tracker/>, retrieved on March 31, 2020

⁴<https://unity.com/>

the SenseGlove is integrated to unity by the free SenseGlove SDK⁵. The demo project runs on a 2.20 GHz Intel i7 Alienware laptop with an Nvidia RTX 2070 graphics card. Both the HTC VIVE and Sense Glove are wired and connected to the laptop.

The knee and the prosthesis model implementations were adapted based on professionally 3D scanned medical models from *Thingiverse*⁶. We added the material layer and motion to the models in Unity and incorporated them into the prototype. The surgery room is based on an Asset from the Unity Store⁷, including a set of realistic medical devices, furniture objects and animations.

5 DISCUSSION & CONCLUSION

As an extension to technology-mediated communication technologies such as 2D video conferencing, social VR provides many benefits. First, social VR immerses the users in the same virtual world, providing more realistic experience [26]. Second, social VR uses virtual representations to offer embodiment experiences to users, and abilities to interact with the virtual environment and 3D virtual artifacts [10]. Third, social VR brings social connectedness to the experience, allowing people to have a sense of co-presence, and to see and feel from other person's perspective.

In this demo, we present a social VR clinic for patients to remotely consult medical professionals. The goal is to support patients to travel fewer times to the hospital but still communicate well with doctors and nurses, and receive sufficient healthcare. The social VR clinic was implemented to simulate a real consultation office, a walk-in surgery room, 3D anatomical models and facilities in the hospital. More importantly, it offers a virtual injection tool to train patients to inject medicines with haptic feedback. The demo expands on the potential of social VR to help reshape remote medical consultations. Future work will continuously explore use cases for social VR, and investigate more haptic experiences, such as feeling or perceiving the weight of virtual objects.

ACKNOWLEDGMENTS

This work is funded by the European Commission H2020 program, under the grant agreement 762111, *VRTogether*, <http://vrtogether.eu/>. We also would like to thank *SenseGlove* for their help in the implementation.

REFERENCES

- [1] Michelle Aebersold and Dana Tschannen. 2012. Using virtual simulations in second life for teaching and learning in nursing education. *Engaging the Avatar: New Frontiers in Immersive Education* (2012), 311.
- [2] Penny E Bee, Peter Bower, Karina Lovell, Simon Gilbody, David Richards, Linda Gask, and Pamela Roach. 2008. Psychotherapy mediated by remote communication technologies: a meta-analytic review. *BMC psychiatry* 8, 1 (2008), 60.
- [3] Marco Cavallo, Mishal Dholakia, Matous Havlena, Kenneth Oehlert, and Mark Podlasek. 2019. Dataspace: A Reconfigurable Hybrid Reality Environment for Collaborative Information Analysis. *arXiv preprint arXiv:1903.03700* (2019).
- [4] Elena Dzardanova, Vlasios Kasapakis, and Damianos Gavalas. 2018. On the effect of social context in virtual reality: An examination of the determinants of human behavior in shared immersive virtual environments. *IEEE Consumer Electronics Magazine* 7, 4 (2018), 44–52.
- [5] Elena Dzardanova, Vlasios Kasapakis, and Damianos Gavalas. 2018. *Social Virtual Reality*. Springer International Publishing, Cham, 1–3. https://doi.org/10.1007/978-3-319-08234-9_204-1
- [6] Anne-Laure Fayard. 2006. Interacting on a video-mediated stage: The collaborative construction of an interactional video setting. *Information Technology & People* 19, 2 (2006), 152–169.
- [7] Faye Gishen and Naomi Gostelow. 2018. Electronic consultations: a new art in clinical communication?
- [8] Walter Greenleaf. 2016. How VR technology will transform healthcare. In *ACM SIGGRAPH 2016 VR Village*. ACM, 5.
- [9] Paul Heidicker, Eike Langbehn, and Frank Steinicke. 2017. Influence of avatar appearance on presence in social VR. In *2017 IEEE Symposium on 3D User Interfaces (3DUI)*. IEEE, 233–234.
- [10] Trevor Jamieson, Ross Wallace, Katie Armstrong, Payal Agarwal, Bailey Griffin, Ivy Wong, and S Bahtia. 2015. Virtual care: a framework for a patient-centric system. *Toronto: Women's College Hospital Institute for Health Systems Solutions and Virtual Care* (2015).
- [11] K-F Kaltenborn and O Rienhoff. 1993. Virtual reality in medicine. *Methods of information in medicine* 32, 05 (1993), 407–417.
- [12] Roy PC Kessels. 2003. Patients' memory for medical information. *Journal of the Royal Society of Medicine* 96, 5 (2003), 219–222.
- [13] Marc Erich Latoschik, Daniel Roth, Dominik Gall, Jascha Achenbach, Thomas Waltemate, and Mario Botsch. 2017. The effect of avatar realism in immersive social virtual realities. In *Proceedings of the 23rd ACM Symposium on Virtual Reality Software and Technology*. ACM, 39.
- [14] J Li, G Chen, H De Ridder, and P Cesar. [n.d.]. Designing A Social VR Clinic for Medical Consultations. In *Extended Abstracts of the ACM CHI2020 Conference on Human Factors in Computing Systems*.
- [15] Jie Li, Yiping Kong, Thomas Röggl, Francesca De Simone, Swamy Ananthanarayan, Huib de Ridder, Abdallah El Ali, and Pablo Cesar. 2019. Measuring and understanding photo sharing experiences in social Virtual Reality. In *Proceedings of the 2019 CHI Conference on Human Factors in Computing Systems*. ACM, 667.
- [16] Elhassan Makled, Amal Yassien, Passant Elagroudy, Mohamed Magdy, Slim Abdennadher, and Nabila Hamdi. 2019. PathoGenius VR: VR medical training. In *Proceedings of the 8th ACM International Symposium on Pervasive Displays*. ACM, 31.
- [17] Daniel G McDonald and Michael A Shapiro. 1992. I'm Not a Real Doctor, but I Play One in Virtual Reality: Implications of Virtual Reality for Judgments about Reality. *Journal Of Communication* 42, 4 (1992).
- [18] Sergio Orts-Escolano, Christoph Rhemann, Sean Fanello, Wayne Chang, Adarsh Kowdle, Yuri Degtyarev, David Kim, Philip L Davidson, Sameh Khamis, Ming-song Dou, et al. 2016. Holoportation: Virtual 3d teleportation in real-time. In *Proceedings of the 29th Annual Symposium on User Interface Software and Technology*. ACM, 741–754.
- [19] Corwin N. Rhyen. 2019. *Travel and Wait Times Are Longest for Health Care Services*. <https://altarum.org/travel-and-wait>
- [20] Giuseppe Riva. 2014. Medical clinical uses of virtual worlds. In *The Oxford handbook of virtuality*. Oxford University Press, New York, 649–665.
- [21] Giuseppe Riva, Antonios Dakanalis, and Fabrizia Mantovani. 2015. Leveraging psychology of virtual body for health and wellness. *The Handbook of the Psychology of Communication Technology*. Chichester, UK: John Wiley & Sons, Ltd (2015), 528–47.
- [22] Daniel Roth, Jean-Luc Lugin, Dmitri Galakhov, Arvid Hofmann, Gary Bente, Marc Erich Latoschik, and Arnulph Fuhrmann. 2016. Avatar realism and social interaction quality in virtual reality. In *2016 IEEE Virtual Reality (VR)*. IEEE, 277–278.
- [23] Richard M Satava. 1994. Emerging medical applications of virtual reality: A surgeon's perspective. *Artificial Intelligence in Medicine* 6, 4 (1994), 281–288.
- [24] Harrison Jesse Smith and Michael Neff. 2018. Communication behavior in embodied Virtual Reality. In *Proceedings of the 2018 CHI Conference on Human Factors in Computing Systems*. ACM, 289.
- [25] Ann M Thomson, Susan J Cunningham, and Nigel P Hunt. 2001. A comparison of information retention at an initial orthodontic consultation. *The European Journal of Orthodontics* 23, 2 (2001), 169–178.
- [26] C Natalie van der Wal, Annabella Hermans, and Tibor Bosse. 2017. Inducing fear: Cardboard virtual reality and 2D video. In *International Conference on Human-Computer Interaction*. Springer, 711–720.
- [27] Jose E Venson, Jean Berni, Carlos S Maia, A Marques da Silva, Marcos d'Ornelas, and Anderson Maciel. 2016. Medical imaging VR: can immersive 3D aid in diagnosis?. In *Proceedings of the 22nd ACM Conference on Virtual Reality Software and Technology*. ACM, 349–350.
- [28] Nitin Walia, Fatemeh Mariam Zahedi, and Hemant Jain. 2017. Potential of Virtual Worlds for Nursing Care: Lessons and Outcomes. *OJIN: the Online Journal of Issues in Nursing* 23, 1 (2017).
- [29] Thomas Waltemate, Dominik Gall, Daniel Roth, Mario Botsch, and Marc Erich Latoschik. 2018. The impact of avatar personalization and immersion on virtual body ownership, presence, and emotional response. *IEEE transactions on visualization and computer graphics* 24, 4 (2018), 1643–1652.

⁵<https://github.com/Adjuvo/SenseGlove-Unity>

⁶<https://www.thingiverse.com/thing:340254>, retrieved on Aug. 26, 2019

⁷<https://assetstore.unity.com/packages/3d/props/interior/operating-room-18295>, retrieved on Aug. 26, 2019