

A detailed close-up photograph of a scorpion, showing its head with a prominent curved pincer (pedipalp) and its segmented, spiny body (metasoma) extending downwards. The scorpion is positioned vertically on the right side of the cover. The background is a light, neutral color, and the entire cover is framed by dark red vertical bars on the left and right sides.

STINGING THE PREDATORS

A collection of papers
that should never have been published

Edited by
ZEN FAULKES

STINGING THE PREDATORS

A collection of papers that should never have been published

Editing and commentary by Zen Faulkes

Department of Biology, The University of Texas Rio Grande Valley

Email zen.faulkes@utrgv.edu

Twitter [@DoctorZen](https://twitter.com/DoctorZen)

Version 15.0

16 August 2020

DOI: <https://doi.org/10.6084/m9.figshare.5248264>

Original sections of this work are licensed under a Creative Commons CC-BY 4.0 United States License.

Whole number updates indicate when new entries are added. Decimal number updates indicate smaller changes, such as expanded commentary on existing entries, papers being replaced (e.g., text replaced with published PDF), references added, corrections of minor errors, and so on.

The most recent version of this document is available at figshare.com and DoctorZen.net.

Contents

Introduction

The papers

1. The endochronic chemical (March 1948)
2. The Sokal hoax (1996)
3. The blog that called predator (June 2009)
4. Butt maps (December 2010)
5. Abstract theology (August 2011)
6. Random math (September 2012)
7. The Romanian connection (October 2013)
8. The Bohannon *Science* sting (October 2013)
9. Been there, done that (February 2014)
10. “Get me off your fucking mailing list” (November 2014)
11. Cuckoo for cocoa puffs (January 2015)
12. Fake news (May 2015)
13. Alles klar, Kommissar Rex? (February 2016)
14. “Siri, write me a conference abstract” (October 2016)
15. The first Spears (November 2016)
16. The second Spears (December 2016)
17. Doctor Fraud (March 2017)
18. A paper about nothing (April 2017)
19. What an asshole (May 2017)
20. The conceptual penis (May 2017)
21. The garbage’ll do (July 2017)
22. Spam inspires surreal sting (July 2017)
23. Warp 10 (February 2018)
24. Embodied politicians (July 2018)

Contents (continued)

- 25. Consortium (July 2018)
- 26. Intergalactic viruses (September 2018)
- 27. Grievance studies (October 2018)
- 28. The sleeper (November 2018)
- 29. Video killed the PDF star (March 2019)
- 30. Birds. Am I right? (April 2020)
- 31. The misinformation pandemic (August 2020)

Analysis

How much harm is done by predatory journals?

How much harm is done by stings and hoaxes?

From predator to mutualist

Do stings matter?

Colophon

The endochronic chemical

March 1948

This entry is better described as “parody” than “hoax,” because the editor was in on the joke. But this science fiction story has a few things in common with the other deliberate hoaxes in this collection.

In 1947, Isaac Asimov was simultaneously a publishing science fiction author and a graduate student in chemistry. In his memoirs, he wrote, “I had by now spent nine years trying to write well and was afraid I simply might not be able to write badly enough to qualify for my (doctoral) degree.” Asimov’s solution was to write a parody of a scientific article, complete with figures and a fake bibliography.

Asimov sold the article to legendary editor Joseph Campbell, who published it in *Astounding Science Fiction*. While *Astounding* was predominantly a pulp fiction magazine, it also occasionally published non-fiction science. Asimov’s story, “The endochronic properties of resublimated thiotimeline,” was not clearly labeled as parody. That people went to the New York Public Library looking for the journal articles mentioned in the bibliography makes Asimov’s article an inadvertently successful hoax.

Asimov used the fake academic paper format for a second story, “The micropsychiatric applications of thiotimeline” (1953, again in *Astounding Science Fiction*).

Since the stories are neither sting nor hoax, they are not included in this anthology, but they can be found in collections of Asimov’s short stories.

Resources

The fake chemical compound Isaac Asimov invented to punk science writers <https://io9.gizmodo.com/the-fake-chemical-compound-isaac-asimov-invented-to-pun-5887014>

Practice <https://www.futilitycloset.com/2019/04/11/practice-2/>

Astounding Science Fact <http://www.andrew-may.com/asf/fact.htm>

The time Isaac Asimov clowned on chemistry

<https://www.forbes.com/sites/samlemonick/2017/03/31/the-time-isaac-asimov-clowned-on-chemistry/#2ff2a7d6b044>

Astounding Stories #17: The Thiotimeline Papers

<https://nevalalee.wordpress.com/tag/the-micropsychiatric-applications-of-thiotimeline/>

The Sokal hoax

May 1996

Any anthology of “fake” academic papers would be incomplete without mentioning Alan Sokal. In the 1990s, physicist Alan Sokal penned a nonsense paper in reaction to post-modernism that was the vogue in humanities in the United States. Some forms of post-modernism claimed that there was no privileged interpretation of text, which Sokal mocked. His paper carried this position to a *reduction ad absurdum* conclusion by claiming there was no basis for reality. Sokal’s paper also mocked the dense, pretentious writing style of post-modern scholarship.

Sokal successfully published his nonsense paper in the journal *Social Text*. Two decades after its release, no other fake paper has provoked the same public hand-wringing and analysis as Sokal’s paper, with multiple books being printed on the subject.

Sokal’s paper is different from most of the others in this collection. Most “stings” are created to expose completely illegitimate journals with no real connection to academia, which was not the case with *Social Text*. Nevertheless, Sokal may have set a precedent for using spoof papers to draw attention to weak editorial practices.

Resources

Alan Sokal <http://www.physics.nyu.edu/sokal/>

Sokal A, Bricmont J. 1997. *Fashionable Nonsense: Postmodern Intellectuals' Abuse of Science*. Picador USA.

Editors of Lingua Franca. 2000. *The Sokal Hoax: The Sham That Shook the Academy*. Nebraska Press.
<http://www.nebraskapress.unl.edu/bison/9780803279957/>

Sokal A. 2008. *Beyond the Hoax: Science, Philosophy, and Culture*. Oxford University Press.

Transgressing the Boundaries: Towards a Transformative Hermeneutics of Quantum Gravity

Alan D. Sokal
Department of Physics
New York University
4 Washington Place
New York, NY 10003 USA

Internet: SOKAL@NYU.EDU
Telephone: (212) 998-7729
Fax: (212) 995-4016

November 28, 1994

revised May 13, 1995

Typeset in L^AT_EX

Biographical Information

The author is a Professor of Physics at New York University. He has lectured widely in Europe and Latin America, including at the Università di Roma “La Sapienza” and, during the Sandinista government, at the Universidad Nacional Autónoma de Nicaragua. He is co-author with Roberto Fernández and Jürg Fröhlich of *Random Walks, Critical Phenomena, and Triviality in Quantum Field Theory* (Springer, 1992).

Transgressing disciplinary boundaries ... [is] a subversive undertaking since it is likely to violate the sanctuaries of accepted ways of perceiving. Among the most fortified boundaries have been those between the natural sciences and the humanities.

— Valerie Greenberg, *Transgressive Readings* (1990, 1)

The struggle for the transformation of ideology into critical science ... proceeds on the foundation that the critique of all presuppositions of science and ideology must be the only absolute principle of science.

— Stanley Aronowitz, *Science as Power* (1988b, 339)

There are many natural scientists, and especially physicists, who continue to reject the notion that the disciplines concerned with social and cultural criticism can have anything to contribute, except perhaps peripherally, to their research. Still less are they receptive to the idea that the very foundations of their worldview must be revised or rebuilt in the light of such criticism. Rather, they cling to the dogma imposed by the long post-Enlightenment hegemony over the Western intellectual outlook, which can be summarized briefly as follows: that there exists an external world, whose properties are independent of any individual human being and indeed of humanity as a whole; that these properties are encoded in “eternal” physical laws; and that human beings can obtain reliable, albeit imperfect and tentative, knowledge of these laws by hewing to the “objective” procedures and epistemological strictures prescribed by the (so-called) scientific method.

But deep conceptual shifts within twentieth-century science have undermined this Cartesian-Newtonian metaphysics¹; revisionist studies in the history and philosophy of science have cast further doubt on its credibility²; and, most recently, feminist and poststructuralist critiques have demystified the substantive content of mainstream Western scientific practice, revealing the ideology of domination concealed behind the façade of “objectivity”.³ It has thus become increasingly apparent that physical “reality”, no less than social “reality”, is at bottom a social and linguistic construct; that scientific “knowledge”, far from being objective, reflects and encodes the dominant ideologies and power relations of the culture that produced it; that the truth claims of science are inherently theory-laden and self-referential; and consequently, that the discourse of the scientific community, for all its undeniable value, cannot assert a privileged epistemological status with respect to counter-hegemonic narratives emanating from dissident or marginalized communities. These themes can be traced, despite some differences of emphasis, in Aronowitz’s analysis of the cultural fabric that produced quantum mechanics⁴; in

¹Heisenberg (1958), Bohr (1963).

²Kuhn (1970), Feyerabend (1975), Latour (1987), Aronowitz (1988b), Bloor (1991).

³Merchant (1980), Keller (1985), Harding (1986,1991), Haraway (1989,1991), Best (1991).

⁴Aronowitz (1988b, especially chaps. 9 and 12).

Ross' discussion of oppositional discourses in post-quantum science⁵; in Irigaray's and Hayles' exegeses of gender encoding in fluid mechanics⁶; and in Harding's comprehensive critique of the gender ideology underlying the natural sciences in general and physics in particular.⁷

Here my aim is to carry these deep analyses one step farther, by taking account of recent developments in quantum gravity: the emerging branch of physics in which Heisenberg's quantum mechanics and Einstein's general relativity are at once synthesized and superseded. In quantum gravity, as we shall see, the space-time manifold ceases to exist as an objective physical reality; geometry becomes relational and contextual; and the foundational conceptual categories of prior science — among them, existence itself — become problematized and relativized. This conceptual revolution, I will argue, has profound implications for the content of a future postmodern and liberatory science.

My approach will be as follows: First I will review very briefly some of the philosophical and ideological issues raised by quantum mechanics and by classical general relativity. Next I will sketch the outlines of the emerging theory of quantum gravity, and discuss some of the conceptual issues it raises. Finally, I will comment on the cultural and political implications of these scientific developments. It should be emphasized that this article is of necessity tentative and preliminary; I do not pretend to answer all of the questions that I raise. My aim is, rather, to draw the attention of readers to these important developments in physical science, and to sketch as best I can their philosophical and political implications. I have endeavored here to keep mathematics to a bare minimum; but I have taken care to provide references where interested readers can find all requisite details.

Quantum Mechanics: Uncertainty, Complementarity, Discontinuity and Interconnectedness

It is not my intention to enter here into the extensive debate on the conceptual foundations of quantum mechanics.⁸ Suffice it to say that anyone who has seriously studied the equations of quantum mechanics will assent to Heisenberg's measured (pardon the pun) summary of his celebrated *uncertainty principle*:

We can no longer speak of the behaviour of the particle independently of the process of observation. As a final consequence, the natural laws formulated mathematically in quantum theory no longer deal with the elementary particles themselves but with our knowledge of them. Nor is it any longer possible to ask whether or not these particles exist in space and time objectively ...

⁵Ross (1991, introduction and chap. 1).

⁶Irigaray (1985), Hayles (1992).

⁷Harding (1986, especially chaps. 2 and 10); Harding (1991, especially chap. 4).

⁸For a sampling of views, see Jammer (1974), Bell (1987), Albert (1992), Dürr, Goldstein and Zanghì (1992), Weinberg (1992, chap. IV), Coleman (1993), Maudlin (1994), Bricmont (1994).

When we speak of the picture of nature in the exact science of our age, we do not mean a picture of nature so much as a *picture of our relationships with nature*. . . . Science no longer confronts nature as an objective observer, but sees itself as an actor in this interplay between man [*sic*] and nature. The scientific method of analysing, explaining and classifying has become conscious of its limitations, which arise out of the fact that by its intervention science alters and refashions the object of investigation. In other words, method and object can no longer be separated.^{9,10}

Along the same lines, Niels Bohr wrote:

An independent reality in the ordinary physical sense can . . . neither be ascribed to the phenomena nor to the agencies of observation.¹¹

Stanley Aronowitz has convincingly traced this worldview to the crisis of liberal hegemony in Central Europe in the years prior and subsequent to World War I.^{12,13}

A second important aspect of quantum mechanics is its principle of *complementarity* or *dialecticism*. Is light a particle or a wave? Complementarity “is the realization that particle and wave behavior are mutually exclusive, yet that both are necessary for a complete description of all phenomena.”¹⁴ More generally, notes

⁹Heisenberg (1958, 15, 28–29), emphasis in Heisenberg’s original. See also Overstreet (1980), Craige (1982), Hayles (1984), Greenberg (1990), Booker (1990) and Porter (1990) for examples of cross-fertilization of ideas between relativistic quantum theory and literary criticism.

¹⁰Unfortunately, Heisenberg’s uncertainty principle has frequently been misinterpreted by amateur philosophers. As Gilles Deleuze and Félix Guattari (1994, 129–130) lucidly point out,

in quantum physics, Heisenberg’s demon does not express the impossibility of measuring both the speed and the position of a particle on the grounds of a subjective interference of the measure with the measured, but it measures exactly an objective state of affairs that leaves the respective position of two of its particles outside of the field of its actualization, the number of independent variables being reduced and the values of the coordinates having the same probability. . . . Perspectivism, or scientific relativism, is never relative to a subject: it constitutes not a relativity of truth but, on the contrary, a truth of the relative, that is to say, of variables whose cases it orders according to the values it extracts from them in its system of coordinates . . .

¹¹Bohr (1928), cited in Pais (1991, 314).

¹²Aronowitz (1988b, 251–256).

¹³See also Porush (1989) for a fascinating account of how a second group of scientists and engineers — cyberneticists — contrived, with considerable success, to subvert the most revolutionary implications of quantum physics. The main limitation of Porush’s critique is that it remains solely on a cultural and philosophical plane; his conclusions would be immeasurably strengthened by an analysis of economic and political factors. (For example, Porush fails to mention that engineer-cyberneticist Claude Shannon worked for the then-telephone monopoly AT&T.) A careful analysis would show, I think, that the victory of cybernetics over quantum physics in the 1940’s and 50’s can be explained in large part by the centrality of cybernetics to the ongoing capitalist drive for automation of industrial production, compared to the marginal industrial relevance of quantum mechanics.

¹⁴Pais (1991, 23). Aronowitz (1981, 28) has noted that wave-particle duality renders the “will to totality in modern science” severely problematic:

Heisenberg,

the different intuitive pictures which we use to describe atomic systems, although fully adequate for given experiments, are nevertheless mutually exclusive. Thus, for instance, the Bohr atom can be described as a small-scale planetary system, having a central atomic nucleus about which the external electrons revolve. For other experiments, however, it might be more convenient to imagine that the atomic nucleus is surrounded by a system of stationary waves whose frequency is characteristic of the radiation emanating from the atom. Finally, we can consider the atom chemically. ... Each picture is legitimate when used in the right place, but the different pictures are contradictory and therefore we call them mutually complementary.¹⁵

And once again Bohr:

A complete elucidation of one and the same object may require diverse points of view which defy a unique description. Indeed, strictly speaking, the conscious analysis of any concept stands in a relation of exclusion to its immediate application.¹⁶

This foreshadowing of postmodernist epistemology is by no means coincidental. The profound connections between complementarity and deconstruction have recently

The differences within physics between wave and particle theories of matter, the indeterminacy principle discovered by Heisenberg, Einstein's relativity theory, all are accommodations to the impossibility of arriving at a unified field theory, one in which the "anomaly" of difference for a theory which posits identity may be resolved without challenging the presuppositions of science itself.

For further development of these ideas, see Aronowitz (1988a, 524–525, 533).

¹⁵Heisenberg (1958, 40–41).

¹⁶Bohr (1934), cited in Jammer (1974, 102). Bohr's analysis of the complementarity principle also led him to a social outlook which was, for its time and place, notably progressive. Consider the following excerpt from a 1938 lecture (Bohr 1958, 30):

I may perhaps here remind you of the extent to which in certain societies the roles of men and women are reversed, not only regarding domestic and social duties but also regarding behaviour and mentality. Even if many of us, in such a situation, might perhaps at first shrink from admitting the possibility that it is entirely a caprice of fate that the people concerned have their specific culture and not ours, and we not theirs instead of our own, it is clear that even the slightest suspicion in this respect implies a betrayal of the national complacency inherent in any human culture resting in itself.

been elucidated by Froula¹⁷ and Honner¹⁸, and, in great depth, by Plotnitsky.^{19,20,21}

A third aspect of quantum physics is *discontinuity* or *rupture*: as Bohr explained,

[the] essence [of the quantum theory] may be expressed in the so-called quantum postulate, which attributes to any atomic process an essential discontinuity, or rather individuality, completely foreign to the classical theories and symbolized by Planck's quantum of action.²²

A half-century later, the expression “quantum leap” has so entered our everyday vocabulary that we are likely to use it without any consciousness of its origins in physical theory.

Finally, Bell's theorem²³ and its recent generalizations²⁴ show that an act of observation here and now can affect not only the object being observed — as Heisenberg told us — but also an object *arbitrarily far away* (say, on Andromeda galaxy). This phenomenon — which Einstein termed “spooky” — imposes a radical reeval-

¹⁷Froula (1985).

¹⁸Honner (1994).

¹⁹Plotnitsky (1994). This impressive work also explains the intimate connections with Gödel's proof of the incompleteness of formal systems and with Skolem's construction of nonstandard models of arithmetic, as well as with Bataille's general economy. For further discussion of Bataille's physics, see Hochroth (1995).

²⁰Numerous other examples could be adduced. For instance, Barbara Johnson (1989, 12) makes no specific reference to quantum physics; but her description of deconstruction is an eerily exact summary of the complementarity principle:

Instead of a simple “either/or” structure, deconstruction attempts to elaborate a discourse that says *neither* “either/or”, *nor* “both/and” nor even “neither/nor”, while at the same time not totally abandoning these logics either.

See also McCarthy (1992) for a thought-provoking analysis that raises disturbing questions about the “complicity” between (nonrelativistic) quantum physics and deconstruction.

²¹Permit me in this regard a personal recollection: Fifteen years ago, when I was a graduate student, my research in relativistic quantum field theory led me to an approach which I called “de[con]structive quantum field theory” (Sokal 1982). Of course, at that time I was completely ignorant of Jacques Derrida's work on deconstruction in philosophy and literary theory. In retrospect, however, there is a striking affinity: my work can be read as an exploration of how the orthodox discourse (e.g. Itzykson and Zuber 1980) on scalar quantum field theory in four-dimensional space-time (in technical terms, “renormalized perturbation theory” for the φ_4^4 theory) can be seen to assert its own unreliability and thereby to undermine its own affirmations. Since then, my work has shifted to other questions, mostly connected with phase transitions; but subtle homologies between the two fields can be discerned, notably the theme of discontinuity (see Notes 22 and 81 below). For further examples of deconstruction in quantum field theory, see Merz and Knorr Cetina (1994).

²² Bohr (1928), cited in Jammer (1974, 90).

²³ Bell (1987, especially chaps. 10 and 16). See also Maudlin (1994, chap. 1) for a clear account presupposing no specialized knowledge beyond high-school algebra.

²⁴ Greenberger *et al.* (1989,1990), Mermin (1990,1993).

uation of the traditional mechanistic concepts of space, object and causality²⁵, and suggests an alternative worldview in which the universe is characterized by interconnectedness and (w)holism: what physicist David Bohm has called “implicate order”.²⁶ New Age interpretations of these insights from quantum physics have often gone overboard in unwarranted speculation, but the general soundness of the argument is undeniable.²⁷ In Bohr’s words, “Planck’s discovery of the *elementary quantum of action* ... revealed a feature of *wholeness* inherent in atomic physics, going far beyond the ancient idea of the limited divisibility of matter.”²⁸

Hermeneutics of Classical General Relativity

In the Newtonian mechanistic worldview, space and time are distinct and absolute.²⁹ In Einstein’s special theory of relativity (1905), the distinction between space and

²⁵ Aronowitz (1988b, 331) has made a provocative observation concerning nonlinear causality in quantum mechanics and its relation to the social construction of time:

Linear causality assumes that the relation of cause and effect can be expressed as a function of temporal succession. Owing to recent developments in quantum mechanics, we can postulate that it is possible to know the effects of absent causes; that is, speaking metaphorically, effects may anticipate causes so that our perception of them may precede the physical occurrence of a “cause.” The hypothesis that challenges our conventional conception of linear time and causality and that asserts the possibility of time’s reversal also raises the question of the degree to which the concept of “time’s arrow” is inherent in all scientific theory. If these experiments are successful, the conclusions about the way time as “clock-time” has been constituted historically will be open to question. We will have “proved” by means of experiment what has long been suspected by philosophers, literary and social critics: that time is, in part, a conventional construction, its segmentation into hours and minutes a product of the need for industrial discipline, for rational organization of social labor in the early bourgeois epoch.

The theoretical analyses of Greenberger *et al.* (1989,1990) and Mermin (1990,1993) provide a striking example of this phenomenon; see Maudlin (1994) for a detailed analysis of the implications for concepts of causality and temporality. An experimental test, extending the work of Aspect *et al.* (1982), will likely be forthcoming within the next few years.

²⁶ Bohm (1980). The intimate relations between quantum mechanics and the mind-body problem are discussed in Goldstein (1983, chaps. 7 and 8).

²⁷ Among the voluminous literature, the book by Capra (1975) can be recommended for its scientific accuracy and its accessibility to non-specialists. In addition, the book by Shelldrake (1981), while occasionally speculative, is in general sound. For a sympathetic but critical analysis of New Age theories, see Ross (1991, chap. 1). For a critique of Capra’s work from a Third World perspective, see Alvares (1992, chap. 6).

²⁸ Bohr (1963, 2), emphasis in Bohr’s original.

²⁹ Newtonian atomism treats particles as hyperseparated in space and time, backgrounding their interconnectedness (Plumwood 1993a, 125); indeed, “the only ‘force’ allowed within the mechanistic framework is that of kinetic energy — the energy of motion by contact — all other purported forces, including action at a distance, being regarded as occult” (Mathews 1991, 17). For critical analyses of the Newtonian mechanistic worldview, see Weil (1968, especially chap. 1), Merchant (1980), Berman (1981), Keller (1985, chaps. 2 and 3), Mathews (1991, chap. 1) and Plumwood (1993a, chap. 5).

time dissolves: there is only a new unity, four-dimensional space-time, and the observer's perception of "space" and "time" depends on her state of motion.³⁰ In Hermann Minkowski's famous words (1908):

Henceforth space by itself, and time by itself, are doomed to fade away into mere shadows, and only a kind of union of the two will preserve an independent reality.³¹

Nevertheless, the underlying geometry of Minkowskian space-time remains absolute.³²

It is in Einstein's general theory of relativity (1915) that the radical conceptual break occurs: the space-time geometry becomes contingent and dynamical, encoding in itself the gravitational field. Mathematically, Einstein breaks with the tradition dating back to Euclid (and which is inflicted on high-school students even today!), and employs instead the non-Euclidean geometry developed by Riemann. Einstein's equations are highly nonlinear, which is why traditionally-trained mathematicians find them so difficult to solve.³³ Newton's gravitational theory corresponds to the

³⁰According to the traditional textbook account, special relativity is concerned with the coordinate transformations relating *two* frames of reference in uniform relative motion. But this is a misleading oversimplification, as Latour (1988) has pointed out:

How can one decide whether an observation made in a train about the behaviour of a falling stone can be made to coincide with the observation made of the same falling stone from the embankment? If there are only one, or even *two*, frames of reference, no solution can be found since the man in the train claims he observes a straight line and the man on the embankment a parabola. ... Einstein's solution is to consider *three* actors: one in the train, one on the embankment and a third one, the author [enunciator] or one of its representants, who tries to superimpose the coded observations sent back by the two others. ... [W]ithout the enunciator's position (hidden in Einstein's account), and without the notion of centres of calculation, Einstein's own technical argument is ununderstandable ... [pp. 10–11 and 35, emphasis in original]

In the end, as Latour wittily but accurately observes, special relativity boils down to the proposition that

more frames of reference with less privilege can be accessed, reduced, accumulated and combined, observers can be delegated to a few more places in the infinitely large (the cosmos) and the infinitely small (electrons), and the readings they send will be understandable. His [Einstein's] book could well be titled: 'New Instructions for Bringing Back Long-Distance Scientific Travellers'. [pp. 22–23]

Latour's critical analysis of Einstein's logic provides an eminently accessible introduction to special relativity for non-scientists.

³¹Minkowski (1908), translated in Lorentz *et al.* (1952, 75).

³²It goes without saying that special relativity proposes new concepts not only of space and time but also of mechanics. In special relativity, as Virilio (1991, 136) has noted, "the dromospheric space, space-speed, is physically described by what is called the 'logistic equation,' the result of the product of the mass displaced by the speed of its displacement, $M \times V$." This radical alteration of the Newtonian formula has profound consequences, particularly in the quantum theory; see Lorentz *et al.* (1952) and Weinberg (1992) for further discussion.

³³Steven Best (1991, 225) has put his finger on the crux of the difficulty, which is that "unlike the linear equations used in Newtonian and even quantum mechanics, non-linear equations do [not]

crude (and conceptually misleading) truncation of Einstein's equations in which the nonlinearity is simply ignored. Einstein's general relativity therefore subsumes all the putative successes of Newton's theory, while going beyond Newton to predict radically new phenomena that arise directly from the nonlinearity: the bending of starlight by the sun, the precession of the perihelion of Mercury, and the gravitational collapse of stars into black holes.

General relativity is so weird that some of its consequences — deduced by impeccable mathematics, and increasingly confirmed by astrophysical observation — read like science fiction. Black holes are by now well known, and wormholes are beginning to make the charts. Perhaps less familiar is Gödel's construction of an Einstein space-time admitting closed timelike curves: that is, a universe in which it is possible to travel *into one's own past*!³⁴

have the simple additive property whereby chains of solutions can be constructed out of simple, independent parts". For this reason, the strategies of atomization, reductionism and context-stripping that underlie the Newtonian scientific methodology simply do not work in general relativity.

³⁴Gödel (1949). For a summary of recent work in this area, see 't Hooft (1993).

Thus, general relativity forces upon us radically new and counterintuitive notions of space, time and causality^{35,36,37,38}; so it is not surprising that it has had a profound impact not only on the natural sciences but also on philosophy, literary criticism, and the human sciences. For example, in a celebrated symposium three decades ago on *Les Langages Critiques et les Sciences de l'Homme*, Jean Hyppolite raised an incisive question about Jacques Derrida's theory of structure and sign in scientific discourse:

³⁵These new notions of space, time and causality are *in part* foreshadowed already in special relativity. Thus, Alexander Argyros (1991, 137) has noted that

in a universe dominated by photons, gravitons, and neutrinos, that is, in the very early universe, the theory of special relativity suggests that any distinction between before and after is impossible. For a particle traveling at the speed of light, or one traversing a distance that is in the order of the Planck length, all events are simultaneous.

However, I cannot agree with Argyros' conclusion that Derridean deconstruction is therefore inapplicable to the hermeneutics of early-universe cosmology: Argyros' argument to this effect is based on an impermissibly totalizing use of special relativity (in technical terms, "light-cone coordinates") in a context where *general* relativity is inescapable. (For a similar but less innocent error, see Note 40 below.)

³⁶Jean-François Lyotard (1989, 5–6) has pointed out that not only general relativity, but also modern elementary-particle physics, imposes new notions of time:

In contemporary physics and astrophysics ... a particle has a sort of elementary memory and consequently a temporal filter. This is why contemporary physicists tend to think that time emanates from matter itself, and that it is not an entity outside or inside the universe whose function it would be to gather all different times into universal history. It is only in certain regions that such — only partial — syntheses could be detected. There would on this view be areas of determinism where complexity is increasing.

Furthermore, Michel Serres (1992, 89–91) has noted that chaos theory (Gleick 1987) and percolation theory (Stauffer 1985) have contested the traditional linear concept of time:

Time does not always flow along a line ... or a plane, but along an extraordinarily complex manifold, as if it showed stopping points, ruptures, sinks [*puits*], funnels of overwhelming acceleration [*cheminées d'accélération foudroyante*], rips, lacunae, all sown randomly ... Time flows in a turbulent and chaotic manner; it percolates. [Translation mine. Note that in the theory of dynamical systems, "*puits*" is a technical term meaning "sink", i.e. the opposite of "source".]

These multiple insights into the nature of time, provided by different branches of physics, are a further illustration of the complementarity principle.

³⁷General relativity can arguably be read as corroborating the Nietzschean deconstruction of causality (see e.g. Culler 1982, 86–88), although some relativists find this interpretation problematic. In quantum mechanics, by contrast, this phenomenon is rather firmly established (see Note 25 above).

³⁸General relativity is also, of course, the starting point for contemporary astrophysics and physical cosmology. See Mathews (1991, 59–90, 109–116, 142–163) for a detailed analysis of the connections between general relativity (and its generalizations called "geometrodynamics") and an ecological worldview. For an astrophysicist's speculations along similar lines, see Primack and Abrams (1995).

When I take, for example, the structure of certain algebraic constructions [ensembles], where is the center? Is the center the knowledge of general rules which, after a fashion, allow us to understand the interplay of the elements? Or is the center certain elements which enjoy a particular privilege within the ensemble? ... With Einstein, for example, we see the end of a kind of privilege of empiric evidence. And in that connection we see a constant appear, a constant which is a combination of space-time, which does not belong to any of the experimenters who live the experience, but which, in a way, dominates the whole construct; and this notion of the constant — is this the center?³⁹

Derrida's perceptive reply went to the heart of classical general relativity:

The Einsteinian constant is not a constant, is not a center. It is the very concept of variability — it is, finally, the concept of the game. In other words, it is not the concept of *something* — of a center starting from which an observer could master the field — but the very concept of the game ...⁴⁰

In mathematical terms, Derrida's observation relates to the invariance of the Einstein field equation $G_{\mu\nu} = 8\pi GT_{\mu\nu}$ under nonlinear space-time diffeomorphisms (self-mappings of the space-time manifold which are infinitely differentiable but not necessarily analytic). The key point is that this invariance group “acts transitively”: this means that any space-time point, if it exists at all, can be transformed into any other. In this way the infinite-dimensional invariance group erodes the distinction between observer and observed; the π of Euclid and the G of Newton, formerly thought to be constant and universal, are now perceived in their ineluctable historicity; and the putative observer becomes fatally de-centered, disconnected from any epistemic link to a space-time point that can no longer be defined by geometry alone.

Quantum Gravity: String, Weave or Morphogenetic Field?

However, this interpretation, while adequate within classical general relativity, becomes incomplete within the emerging postmodern view of quantum gravity. When even the gravitational field — geometry incarnate — becomes a non-commuting (and hence nonlinear) operator, how can the classical interpretation of $G_{\mu\nu}$ as a geometric entity be sustained? Now not only the observer, but the very concept of geometry, becomes relational and contextual.

³⁹Discussion to Derrida (1970, 265–266).

⁴⁰ Derrida (1970, 267). Right-wing critics Gross and Levitt (1994, 79) have ridiculed this statement, willfully misinterpreting it as an assertion about *special* relativity, in which the Einsteinian constant c (the speed of light in vacuum) is of course constant. No reader conversant with modern physics — except an ideologically biased one — could fail to understand Derrida's unequivocal reference to *general* relativity.

The synthesis of quantum theory and general relativity is thus the central unsolved problem of theoretical physics⁴¹; no one today can predict with confidence what will be the language and ontology, much less the content, of this synthesis, when and if it comes. It is, nevertheless, useful to examine historically the metaphors and imagery that theoretical physicists have employed in their attempts to understand quantum gravity.

The earliest attempts — dating back to the early 1960’s — to visualize geometry on the Planck scale (about 10^{-33} centimeters) portrayed it as “space-time foam”: bubbles of space-time curvature, sharing a complex and ever-changing topology of interconnections.⁴² But physicists were unable to carry this approach farther, perhaps due to the inadequate development at that time of topology and manifold theory (see below).

In the 1970’s physicists tried an even more conventional approach: simplify the Einstein equations by pretending that they are *almost linear*, and then apply the standard methods of quantum field theory to the thus-oversimplified equations. But this method, too, failed: it turned out that Einstein’s general relativity is, in technical language, “perturbatively nonrenormalizable”.⁴³ This means that the strong nonlinearities of Einstein’s general relativity are intrinsic to the theory; any attempt to pretend that the nonlinearities are weak is simply self-contradictory. (This is not surprising: the almost-linear approach destroys the most characteristic features of general relativity, such as black holes.)

In the 1980’s a very different approach, known as string theory, became popular: here the fundamental constituents of matter are not point-like particles but rather tiny (Planck-scale) closed and open strings.⁴⁴ In this theory, the space-time manifold does not exist as an objective physical reality; rather, space-time is a derived concept, an approximation valid only on large length scales (where “large” means “much larger than 10^{-33} centimeters”!). For a while many enthusiasts of string theory thought they were closing in on a Theory of Everything — modesty is not

⁴¹Luce Irigaray (1987, 77–78) has pointed out that the contradictions between quantum theory and field theory are in fact the culmination of a historical process that began with Newtonian mechanics:

The Newtonian break has ushered scientific enterprise into a world where sense perception is worth little, a world which can lead to the annihilation of the very stakes of physics’ object: the matter (whatever the predicates) of the universe and of the bodies that constitute it. In this very science, moreover [*d’ailleurs*], cleavages exist: quantum theory/field theory, mechanics of solids/dynamics of fluids, for example. But the imperceptibility of the matter under study often brings with it the paradoxical privilege of *solidity* in discoveries and a delay, even an abandoning of the analysis of the infinity [*l’in-fini*] of the fields of force.

I have here corrected the translation of “*d’ailleurs*”, which means “moreover” or “besides” (not “however”).

⁴²Wheeler (1964).

⁴³Isham (1991, sec. 3.1.4).

⁴⁴Green, Schwarz and Witten (1987).

one of their virtues — and some still think so. But the mathematical difficulties in string theory are formidable, and it is far from clear that they will be resolved any time soon.

More recently, a small group of physicists has returned to the full nonlinearities of Einstein’s general relativity, and — using a new mathematical symbolism invented by Abhay Ashtekar — they have attempted to visualize the structure of the corresponding quantum theory.⁴⁵ The picture they obtain is intriguing: As in string theory, the space-time manifold is only an approximation valid at large distances, not an objective reality. At small (Planck-scale) distances, the geometry of space-time is a *weave*: a complex interconnection of threads.

Finally, an exciting proposal has been taking shape over the past few years in the hands of an interdisciplinary collaboration of mathematicians, astrophysicists and biologists: this is the theory of the morphogenetic field.⁴⁶ Since the mid-1980’s evidence has been accumulating that this field, first conceptualized by developmental biologists⁴⁷, is in fact closely linked to the quantum *gravitational* field⁴⁸: (a) it pervades all space; (b) it interacts with all matter and energy, irrespective of whether or not that matter/energy is magnetically charged; and, most significantly, (c) it is what is known mathematically as a “symmetric second-rank tensor”. All three properties are characteristic of gravity; and it was proven some years ago that the only self-consistent *nonlinear* theory of a symmetric second-rank tensor field is, at least at low energies, precisely Einstein’s general relativity.⁴⁹ Thus, if the evidence for (a), (b) and (c) holds up, we can infer that the morphogenetic field is the quantum counterpart of Einstein’s gravitational field. Until recently this theory has been ignored or even scorned by the high-energy-physics establishment, who have traditionally resented the encroachment of biologists (not to mention humanists) on their “turf”.⁵⁰ However, some theoretical physicists have recently begun to give this theory a second look, and there are good prospects for progress in the near future.⁵¹

⁴⁵Ashtekar, Rovelli and Smolin (1992), Smolin (1992).

⁴⁶Sheldrake (1981,1991), Briggs and Peat (1984, chap. 4), Granero-Porati and Porati (1984), Kazarinoff (1985), Schiffmann (1989), Psarev (1990), Brooks and Castor (1990), Heinonen, Kilpeläinen and Martio (1992), Rensing (1993). For an in-depth treatment of the mathematical background to this theory, see Thom (1975,1990); and for a brief but insightful analysis of the philosophical underpinnings of this and related approaches, see Ross (1991, 40–42, 253n).

⁴⁷Waddington (1965), Corner (1966), Gierer *et al.* (1978).

⁴⁸Some early workers thought that the morphogenetic field might be related to the electromagnetic field, but it is now understood that this is merely a suggestive analogy: see Sheldrake (1981, 77, 90) for a clear exposition. Note also point (b) below.

⁴⁹Boulware and Deser (1975).

⁵⁰For another example of the “turf” effect, see Chomsky (1979, 6–7).

⁵¹To be fair to the high-energy-physics establishment, I should mention that there is also an honest intellectual reason for their opposition to this theory: inasmuch as it posits a subquantum interaction linking patterns throughout the universe, it is, in physicists’ terminology, a “non-local

It is still too soon to say whether string theory, the space-time weave or morphogenetic fields will be confirmed in the laboratory: the experiments are not easy to perform. But it is intriguing that all three theories have similar conceptual characteristics: strong nonlinearity, subjective space-time, inexorable flux, and a stress on the topology of interconnectedness.

Differential Topology and Homology

Unbeknownst to most outsiders, theoretical physics underwent a significant transformation — albeit not yet a true Kuhnian paradigm shift — in the 1970's and 80's: the traditional tools of mathematical physics (real and complex analysis), which deal with the space-time manifold only locally, were supplemented by topological approaches (more precisely, methods from differential topology⁵²) that account for the global (holistic) structure of the universe. This trend was seen in the analysis of anomalies in gauge theories⁵³; in the theory of vortex-mediated phase transitions⁵⁴; and in string and superstring theories.⁵⁵ Numerous books and review articles on “topology for physicists” were published during these years.⁵⁶

At about the same time, in the social and psychological sciences Jacques Lacan pointed out the key role played by differential topology:

This diagram [the Möbius strip] can be considered the basis of a sort of essential inscription at the origin, in the knot which constitutes the subject. This goes much further than you may think at first, because you can search for the sort of surface able to receive such inscriptions. You can perhaps see that the sphere,

field theory”. Now, the history of classical theoretical physics since the early 1800's, from Maxwell's electrodynamics to Einstein's general relativity, can be read in a very deep sense as a trend away from action-at-a-distance theories and towards *local field theories*: in technical terms, theories expressible by partial differential equations (Einstein and Infeld 1961, Hayles 1984). So a non-local field theory definitely goes against the grain. On the other hand, as Bell (1987) and others have convincingly argued, the key property of quantum mechanics is precisely its *non-locality*, as expressed in Bell's theorem and its generalizations (see Notes 23 and 24 above). Therefore, a non-local field theory, although jarring to physicists' classical intuition, is not only natural but in fact *preferred* (and possibly even *mandatory*?) in the quantum context. This is why classical general relativity is a local field theory, while quantum gravity (whether string, weave or morphogenetic field) is inherently non-local.

⁵²Differential topology is the branch of mathematics concerned with those properties of surfaces (and higher-dimensional manifolds) that are unaffected by smooth deformations. The properties it studies are therefore primarily qualitative rather than quantitative, and its methods are holistic rather than Cartesian.

⁵³Alvarez-Gaumé (1985). The alert reader will notice that anomalies in “normal science” are the usual harbinger of a *future* paradigm shift (Kuhn 1970).

⁵⁴Kosterlitz and Thouless (1973). The flowering of the theory of phase transitions in the 1970's probably reflects an increased emphasis on discontinuity and rupture in the wider culture: see Note 81 below.

⁵⁵Green, Schwarz and Witten (1987).

⁵⁶A typical such book is Nash and Sen (1983).

that old symbol for totality, is unsuitable. A torus, a Klein bottle, a cross-cut surface, are able to receive such a cut. And this diversity is very important as it explains many things about the structure of mental disease. If one can symbolize the subject by this fundamental cut, in the same way one can show that a cut on a torus corresponds to the neurotic subject, and on a cross-cut surface to another sort of mental disease.^{57,58}

As Althusser rightly commented, “Lacan finally gives Freud’s thinking the scientific concepts that it requires”.⁵⁹ More recently, Lacan’s *topologie du sujet* has been applied fruitfully to cinema criticism⁶⁰ and to the psychoanalysis of AIDS.⁶¹ In mathematical terms, Lacan is here pointing out that the first homology group⁶² of the sphere is trivial, while those of the other surfaces are profound; and this homology is linked with the connectedness or disconnectedness of the surface after one or more cuts.⁶³ Furthermore, as Lacan suspected, there is an intimate connection between the external structure of the physical world and its inner psychological representation *qua* knot theory: this hypothesis has recently been confirmed by Witten’s derivation of knot invariants (in particular the Jones polynomial⁶⁴) from

⁵⁷Lacan (1970, 192–193), lecture given in 1966. For an in-depth analysis of Lacan’s use of ideas from mathematical topology, see Juranville (1984, chap. VII), Granon-Lafont (1985,1990), Vapereau (1985) and Nasio (1987,1992); a brief summary is given by Leupin (1991). See Hayles (1990, 80) for an intriguing connection between Lacanian topology and chaos theory; unfortunately she does not pursue it. See also Žižek (1991, 38–39, 45–47) for some further homologies between Lacanian theory and contemporary physics. Lacan also made extensive use of concepts from set-theoretic number theory: see e.g. Miller (1977/78) and Ragland-Sullivan (1990).

⁵⁸In bourgeois social psychology, topological ideas had been employed by Kurt Lewin as early as the 1930’s, but this work foundered for two reasons: first, because of its individualist ideological preconceptions; and second, because it relied on old-fashioned point-set topology rather than modern differential topology and catastrophe theory. Regarding the second point, see Back (1992).

⁵⁹Althusser (1993, 50): “Il suffit, à cette fin, reconnaître que Lacan confère enfin à la pensée de Freud, les concepts scientifiques qu’elle exige”. This famous essay on “Freud and Lacan” was first published in 1964, before Lacan’s work had reached its highest level of mathematical rigor. It was reprinted in English translation in 1969 (*New Left Review*).

⁶⁰Miller (1977/78, especially pp. 24–25). This article has become quite influential in film theory: see e.g. Jameson (1982, 27–28) and the references cited there. As Strathausen (1994, 69) indicates, Miller’s article is tough going for the reader not well versed in the mathematics of set theory. But it is well worth the effort. For a gentle introduction to set theory, see Bourbaki (1970).

⁶¹Dean (1993, especially pp. 107–108).

⁶²Homology theory is one of the two main branches of the mathematical field called *algebraic topology*. For an excellent introduction to homology theory, see Munkres (1984); or for a more popular account, see Eilenberg and Steenrod (1952). A fully relativistic homology theory is discussed e.g. in Eilenberg and Moore (1965). For a dialectical approach to homology theory and its dual, cohomology theory, see Massey (1978). For a cybernetic approach to homology, see Saludes i Closa (1984).

⁶³For the relation of homology to cuts, see Hirsch (1976, 205–208); and for an application to collective movements in quantum field theory, see Caracciolo *et al.* (1993, especially app. A.1).

⁶⁴Jones (1985).

three-dimensional Chern-Simons quantum field theory.⁶⁵

Analogous topological structures arise in quantum gravity, but inasmuch as the manifolds involved are multidimensional rather than two-dimensional, higher homology groups play a role as well. These multidimensional manifolds are no longer amenable to visualization in conventional three-dimensional Cartesian space: for example, the projective space RP^3 , which arises from the ordinary 3-sphere by identification of antipodes, would require a Euclidean embedding space of dimension at least 5.⁶⁶ Nevertheless, the higher homology groups can be perceived, at least approximately, via a suitable multidimensional (nonlinear) logic.^{67,68}

Manifold Theory: (W)holes and Boundaries

Luce Irigaray, in her famous article “Is the Subject of Science Sexed?”, pointed out that

the mathematical sciences, in the theory of wholes [*théorie des ensembles*], concern themselves with closed and open spaces ... They concern themselves very little with the question of the partially open, with wholes that are not clearly delineated [*ensembles flous*], with any analysis of the problem of borders [*bords*] ...⁶⁹

In 1982, when Irigaray’s essay first appeared, this was an incisive criticism: differential topology has traditionally privileged the study of what are known technically as “manifolds without boundary”. However, in the past decade, under the impetus of the feminist critique, some mathematicians have given renewed attention to the theory of “manifolds with boundary” [*Fr. variétés à bord*].⁷⁰ Perhaps not coinciden-

⁶⁵Witten (1989).

⁶⁶James (1971, 271–272). It is, however, worth noting that the space RP^3 is homeomorphic to the group $SO(3)$ of rotational symmetries of conventional three-dimensional Euclidean space. Thus, some aspects of three-dimensional Euclidicity are preserved (albeit in modified form) in the postmodern physics, just as some aspects of Newtonian mechanics were preserved in modified form in Einsteinian physics.

⁶⁷Kosko (1993). See also Johnson (1977, 481–482) for an analysis of Derrida’s and Lacan’s efforts toward transcending the Euclidean spatial logic.

⁶⁸Along related lines, Eve Seguin (1994, 61) has noted that “logic says nothing about the world and attributes to the world properties that are but constructs of theoretical thought. This explains why physics since Einstein has relied on alternative logics, such as trivalent logic which rejects the principle of the excluded middle.” A pioneering (and unjustly forgotten) work in this direction, likewise inspired by quantum mechanics, is Lupasco (1951). See also Plumwood (1993b, 453–459) for a specifically feminist perspective on nonclassical logics. For a critical analysis of one nonclassical logic (“boundary logic”) and its relation to the ideology of cyberspace, see Markley (1994).

⁶⁹Irigaray (1987, 76–77), essay originally appeared in French in 1982. Irigaray’s phrase “*théorie des ensembles*” can also be rendered as “theory of sets”, and “*bords*” is usually translated in the mathematical context as “boundaries”. Her phrase “*ensembles flous*” may refer to the new mathematical field of “fuzzy sets” (Kaufmann 1973, Kosko 1993).

⁷⁰See e.g. Hamza (1990), McAvity and Osborn (1991), Alexander, Berg and Bishop (1993) and the references cited therein.

tally, it is precisely these manifolds that arise in the new physics of conformal field theory, superstring theory and quantum gravity.

In string theory, the quantum-mechanical amplitude for the interaction of n closed or open strings is represented by a functional integral (basically, a sum) over fields living on a two-dimensional manifold with boundary.⁷¹ In quantum gravity, we may expect that a similar representation will hold, except that the two-dimensional manifold with boundary will be replaced by a multidimensional one. Unfortunately, multidimensionality goes against the grain of conventional linear mathematical thought, and despite a recent broadening of attitudes (notably associated with the study of multidimensional nonlinear phenomena in chaos theory), the theory of multidimensional manifolds with boundary remains somewhat underdeveloped. Nevertheless, physicists' work on the functional-integral approach to quantum gravity continues apace⁷², and this work is likely to stimulate the attention of mathematicians.⁷³

As Igaray anticipated, an important question in all of these theories is: Can the boundary be transgressed (crossed), and if so, what happens then? Technically this is known as the problem of "boundary conditions". At a purely mathematical level, the most salient aspect of boundary conditions is the great diversity of possibilities: for example, "free b.c." (no obstacle to crossing), "reflecting b.c." (specular reflection as in a mirror), "periodic b.c." (re-entrance in another part of the manifold), and "antiperiodic b.c." (re-entrance with 180° twist). The question posed by physicists is: Of all these conceivable boundary conditions, which ones actually occur in the representation of quantum gravity? Or perhaps, do *all* of them occur simultaneously and on an equal footing, as suggested by the complementarity principle?⁷⁴

At this point my summary of developments in physics must stop, for the simple reason that the answers to these questions — if indeed they have univocal answers — are not yet known. In the remainder of this essay, I propose to take as my starting point those features of the theory of quantum gravity which *are* relatively well established (at least by the standards of conventional science), and attempt to draw out their philosophical and political implications.

⁷¹Green, Schwarz and Witten (1987).

⁷²Hamber (1992), Nabutosky and Ben-Av (1993), Kontsevich (1994).

⁷³In the history of mathematics there has been a long-standing dialectic between the development of its "pure" and "applied" branches (Struik 1987). Of course, the "applications" traditionally privileged in this context have been those profitable to capitalists or useful to their military forces: for example, number theory has been developed largely for its applications in cryptography (Loxton 1990). See also Hardy (1967, 120–121, 131–132).

⁷⁴The equal representation of all boundary conditions is also suggested by Chew's bootstrap theory of "subatomic democracy": see Chew (1977) for an introduction, and see Morris (1988) and Markley (1992) for philosophical analysis.

Transgressing the Boundaries: Towards a Liberatory Science

Over the past two decades there has been extensive discussion among critical theorists with regard to the characteristics of modernist versus postmodernist culture; and in recent years these dialogues have begun to devote detailed attention to the specific problems posed by the natural sciences.⁷⁵ In particular, Madsen and Madsen have recently given a very clear summary of the characteristics of modernist versus postmodernist science. They posit two criteria for a postmodern science:

A simple criterion for science to qualify as postmodern is that it be free from any dependence on the concept of objective truth. By this criterion, for example, the complementarity interpretation of quantum physics due to Niels Bohr and the Copenhagen school is seen as postmodernist.⁷⁶

Clearly, quantum gravity is in this respect an archetypal postmodernist science. Secondly,

The other concept which can be taken as being fundamental to postmodern science is that of *essentiality*. Postmodern scientific theories are constructed from those theoretical elements which are essential for the consistency and utility of the theory.⁷⁷

Thus, quantities or objects which are in principle unobservable — such as space-time points, exact particle positions, or quarks and gluons — ought not to be introduced into the theory.⁷⁸ While much of modern physics is excluded by this criterion,

⁷⁵Among the large body of works from a diversity of politically progressive perspectives, the books by Merchant (1980), Keller (1985), Harding (1986), Aronowitz (1988b), Haraway (1991) and Ross (1991) have been especially influential. See also the references cited below.

⁷⁶Madsen and Madsen (1990, 471). The main limitation of the Madsen–Madsen analysis is that it is essentially apolitical; and it hardly needs to be pointed out that disputes over what is *true* can have a profound effect on, and are in turn profoundly affected by, disputes over *political projects*. Thus, Markley (1992, 270) makes a point similar to that of Madsen–Madsen, but rightly situates it in its political context:

Radical critiques of science that seek to escape the constraints of deterministic dialectics must also give over narrowly conceived debates about realism and truth to investigate what kind of realities — political realities — might be engendered by a dialogical bootstrapping. Within a dialogically agitated environment, debates about reality become, in practical terms, irrelevant. “Reality,” finally, is a historical construct.

See Markley (1992, 266–272) and Hobsbawm (1993, 63–64) for further discussion of the political implications.

⁷⁷Madsen and Madsen (1990, 471–472).

⁷⁸Aronowitz (1988b, 292–293) makes a slightly different, but equally cogent, criticism of quantum chromodynamics (the currently hegemonic theory representing nucleons as permanently bound states of quarks and gluons): drawing on the work of Pickering (1984), he notes that

in his [Pickering’s] account, quarks are the name assigned to (absent) phenomena that cohere with particle rather than field theories, which, in each case, offer different,

quantum gravity again qualifies: in the passage from classical general relativity to the quantized theory, space-time points (and indeed the space-time manifold itself) have disappeared from the theory.

However, these criteria, admirable as they are, are insufficient for a *liberatory* postmodern science: they liberate human beings from the tyranny of “absolute truth” and “objective reality”, but not necessarily from the tyranny of other human beings. In Andrew Ross’ words, we need a science “that will be publicly answerable and of some service to progressive interests.”⁷⁹ From a feminist standpoint, Kelly Oliver makes a similar argument:

... in order to be revolutionary, feminist theory cannot claim to describe what exists, or, “natural facts.” Rather, feminist theories should be political tools, strategies for overcoming oppression in specific concrete situations. The goal, then, of feminist theory, should be to develop *strategic* theories — not true theories, not false theories, but strategic theories.⁸⁰

How, then, is this to be done?

In what follows, I would like to discuss the outlines of a liberatory postmodern science on two levels: first, with regard to general themes and attitudes; and second,

although equally plausible, explanations for the same (inferred) observation. That the majority of the scientific community chose one over another is a function of scientists’ preference for the tradition rather than the validity of explanation.

However, Pickering does not reach back far enough into the history of physics to find the basis of the research tradition from which the quark explanation emanates. It may not be found inside the tradition but in the ideology of science, in the differences behind field versus particle theories, simple versus complex explanations, the bias toward certainty rather than indeterminateness.

Along very similar lines, Markley (1992, 269) observes that physicists’ preference for quantum chromodynamics over Chew’s bootstrap theory of “subatomic democracy” (Chew 1977) is a result of ideology rather than data:

It is not surprising, in this regard, that bootstrap theory has fallen into relative disfavor among physicists seeking a GUT (Grand Unified Theory) or TOE (Theory of Everything) to explain the structure of the universe. Comprehensive theories that explain “everything” are products of the privileging of coherence and order in western science. The choice between bootstrap theory and theories of everything that confronts physicists does *not* have to do primarily with the truth-value offered by these accounts of available data but with the narrative structures — indeterminate or deterministic — into which these data are placed and by which they are interpreted.

Unfortunately, the vast majority of physicists are not yet aware of these incisive critiques of one of their most fervently-held dogmas.

For another critique of the hidden ideology of contemporary particle physics, see Kroker *et al.* (1989, 158–162, 204–207). The style of this critique is rather too Baudrillardian for my staid taste, but the content is (except for a few minor inaccuracies) right on target.

⁷⁹Ross (1991, 29). For an amusing example of how this modest demand has driven right-wing scientists into fits of apoplexy (“frighteningly Stalinist” is the chosen epithet), see Gross and Levitt (1994, 91).

⁸⁰Oliver (1989, 146).

with regard to political goals and strategies.

One characteristic of the emerging postmodern science is its stress on nonlinearity and discontinuity: this is evident, for example, in chaos theory and the theory of phase transitions as well as in quantum gravity.⁸¹ At the same time, feminist thinkers have pointed out the need for an adequate analysis of fluidity, in particular turbulent fluidity.⁸² These two themes are not as contradictory as it might at first appear: turbulence connects with strong nonlinearity, and smoothness/fluidity is sometimes associated with discontinuity (e.g. in catastrophe theory⁸³); so a synthesis is by no means out of the question.

Secondly, the postmodern sciences deconstruct and transcend the Cartesian metaphysical distinctions between humankind and Nature, observer and observed, Subject and Object. Already quantum mechanics, earlier in this century, shattered the ingenuous Newtonian faith in an objective, pre-linguistic world of material objects “out there”; no longer could we ask, as Heisenberg put it, whether “particles exist in space and time objectively”. But Heisenberg’s formulation still presupposes the objective existence of space and time as the neutral, unproblematic arena in which quantized particle-waves interact (albeit indeterministically); and it is precisely this would-be arena that quantum gravity problematizes. Just as quantum mechanics informs us that the position and momentum of a particle are brought into being only by the act of observation, so quantum gravity informs us that space and time themselves are contextual, their meaning defined only relative to the mode of observation.⁸⁴

⁸¹ While chaos theory has been deeply studied by cultural analysts — see e.g. Hayles (1990,1991), Argyros (1991), Best (1991), Young (1991,1992), Assad (1993) among many others — the theory of phase transitions has passed largely unremarked. (One exception is the discussion of the renormalization group in Hayles (1990, 154–158).) This is a pity, because discontinuity and the emergence of multiple scales are central features in this theory; and it would be interesting to know how the development of these themes in the 1970’s and afterwards is connected to trends in the wider culture. I therefore suggest this theory as a fruitful field for future research by cultural analysts. Some theorems on discontinuity which may be relevant to this analysis can be found in Van Enter, Fernández and Sokal (1993).

⁸²Irigaray (1985), Hayles (1992). See, however, Schor (1989) for a critique of Irigaray’s undue deference toward conventional (male) science, particularly physics.

⁸³Thom (1975,1990), Arnol’d (1992).

⁸⁴Concerning the Cartesian/Baconian metaphysics, Robert Markley (1991, 6) has observed that

Narratives of scientific progress depend upon imposing binary oppositions — true/false, right/wrong — on theoretical and experimental knowledge, privileging meaning over noise, metonymy over metaphor, monological authority over dialogical contention. . . . [T]hese attempts to fix nature are ideologically coercive as well as descriptively limited. They focus attention only on the small range of phenomena — say, linear dynamics — which seem to offer easy, often idealized ways of modeling and interpreting humankind’s relationship to the universe.

While this observation is informed primarily by chaos theory — and secondarily by nonrelativistic quantum mechanics — it in fact summarizes beautifully the radical challenge to modernist metaphysics posed by quantum gravity.

Thirdly, the postmodern sciences overthrow the static ontological categories and hierarchies characteristic of modernist science. In place of atomism and reductionism, the new sciences stress the dynamic web of relationships between the whole and the part; in place of fixed individual essences (e.g. Newtonian particles), they conceptualize interactions and flows (e.g. quantum fields). Intriguingly, these homologous features arise in numerous seemingly disparate areas of science, from quantum gravity to chaos theory to the biophysics of self-organizing systems. In this way, the postmodern sciences appear to be converging on a new epistemological paradigm, one that may be termed an *ecological* perspective, broadly understood as “recogniz[ing] the fundamental interdependence of all phenomena and the embeddedness of individuals and societies in the cyclical patterns of nature.”⁸⁵

A fourth aspect of postmodern science is its self-conscious stress on symbolism and representation. As Robert Markley points out, the postmodern sciences are increasingly transgressing disciplinary boundaries, taking on characteristics that had heretofore been the province of the humanities:

Quantum physics, hadron bootstrap theory, complex number theory, and chaos theory share the basic assumption that reality cannot be described in linear terms, that nonlinear — and unsolvable — equations are the only means possible to describe a complex, chaotic, and non-deterministic reality. These postmodern theories are — significantly — all metacritical in the sense that they foreground themselves as metaphors rather than as “accurate” descriptions of reality. In terms that are more familiar to literary theorists than to theoretical physicists, we might say that these attempts by scientists to develop new strategies of description represent notes towards a theory of theories, of how representation — mathematical, experimental, and verbal — is inherently complex and problematizing, not a solution but part of the semiotics of investigating the universe.^{86,87}

From a different starting point, Aronowitz likewise suggests that a liberatory science may arise from interdisciplinary sharing of epistemologies:

... natural objects are also socially constructed. It is not a question of whether these natural objects, or, to be more precise, the objects of natural scientific

⁸⁵Capra (1988, 145). One caveat: I have strong reservations about Capra’s use here of the word “cyclical”, which if interpreted too literally could promote a politically regressive quietism. For further analyses of these issues, see Bohm (1980), Merchant (1980,1992), Berman (1981), Prigogine and Stengers (1984), Bowen (1985), Griffin (1988), Kitchener (1988), Callicott (1989, chaps. 6 and 9), Shiva (1990), Best (1991), Haraway (1991,1994), Mathews (1991), Morin (1992), Santos (1992) and Wright (1992).

⁸⁶Markley (1992, 264). A minor quibble: It is not clear to me that complex number theory, which is a new and still quite speculative branch of mathematical physics, ought to be accorded the same epistemological status as the three firmly established sciences cited by Markley.

⁸⁷See Wallerstein (1993, 17–20) for an incisive and closely analogous account of how the post-modern physics is beginning to borrow ideas from the historical social sciences; and see Santos (1989,1992) for a more detailed development.

knowledge, exist independently of the act of knowing. This question is answered by the assumption of “real” time as opposed to the presupposition, common among neo-Kantians, that time always has a referent, that temporality is therefore a relative, not an unconditioned, category. Surely, the earth evolved long before life on earth. The question is whether objects of natural scientific knowledge are constituted outside the social field. If this is possible, we can assume that science or art may develop procedures that effectively neutralize the effects emanating from the means by which we produce knowledge/art. Performance art may be such an attempt.⁸⁸

Finally, postmodern science provides a powerful refutation of the authoritarianism and elitism inherent in traditional science, as well as an empirical basis for a democratic approach to scientific work. For, as Bohr noted, “a complete elucidation of one and the same object may require diverse points of view which defy a unique description” — this is quite simply a fact about the world, much as the self-proclaimed empiricists of modernist science might prefer to deny it. In such a situation, how can a self-perpetuating secular priesthood of credentialed “scientists” purport to maintain a monopoly on the production of scientific knowledge? (Let me emphasize that I am in no way opposed to specialized scientific training; I object only when an elite caste seeks to impose its canon of “high science”, with the aim of excluding *a priori* alternative forms of scientific production by non-members.⁸⁹)

The content and methodology of postmodern science thus provide powerful intellectual support for the progressive political project, understood in its broadest sense: the transgressing of boundaries, the breaking down of barriers, the radical

⁸⁸Aronowitz (1988b, 344).

⁸⁹At this point, the traditional scientist’s response is that work not conforming to the evidentiary standards of conventional science is fundamentally *irrational*, i.e. logically flawed and therefore not worthy of credence. But this refutation is insufficient: for, as Porush (1993) has lucidly observed, modern mathematics and physics have *themselves* admitted a powerful “intrusion of the irrational” in quantum mechanics and Gödel’s theorem — although, understandably, like the Pythagoreans 24 centuries ago, modernist scientists have attempted to exorcise this unwanted irrational element as best they could. Porush makes a powerful plea for a “post-rational epistemology” that would retain the best of conventional Western science while validating alternative ways of knowing.

Note also that Jacques Lacan, from a quite different starting point, came long ago to a similar appreciation of the inevitable role of irrationality in modern mathematics:

If you’ll permit me to use one of those formulas which come to me as I write my notes, human life could be defined as a calculus in which zero was irrational. This formula is just an image, a mathematical metaphor. When I say “irrational,” I’m referring not to some unfathomable emotional state but precisely to what is called an imaginary number. The square root of minus one doesn’t correspond to anything that is subject to our intuition, anything real — in the mathematical sense of the term — and yet, it must be conserved, along with its full function.

[Lacan (1977, 28–29), seminar originally given in 1959.]

For further reflections on irrationality in modern mathematics, see Solomon (1988, 76) and Bloor (1991, 122–125).

democratization of all aspects of social, economic, political and cultural life.⁹⁰ Conversely, one part of this project must involve the construction of a new and truly progressive science that can serve the needs of such a democratized society-to-be. As Markley observes, there seem to be two more-or-less mutually exclusive choices available to the progressive community:

On the one hand, politically progressive scientists can try to recuperate existing practices for moral values they uphold, arguing that their right-wing enemies are defacing nature and that they, the counter-movement, have access to the truth. [But] the state of the biosphere — air pollution, water pollution, disappearing rain forests, thousands of species on the verge of extinction, large areas of land burdened far beyond their carrying capacity, nuclear power plants, nuclear weapons, clearcuts where there used to be forests, starvation, malnutrition, disappearing wetlands, nonexistent grass lands, and a rash of environmentally caused diseases — suggests that the realist dream of scientific progress, of recapturing rather than revolutionizing existing methodologies and technologies, is, at worst, irrelevant to a political struggle that seeks something more than a reenactment of state socialism.⁹¹

The alternative is a profound reconception of science as well as politics:

[T]he dialogical move towards redefining systems, of seeing the world not only as an ecological whole but as a set of competing systems — a world held together by the tensions among various natural and human interests — offers the possibility of redefining what science is and what it does, of restructuring deterministic schemes of scientific education in favor of ongoing dialogues about how we intervene in our environment.⁹²

It goes without saying that postmodernist science unequivocally favors the latter, deeper approach.

In addition to redefining the content of science, it is imperative to restructure and redefine the institutional loci in which scientific labor takes place — universities, government labs, and corporations — and reframe the reward system that pushes scientists to become, often against their own better instincts, the hired guns of capitalists and the military. As Aronowitz has noted, “One third of the 11,000 physics graduate students in the United States are in the single subfield of solid state physics, and all of them will be able to get jobs in that subfield.”⁹³ By

⁹⁰See e.g. Aronowitz (1994) and the discussion following it.

⁹¹Markley (1992, 271).

⁹²Markley (1992, 271). Along parallel lines, Donna Haraway (1991, 191–192) has argued eloquently for a democratic science comprising “partial, locatable, critical knowledges sustaining the possibility of webs of connections called solidarity in politics and shared conversations in epistemology” and founded on “a doctrine and practice of objectivity that privileges contestation, deconstruction, passionate construction, webbed connections, and hope for transformation of systems of knowledge and ways of seeing.” These ideas are further developed in Haraway (1994) and Doyle (1994).

⁹³Aronowitz (1988b, 351). Although this observation appeared in 1988, it is all the more true today.

contrast, there are few jobs available in either quantum gravity or environmental physics.

But all this is only a first step: the fundamental goal of any emancipatory movement must be to demystify and democratize the production of scientific knowledge, to break down the artificial barriers that separate “scientists” from “the public”. Realistically, this task must start with the younger generation, through a profound reform of the educational system.⁹⁴ The teaching of science and mathematics must be purged of its authoritarian and elitist characteristics⁹⁵, and the content of these subjects enriched by incorporating the insights of the feminist⁹⁶, queer⁹⁷, multiculturalist⁹⁸ and ecological⁹⁹ critiques.

Finally, the content of any science is profoundly constrained by the language within which its discourses are formulated; and mainstream Western physical science has, since Galileo, been formulated in the language of mathematics.^{100,101} But

⁹⁴Freire (1970), Aronowitz and Giroux (1991,1993).

⁹⁵For an example in the context of the Sandinista revolution, see Sokal (1987).

⁹⁶Merchant (1980), Easlea (1981), Keller (1985,1992), Harding (1986,1991), Haraway (1989,1991), Plumwood (1993a). See Wylie *et al.* (1990) for an extensive bibliography. The feminist critique of science has, not surprisingly, been the object of a bitter right-wing counterattack. For a sampling, see Levin (1988), Haack (1992,1993), Sommers (1994), Gross and Levitt (1994, chap. 5) and Patai and Koertge (1994).

⁹⁷Trebilcock (1988), Hamill (1994).

⁹⁸Ezeabasi (1977), Van Sertima (1983), Frye (1987), Sardar (1988), Adams (1990), Nandy (1990), Alvares (1992), Harding (1994). As with the feminist critique, the multiculturalist perspective has been ridiculed by right-wing critics, with a condescension that in some cases borders on racism. See e.g. Ortiz de Montellano (1991), Martel (1991/92), Hughes (1993, chap. 2) and Gross and Levitt (1994, 203–214).

⁹⁹Merchant (1980,1992), Berman (1981), Callicott (1989, chaps. 6 and 9), Mathews (1991), Wright (1992), Plumwood (1993a), Ross (1994).

¹⁰⁰See Wojciehowski (1991) for a deconstruction of Galileo’s rhetoric, in particular his claim that the mathematico-scientific method can lead to direct and reliable knowledge of “reality”.

¹⁰¹A very recent but important contribution to the philosophy of mathematics can be found in the work of Deleuze and Guattari (1994, chap. 5). Here they introduce the philosophically fruitful notion of a “functive” [Fr. *fonctif*], which is neither a function [Fr. *fonction*] nor a functional [Fr. *fonctionnelle*] but rather a more basic conceptual entity:

The object of science is not concepts but rather functions that are presented as propositions in discursive systems. The elements of functions are called *functives*. [p. 117]

This apparently simple idea has surprisingly subtle and far-reaching consequences; its elucidation requires a detour into chaos theory (see also Rosenberg 1993 and Canning 1994):

... the first difference between science and philosophy is their respective attitudes toward chaos. Chaos is defined not so much by its disorder as by the infinite speed with which every form taking shape in it vanishes. It is a void that is not a nothingness but a *virtual*, containing all possible particles and drawing out all possible forms, which spring up only to disappear immediately, without consistency or reference, without consequence. Chaos is an infinite speed of birth and disappearance. [pp. 117–118]

whose mathematics? The question is a fundamental one, for, as Aronowitz has observed, “neither logic nor mathematics escapes the ‘contamination’ of the social.”¹⁰² And as feminist thinkers have repeatedly pointed out, in the present culture this contamination is overwhelmingly capitalist, patriarchal and militaristic: “mathematics is portrayed as a woman whose nature desires to be the conquered Other.”^{103,104}

But science, unlike philosophy, cannot cope with infinite speeds:

... it is by slowing down that matter, as well as the scientific thought able to penetrate it [*sic*] with propositions, is actualized. A function is a Slow-motion. Of course, science constantly advances accelerations, not only in catalysis but in particle accelerators and expansions that move galaxies apart. However, the primordial slowing down is not for these phenomena a zero-instant with which they break but rather a condition coextensive with their whole development. To slow down is to set a limit in chaos to which all speeds are subject, so that they form a variable determined as abscissa, at the same time as the limit forms a universal constant that cannot be gone beyond (for example, a maximum degree of contraction). *The first functionives are therefore the limit and the variable*, and reference is a relationship between values of the variable or, more profoundly, the relationship of the variable, as abscissa of speeds, with the limit. [pp. 118–119, emphasis mine]

A rather intricate further analysis (too lengthy to quote here) leads to a conclusion of profound methodological importance for those sciences based on mathematical modelling:

The respective independence of variables appears in mathematics when one of them is at a higher power than the first. That is why Hegel shows that variability in the function is not confined to values that can be changed ($\frac{2}{3}$ and $\frac{4}{6}$) or are left undetermined ($a = 2b$) but requires one of the variables to be at a higher power ($y^2/x = P$). [p. 122]

(Note that the English translation inadvertently writes $y^{2/x} = P$, an amusing error that thoroughly mangles the logic of the argument.)

Surprisingly for a technical philosophical work, this book (*Qu’est-ce que la philosophie?*) was a best-seller in France in 1991. It has recently appeared in English translation, but is, alas, unlikely to compete successfully with Rush Limbaugh and Howard Stern for the best-seller lists in this country.

¹⁰²Aronowitz (1988b, 346). For a vicious right-wing attack on this proposition, see Gross and Levitt (1994, 52–54). See Ginzberg (1989), Cope-Kasten (1989), Nye (1990) and Plumwood (1993b) for lucid feminist critiques of conventional (masculinist) mathematical logic, in particular the *modus ponens* and the syllogism. Concerning the *modus ponens*, see also Woolgar (1988, 45–46) and Bloor (1991, 182); and concerning the syllogism, see also Woolgar (1988, 47–48) and Bloor (1991, 131–135). For an analysis of the social images underlying mathematical conceptions of infinity, see Harding (1986, 50). For a demonstration of the social contextuality of mathematical statements, see Woolgar (1988, 43) and Bloor (1991, 107–130).

¹⁰³Campbell and Campbell-Wright (1993, 11). See Merchant (1980) for a detailed analysis of the themes of control and domination in Western mathematics and science.

¹⁰⁴Let me mention in passing two other examples of sexism and militarism in mathematics that to my knowledge have not been noticed previously:

The first concerns the theory of branching processes, which arose in Victorian England from the “problem of the extinction of families”, and which now plays a key role *inter alia* in the analysis of nuclear chain reactions (Harris 1963). In the seminal (and this sexist word is apt) paper on the subject, Francis Galton and the Reverend H.W. Watson wrote (1874):

Thus, a liberatory science cannot be complete without a profound revision of the canon of mathematics.¹⁰⁵ As yet no such emancipatory mathematics exists, and we can only speculate upon its eventual content. We can see hints of it in the multidimensional and nonlinear logic of fuzzy systems theory¹⁰⁶; but this approach is still heavily marked by its origins in the crisis of late-capitalist production relations.¹⁰⁷ Catastrophe theory¹⁰⁸, with its dialectical emphases on smoothness/discontinuity and metamorphosis/unfolding, will indubitably play a major role in the future mathematics; but much theoretical work remains to be done before this approach can become a concrete tool of progressive political praxis.¹⁰⁹ Finally, chaos theory — which provides our deepest insights into the ubiquitous yet mysterious phenomenon of nonlinearity — will be central to all future mathematics. And yet, these images of the future mathematics must remain but the haziest glimmer: for, alongside these three young branches in the tree of science, there will arise new trunks and branches — entire new theoretical frameworks — of which we, with our present ideological blinders, cannot yet even conceive.

The decay of the families of men who occupied conspicuous positions in past times has been a subject of frequent research, and has given rise to various conjectures . . . The instances are very numerous in which surnames that were once common have since become scarce or have wholly disappeared. The tendency is universal, and, in explanation of it, the conclusion has hastily been drawn that a rise in physical comfort and intellectual capacity is necessarily accompanied by a diminution in ‘fertility’ . . .

Let p_0, p_1, p_2, \dots be the respective probabilities that a man has 0, 1, 2, . . . sons, let each son have the same probability of sons of his own, and so on. What is the probability that the male line is extinct after r generations, and more generally what is the probability for any given number of descendants in the male line in any given generation?

One cannot fail to be charmed by the quaint implication that human males reproduce asexually; nevertheless, the classism, social-Darwinism and sexism in this passage are obvious.

The second example is Laurent Schwartz’s 1973 book on *Radon Measures*. While technically quite interesting, this work is imbued, as its title makes plain, with the pro-nuclear-energy worldview that has been characteristic of French science since the early 1960’s. Sadly, the French left — especially but by no means solely the PCF — has traditionally been as enthusiastic for nuclear energy as the right (see Touraine *et al.* 1980).

¹⁰⁵Just as liberal feminists are frequently content with a minimal agenda of legal and social equality for women and “pro-choice”, so liberal (and even some socialist) mathematicians are often content to work within the hegemonic Zermelo-Fraenkel framework (which, reflecting its nineteenth-century liberal origins, already incorporates the axiom of equality) supplemented only by the axiom of choice. But this framework is grossly insufficient for a liberatory mathematics, as was proven long ago by Cohen (1966).

¹⁰⁶Kosko (1993).

¹⁰⁷Fuzzy systems theory has been heavily developed by transnational corporations — first in Japan and later elsewhere — to solve practical problems of efficiency in labor-displacing automation.

¹⁰⁸Thom (1975,1990), Arnol’d (1992).

¹⁰⁹An interesting start is made by Schubert (1989).

I wish to thank Giacomo Caracciolo, Lucía Fernández-Santoro, Lia Gutiérrez and Elizabeth Meiklejohn for enjoyable discussions which have contributed greatly to this article. Needless to say, these people should not be assumed to be in total agreement with the scientific and political views expressed here, nor are they responsible for any errors or obscurities which may inadvertently remain.

Works Cited

Adams, Hunter Havelin III. 1990. African and African-American contributions to science and technology. In *African-American Baseline Essays*. Portland, Ore.: Multnomah School District 1J, Portland Public Schools.

Albert, David Z. 1992. *Quantum Mechanics and Experience*. Cambridge: Harvard University Press.

Alexander, Stephanie B., I. David Berg and Richard L. Bishop. 1993. Geometric curvature bounds in Riemannian manifolds with boundary. *Transactions of the American Mathematical Society* **339**: 703–716.

Althusser, Louis. 1993. *Écrits sur la Psychanalyse: Freud et Lacan*. Paris: Stock/IMEC.

Alvares, Claude. 1992. *Science, Development and Violence: The Revolt against Modernity*. Delhi: Oxford University Press.

Alvarez-Gaumé, Luís. 1985. Topology and anomalies. In *Mathematics and Physics: Lectures on Recent Results*, vol. 2, pp. 50–83, edited by L. Streit. Singapore: World Scientific.

Argyros, Alexander J. 1991. *A Blessed Rage for Order: Deconstruction, Evolution, and Chaos*. Ann Arbor: University of Michigan Press.

Arnol'd, Vladimir I. 1992. *Catastrophe Theory*. 3rd ed. Translated by G.S. Wassermann and R.K. Thomas. Berlin: Springer.

Aronowitz, Stanley. 1981. *The Crisis in Historical Materialism: Class, Politics and Culture in Marxist Theory*. New York: Praeger.

Aronowitz, Stanley. 1988a. The production of scientific knowledge: Science, ideology, and Marxism. In *Marxism and the Interpretation of Culture*, pp. 519–541, edited by Cary Nelson and Lawrence Grossberg. Urbana and Chicago: University of Illinois Press.

Aronowitz, Stanley. 1988b. *Science as Power: Discourse and Ideology in Modern Society*. Minneapolis: University of Minnesota Press.

Aronowitz, Stanley. 1994. The situation of the left in the United States. *Socialist Review* **23**(3): 5–79.

Aronowitz, Stanley and Henry A. Giroux. 1991. *Postmodern Education: Politics, Culture, and Social Criticism*. Minneapolis: University of Minnesota Press.

Aronowitz, Stanley and Henry A. Giroux. 1993. *Education Still Under Siege*. Westport, Conn.: Bergin & Garvey.

Ashtekar, Abhay, Carlo Rovelli and Lee Smolin. 1992. Weaving a classical metric with quantum threads. *Physical Review Letters* **69**: 237–240.

Aspect, Alain, Jean Dalibard and Gérard Roger. 1982. Experimental test of Bell's inequalities using time-varying analyzers. *Physical Review Letters* **49**: 1804–1807.

Assad, Maria L. 1993. Portrait of a nonlinear dynamical system: The discourse of Michel Serres. *SubStance* **71/72**: 141–152.

Back, Kurt W. 1992. This business of topology. *Journal of Social Issues* **48**(2): 51–66.

Bell, John S. 1987. *Speakable and Unsayable in Quantum Mechanics: Collected Papers on Quantum Philosophy*. New York: Cambridge University Press.

Berman, Morris. 1981. *The Reenchantment of the World*. Ithaca, N.Y.: Cornell University Press.

Best, Steven. 1991. Chaos and entropy: Metaphors in postmodern science and social theory. *Science as Culture* **2**(2) (no. 11): 188–226.

Bloor, David. 1991. *Knowledge and Social Imagery*. 2nd ed. Chicago: University of Chicago Press.

Bohm, David. 1980. *Wholeness and the Implicate Order*. London: Routledge & Kegan Paul.

Bohr, Niels. 1958. Natural philosophy and human cultures. In *Essays 1932–1957 on Atomic Physics and Human Knowledge* (The Philosophical Writings of Niels Bohr, Volume II), pp. 23–31. New York: Wiley.

Bohr, Niels. 1963. Quantum physics and philosophy — causality and complementarity. In *Essays 1958–1962 on Atomic Physics and Human Knowledge* (The Philosophical Writings of Niels Bohr, Volume III), pp. 1–7. New York: Wiley.

Booker, M. Keith. 1990. Joyce, Planck, Einstein, and Heisenberg: A relativistic quantum mechanical discussion of *Ulysses*. *James Joyce Quarterly* **27**: 577–586.

Boulware, David G. and S. Deser. 1975. Classical general relativity derived from quantum gravity. *Annals of Physics* **89**: 193–240.

Bourbaki, Nicolas. 1970. *Théorie des Ensembles*. Paris: Hermann.

Bowen, Margarita. 1985. The ecology of knowledge: Linking the natural and social sciences. *Geoforum* **16**: 213–225.

Bricmont, Jean. 1994. Contre la philosophie de la mécanique quantique. Texte d'une communication faite au colloque "Faut-il promouvoir les échanges entre les sciences et la philosophie?", Louvain-la-Neuve (Belgium), 24–25 mars 1994.

Briggs, John and F. David Peat. 1984. *Looking Glass Universe: The Emerging Science of Wholeness*. New York: Cornerstone Library.

Brooks, Roger and David Castor. 1990. Morphisms between supersymmetric and topological quantum field theories. *Physics Letters B* **246**: 99–104.

Callicott, J. Baird. 1989. *In Defense of the Land Ethic: Essays in Environmental Philosophy*. Albany, N.Y.: State University of New York Press.

Campbell, Mary Anne and Randall K. Campbell-Wright. 1993. Toward a feminist algebra. Paper presented at a meeting of the Mathematical Association of America (San Antonio, Texas). To appear in *Teaching the Majority: Science, Mathematics, and Engineering That Attracts Women*, edited by Sue V. Rosser. New York: Teachers College Press, 1995.

Canning, Peter. 1994. The crack of time and the ideal game. In *Gilles Deleuze and the Theater of Philosophy*, pp. 73–98, edited by Constantin V. Boundas and Dorothea Olkowski. New York: Routledge.

Capra, Fritjof. 1975. *The Tao of Physics: An Exploration of the Parallels Between Modern Physics and Eastern Mysticism*. Berkeley, Calif.: Shambhala.

Capra, Fritjof. 1988. The role of physics in the current change of paradigms. In *The World View of Contemporary Physics: Does It Need a New Metaphysics?*, pp. 144–155, edited by Richard F. Kitchener. Albany, N.Y.: State University of New York Press.

Caracciolo, Sergio, Robert G. Edwards, Andrea Pelissetto and Alan D. Sokal. 1993. Wolff-type embedding algorithms for general nonlinear σ -models. *Nuclear Physics B* **403**: 475–541.

Chew, Geoffrey. 1977. Impasse for the elementary-particle concept. In *The Sciences Today*, pp. 366–399, edited by Robert M. Hutchins and Mortimer Adler. New York: Arno Press.

Chomsky, Noam. 1979. *Language and Responsibility*. Translated by John Viertel. New York: Pantheon.

Cohen, Paul J. 1966. *Set Theory and the Continuum Hypothesis*. New York: Benjamin.

Coleman, Sidney. 1993. Quantum mechanics in your face. Lecture at New York University, November 12, 1993.

Cope-Kasten, Vance. 1989. A portrait of dominating rationality. *Newsletters on Computer Use, Feminism, Law, Medicine, Teaching (American Philosophical Association)* **88**(2) (March): 29–34.

Corner, M.A. 1966. Morphogenetic field properties of the forebrain area of the neural plate in an anuran. *Experientia* **22**: 188–189.

Craige, Betty Jean. 1982. *Literary Relativity: An Essay on Twentieth-Century Narrative*. Lewisburg: Bucknell University Press.

Culler, Jonathan. 1982. *On Deconstruction: Theory and Criticism after Structuralism*. Ithaca, N.Y.: Cornell University Press.

- Dean, Tim. 1993. The psychoanalysis of AIDS. *October* **63**: 83–116.
- Deleuze, Gilles and Félix Guattari. 1994. *What is Philosophy?* Translated by Hugh Tomlinson and Graham Burchell. New York: Columbia University Press.
- Derrida, Jacques. 1970. Structure, sign and play in the discourse of the human sciences. In *The Languages of Criticism and the Sciences of Man: The Structuralist Controversy*, pp. 247–272, edited by Richard Macksey and Eugenio Donato. Baltimore: Johns Hopkins Press.
- Doyle, Richard. 1994. Dislocating knowledge, thinking out of joint: Rhizomatics, *Caenorhabditis elegans* and the importance of being multiple. *Configurations: A Journal of Literature, Science, and Technology* **2**: 47–58.
- Dürr, Detlef, Sheldon Goldstein and Nino Zanghi. 1992. Quantum equilibrium and the origin of absolute uncertainty. *Journal of Statistical Physics* **67**: 843–907.
- Easlea, Brian. 1981. *Science and Sexual Oppression: Patriarchy's Confrontation with Women and Nature*. London: Weidenfeld and Nicolson.
- Eilenberg, Samuel and John C. Moore. 1965. *Foundations of Relative Homological Algebra*. Providence, R.I.: American Mathematical Society.
- Eilenberg, Samuel and Norman E. Steenrod. 1952. *Foundations of Algebraic Topology*. Princeton, N.J.: Princeton University Press.
- Einstein, Albert and Leopold Infeld. 1961. *The Evolution of Physics*. New York: Simon and Schuster.
- Ezeabasi, Nwankwo. 1977. *African Science: Myth or Reality?* New York: Vantage Press.
- Feyerabend, Paul K. 1975. *Against Method: Outline of an Anarchistic Theory of Knowledge*. London: New Left Books.
- Freire, Paulo. 1970. *Pedagogy of the Oppressed*. Translated by Myra Bergman Ramos. New York: Continuum.
- Froula, Christine. 1985. Quantum physics/postmodern metaphysics: The nature of Jacques Derrida. *Western Humanities Review* **39**: 287–313.
- Frye, Charles A. 1987. Einstein and African religion and philosophy: The hermetic parallel. In *Einstein and the Humanities*, pp. 59–70, edited by Dennis P. Ryan. New York: Greenwood Press.
- Galton, Francis and H.W. Watson. 1874. On the probability of the extinction of families. *Journal of the Anthropological Institute of Great Britain and Ireland* **4**: 138–144.
- Gierer, A., R.C. Leif, T. Maden and J.D. Watson. 1978. Physical aspects of generation of morphogenetic fields and tissue forms. In *Differentiation and Development*, edited by F. Ahmad, J. Schultz, T.R. Russell and R. Werner. New York: Academic Press.
- Ginzberg, Ruth. 1989. Feminism, rationality, and logic. *Newsletters on Computer Use, Feminism, Law, Medicine, Teaching (American Philosophical Association)* **88**(2) (March): 34–39.

- Gleick, James. 1987. *Chaos: Making a New Science*. New York: Viking.
- Gödel, Kurt. 1949. An example of a new type of cosmological solutions of Einstein's field equations of gravitation. *Reviews of Modern Physics* **21**: 447–450.
- Goldstein, Rebecca. 1983. *The Mind-Body Problem*. New York: Random House.
- Granero-Porati, M.I. and A. Porati. 1984. Temporal organization in a morphogenetic field. *Journal of Mathematical Biology* **20**: 153–157.
- Granon-Lafont, Jeanne. 1985. *La Topologie Ordinaire de Jacques Lacan*. Paris: Point Hors Ligne.
- Granon-Lafont, Jeanne. 1990. *Topologie Lacanienne et Clinique Analytique*. Paris: Point Hors Ligne.
- Green, Michael B., John H. Schwarz and Edward Witten. 1987. *Superstring Theory*. 2 vols. New York: Cambridge University Press.
- Greenberg, Valerie D. 1990. *Transgressive Readings: The Texts of Franz Kafka and Max Planck*. Ann Arbor: University of Michigan Press.
- Greenberger, D.M., M.A. Horne and Z. Zeilinger. 1989. Going beyond Bell's theorem. In *Bell's Theorem, Quantum Theory and Conceptions of the Universe*, pp. 73–76, edited by M. Kafatos. Dordrecht: Kluwer.
- Greenberger, D.M., M.A. Horne, A. Shimony and Z. Zeilinger. 1990. Bell's theorem without inequalities. *American Journal of Physics* **58**: 1131–1143.
- Griffin, David Ray, ed. 1988. *The Reenchantment of Science: Postmodern Proposals*. Albany, N.Y.: State University of New York Press.
- Gross, Paul R. and Norman Levitt. 1994. *Higher Superstition: The Academic Left and its Quarrels with Science*. Baltimore: Johns Hopkins University Press.
- Haack, Susan. 1992. Science 'from a feminist perspective'. *Philosophy* **67**: 5–18.
- Haack, Susan. 1993. Epistemological reflections of an old feminist. *Reason Papers* **18** (fall): 31–43.
- Hamber, Herbert W. 1992. Phases of four-dimensional simplicial quantum gravity. *Physical Review D* **45**: 507–512.
- Hamill, Graham. 1994. The epistemology of expurgation: Bacon and *The Masculine Birth of Time*. In *Queering the Renaissance*, pp. 236–252, edited by Jonathan Goldberg. Durham, N.C.: Duke University Press.
- Hamza, Hichem. 1990. Sur les transformations conformes des variétés riemanniennes à bord. *Journal of Functional Analysis* **92**: 403–447.
- Haraway, Donna J. 1989. *Primate Visions: Gender, Race, and Nature in the World of Modern Science*. New York: Routledge.
- Haraway, Donna J. 1991. *Simians, Cyborgs, and Women: The Reinvention of Nature*. New York: Routledge.

- Haraway, Donna J. 1994. A game of cat's cradle: Science studies, feminist theory, cultural studies. *Configurations: A Journal of Literature, Science, and Technology* 2: 59–71.
- Harding, Sandra. 1986. *The Science Question in Feminism*. Ithaca: Cornell University Press.
- Harding, Sandra. 1991. *Whose Science? Whose Knowledge? Thinking from Women's Lives*. Ithaca: Cornell University Press.
- Harding, Sandra. 1994. Is science multicultural? Challenges, resources, opportunities, uncertainties. *Configurations: A Journal of Literature, Science, and Technology* 2: 301–330.
- Hardy, G.H. 1967. *A Mathematician's Apology*. Cambridge: Cambridge University Press.
- Harris, Theodore E. 1963. *The Theory of Branching Processes*. Berlin: Springer.
- Hayles, N. Katherine. 1984. *The Cosmic Web: Scientific Field Models and Literary Strategies in the Twentieth Century*. Ithaca: Cornell University Press.
- Hayles, N. Katherine. 1990. *Chaos Bound: Orderly Disorder in Contemporary Literature and Science*. Ithaca: Cornell University Press.
- Hayles, N. Katherine, ed. 1991. *Chaos and Order: Complex Dynamics in Literature and Science*. Chicago: University of Chicago Press.
- Hayles, N. Katherine. 1992. Gender encoding in fluid mechanics: Masculine channels and feminine flows. *Differences: A Journal of Feminist Cultural Studies* 4(2): 16–44.
- Heinonen, J., T. Kilpeläinen and O. Martio. 1992. Harmonic morphisms in nonlinear potential theory. *Nagoya Mathematical Journal* 125: 115–140.
- Heisenberg, Werner. 1958. *The Physicist's Conception of Nature*. Translated by Arnold J. Pomerans. New York: Harcourt, Brace.
- Hirsch, Morris W. 1976. *Differential Topology*. New York: Springer.
- Hobsbawm, Eric. 1993. The new threat to history. *New York Review of Books* (16 December): 62–64.
- Hochroth, Lysa. 1995. The scientific imperative: Improductive expenditure and energeticism. *Configurations: A Journal of Literature, Science, and Technology* 3: 47–77.
- Honner, John. 1994. Description and deconstruction: Niels Bohr and modern philosophy. In *Niels Bohr and Contemporary Philosophy* (Boston Studies in the Philosophy of Science #153), pp. 141–153, edited by Jan Faye and Henry J. Folse. Dordrecht: Kluwer.
- Hughes, Robert. 1993. *Culture of Complaint: The Fraying of America*. New York: Oxford University Press.

Irigaray, Luce. 1985. The 'mechanics' of fluids. In *This Sex Which Is Not One*. Translated by Catherine Porter with Carolyn Burke. Ithaca: Cornell University Press.

Irigaray, Luce. 1987. Le sujet de la science est-il sexué? / Is the subject of science sexed? Translated by Carol Mastrangelo Bové. *Hypatia* 2(3): 65–87.

Isham, C.J. 1991. Conceptual and geometrical problems in quantum gravity. In *Recent Aspects of Quantum Fields* (Lecture Notes in Physics #396), edited by H. Mitter and H. Gausterer. Berlin: Springer.

Itzykson, Claude and Jean-Bernard Zuber. 1980. *Quantum Field Theory*. New York: McGraw-Hill International.

James, I.M. 1971. Euclidean models of projective spaces. *Bulletin of the London Mathematical Society* 3: 257–276.

Jameson, Fredric. 1982. Reading Hitchcock. *October* 23: 15–42.

Jammer, Max. 1974. *The Philosophy of Quantum Mechanics*. New York: Wiley.

Johnson, Barbara. 1977. The frame of reference: Poe, Lacan, Derrida. *Yale French Studies* 55/56: 457–505.

Johnson, Barbara. 1989. *A World of Difference*. Baltimore: Johns Hopkins University Press.

Jones, V.F.R. 1985. A polynomial invariant for links via Von Neumann algebras. *Bulletin of the American Mathematical Society* 12: 103–112.

Juranville, Alain. 1984. *Lacan et la Philosophie*. Paris: Presses Universitaires de France.

Kaufmann, Arnold. 1973. *Introduction à la Théorie des Sous-Ensembles Flous à l'Usage des Ingénieurs*. Paris: Masson.

Kazarinoff, N.D. 1985. Pattern formation and morphogenetic fields. In *Mathematical Essays on Growth and the Emergence of Form*, pp. 207–220, edited by Peter L. Antonelli. Edmonton: University of Alberta Press.

Keller, Evelyn Fox. 1985. *Reflections on Gender and Science*. New Haven: Yale University Press.

Keller, Evelyn Fox. 1992. *Secrets of Life, Secrets of Death: Essays on Language, Gender, and Science*. New York: Routledge.

Kitchener, Richard F., ed. 1988. *The World View of Contemporary Physics: Does It Need a New Metaphysics?* Albany, N.Y.: State University of New York Press.

Kontsevich, M. 1994. Résultats rigoureux pour modèles sigma topologiques. Conférence au XI^{ème} Congrès International de Physique Mathématique, Paris, 18–23 juillet 1994. Edité par Daniel Iagolnitzer et Jacques Toubon. À paraître.

Kosko, Bart. 1993. *Fuzzy Thinking: The New Science of Fuzzy Logic*. New York: Hyperion.

- Kosterlitz, J.M. and D.J. Thouless. 1973. Ordering, metastability and phase transitions in two-dimensional systems. *Journal of Physics C* **6**: 1181–1203.
- Kroker, Arthur, Marilouise Kroker and David Cook. 1989. *Panic Encyclopedia: The Definitive Guide to the Postmodern Scene*. New York: St. Martin's Press.
- Kuhn, Thomas S. 1970. *The Structure of Scientific Revolutions*. 2nd ed. Chicago: University of Chicago Press.
- Lacan, Jacques. 1970. Of structure as an inmixing of an otherness prerequisite to any subject whatever. In *The Languages of Criticism and the Sciences of Man*, pp. 186–200, edited by Richard Macksey and Eugenio Donato. Baltimore: Johns Hopkins Press.
- Lacan, Jacques. 1977. Desire and the interpretation of desire in *Hamlet*. Translated by James Hulbert. *Yale French Studies* **55/56**: 11–52.
- Latour, Bruno. 1987. *Science in Action: How to Follow Scientists and Engineers Through Society*. Cambridge: Harvard University Press.
- Latour, Bruno. 1988. A relativistic account of Einstein's relativity. *Social Studies of Science* **18**: 3–44.
- Leupin, Alexandre. 1991. Introduction: Voids and knots in knowledge and truth. In *Lacan and the Human Sciences*, pp. 1–23, edited by Alexandre Leupin. Lincoln, Neb.: University of Nebraska Press.
- Levin, Margarita. 1988. Caring new world: Feminism and science. *American Scholar* **57**: 100–106.
- Lorentz, H.A., A. Einstein, H. Minkowski and H. Weyl. 1952. *The Principle of Relativity*. Translated by W. Perrett and G.B. Jeffery. New York: Dover.
- Loxton, J.H., ed. 1990. *Number Theory and Cryptography*. Cambridge–New York: Cambridge University Press.
- Lupasco, Stéphane. 1951. *Le Principe d'Antagonisme et la Logique de l'Énergie*. Actualités Scientifiques et Industrielles #1133. Paris: Hermann.
- Liotard, Jean-François. 1989. Time today. Translated by Geoffrey Bennington and Rachel Bowlby. *Oxford Literary Review* **11**: 3–20.
- Madsen, Mark and Deborah Madsen. 1990. Structuring postmodern science. *Science and Culture* **56**: 467–472.
- Markley, Robert. 1991. What now? An introduction to interphysics. *New Orleans Review* **18**(1): 5–8.
- Markley, Robert. 1992. The irrelevance of reality: Science, ideology and the postmodern universe. *Genre* **25**: 249–276.
- Markley, Robert. 1994. Boundaries: Mathematics, alienation, and the metaphysics of cyberspace. *Configurations: A Journal of Literature, Science, and Technology* **2**: 485–507.
- Martel, Erich. 1991/92. How valid are the Portland baseline essays? *Educational Leadership* **49**(4): 20–23.

Massey, William S. 1978. *Homology and Cohomology Theory*. New York: Marcel Dekker.

Mathews, Freya. 1991. *The Ecological Self*. London: Routledge.

Maudlin, Tim. 1994. *Quantum Non-Locality and Relativity: Metaphysical Intimations of Modern Physics*. Aristotelian Society Series, vol. 13. Oxford: Blackwell.

McAvity, D.M. and H. Osborn. 1991. A DeWitt expansion of the heat kernel for manifolds with a boundary. *Classical and Quantum Gravity* **8**: 603–638.

McCarthy, Paul. 1992. Postmodern pleasure and perversity: Scientism and sadism. *Postmodern Culture* **2**, no. 3. Available as mccarthy.592 from listserv@listserv.ncsu.edu or <http://jefferson.village.virginia.edu/pmc> (Internet). Also reprinted in *Essays in Postmodern Culture*, pp. 99–132, edited by Eyal Amiran and John Unsworth. New York: Oxford University Press, 1993.

Merchant, Carolyn. 1980. *The Death of Nature: Women, Ecology, and the Scientific Revolution*. New York: Harper & Row.

Merchant, Carolyn. 1992. *Radical Ecology: The Search for a Livable World*. New York: Routledge.

Mermin, N. David. 1990. Quantum mysteries revisited. *American Journal of Physics* **58**: 731–734.

Mermin, N. David. 1993. Hidden variables and the two theorems of John Bell. *Reviews of Modern Physics* **65**: 803–815.

Merz, Martina and Karin Knorr Cetina. 1994. Deconstruction in a ‘thinking’ science: Theoretical physicists at work. Geneva: European Laboratory for Particle Physics (CERN), preprint CERN-TH.7152/94.

Miller, Jacques-Alain. 1977/78. Suture (elements of the logic of the signifier). *Screen* **18**(4): 24–34.

Morin, Edgar. 1992. *The Nature of Nature* (Method: Towards a Study of Humankind, vol. 1). Translated by J.L. Roland Bélanger. New York: Peter Lang.

Morris, David B. 1988. Bootstrap theory: Pope, physics, and interpretation. *The Eighteenth Century: Theory and Interpretation* **29**: 101–121.

Munkres, James R. 1984. *Elements of Algebraic Topology*. Menlo Park, Calif.: Addison-Wesley.

Nabutosky, A. and R. Ben-Av. 1993. Noncomputability arising in dynamical triangulation model of four-dimensional quantum gravity. *Communications in Mathematical Physics* **157**: 93–98.

Nandy, Ashis, ed. 1990. *Science, Hegemony and Violence: A Requiem for Modernity*. Delhi: Oxford University Press.

Nash, Charles and Siddhartha Sen. 1983. *Topology and Geometry for Physicists*. London: Academic Press.

Nasio, Juan-David. 1987. *Les Yeux de Laure: Le Concept d'Objet a dans la Théorie de J. Lacan. Suivi d'une Introduction à la Topologie Psychanalytique*. Paris: Aubier.

Nasio, Juan-David. 1992. Le concept de sujet de l'inconscient. Texte d'une intervention réalisée dans le cadre du séminaire de Jacques Lacan "La topologie et le temps", le mardi 15 mai 1979. In *Cinq Lecons sur la Théorie de Jacques Lacan*. Paris: Éditions Rivages.

Nye, Andrea. 1990. *Words of Power: A Feminist Reading of the History of Logic*. New York: Routledge.

Oliver, Kelly. 1989. Keller's gender/science system: Is the philosophy of science to science as science is to nature? *Hypatia* **3**(3): 137–148.

Ortiz de Montellano, Bernard. 1991. Multicultural pseudoscience: Spreading scientific illiteracy among minorities: Part I. *Skeptical Inquirer* **16**(2): 46–50.

Overstreet, David. 1980. Oxymoronic language and logic in quantum mechanics and James Joyce. *Sub-Stance* **28**: 37–59.

Pais, Abraham. 1991. *Niels Bohr's Times: In Physics, Philosophy, and Polity*. New York: Oxford University Press.

Patai, Daphne and Noretta Koertge. 1994. *Professing Feminism: Cautionary Tales from the Strange World of Women's Studies*. New York: Basic Books.

Pickering, Andrew. 1984. *Constructing Quarks: A Sociological History of Particle Physics*. Chicago: University of Chicago Press.

Plotnitsky, Arkady. 1994. *Complementarity: Anti-Epistemology after Bohr and Derrida*. Durham, N.C.: Duke University Press.

Plumwood, Val. 1993a. *Feminism and the Mastery of Nature*. London: Routledge.

Plumwood, Val. 1993b. The politics of reason: Towards a feminist logic. *Australasian Journal of Philosophy* **71**: 436–462.

Porter, Jeffrey. 1990. "Three quarks for Muster Mark": Quantum wordplay and nuclear discourse in Russell Hoban's *Riddley Walker*. *Contemporary Literature* **21**: 448–469.

Porush, David. 1989. Cybernetic fiction and postmodern science. *New Literary History* **20**: 373–396.

Porush, David. 1993. Voyage to Eudoxia: The emergence of a post-rational epistemology in literature and science. *SubStance* **71/72**: 38–49.

Prigogine, Ilya and Isabelle Stengers. 1984. *Order out of Chaos: Man's New Dialogue with Nature*. New York: Bantam.

Primack, Joel R. and Nancy Ellen Abrams. 1995. "In a beginning ...": Quantum cosmology and Kabbalah. *Tikkun* **10**(1) (January/February): 66–73.

Psarev, V.I. 1990. Morphogenesis of distributions of microparticles by dimensions in the coarsening of dispersed systems. *Soviet Physics Journal* **33**: 1028–1033.

Ragland-Sullivan, Ellie. 1990. Counting from 0 to 6: Lacan, "suture", and the imaginary order. In *Criticism and Lacan: Essays and Dialogue on Language, Structure, and the Unconscious*, pp. 31–63, edited by Patrick Colm Hogan and Lalita Pandit. Athens, Ga.: University of Georgia Press.

Rensing, Ludger, ed. 1993. Oscillatory signals in morphogenetic fields. Part II of *Oscillations and Morphogenesis*, pp. 133–209. New York: Marcel Dekker.

Rosenberg, Martin E. 1993. Dynamic and thermodynamic tropes of the subject in Freud and in Deleuze and Guattari. *Postmodern Culture* 4, no. 1. Available as rosenber.993 from listserv@listserv.ncsu.edu or <http://jefferson.village.virginia.edu/pmc> (Internet).

Ross, Andrew. 1991. *Strange Weather: Culture, Science, and Technology in the Age of Limits*. London: Verso.

Ross, Andrew. 1994. *The Chicago Gangster Theory of Life: Nature's Debt to Society*. London: Verso.

Saludes i Closa, Jordi. 1984. Un programa per a calcular l'homologia simplicial. *Butlletí de la Societat Catalana de Ciències* (segona època) 3: 127–146.

Santos, Boaventura de Sousa. 1989. *Introdução a uma Ciência Pós-Moderna*. Porto: Edições Afrontamento.

Santos, Boaventura de Sousa. 1992. A discourse on the sciences. *Review (Fernand Braudel Center)* 15(1): 9–47.

Sardar, Ziauddin, ed. 1988. *The Revenge of Athena: Science, Exploitation and the Third World*. London: Mansell.

Schiffmann, Yoram. 1989. The second messenger system as the morphogenetic field. *Biochemical and Biophysical Research Communications* 165: 1267–1271.

Schor, Naomi. 1989. This essentialism which is not one: Coming to grips with Irigaray. *Differences: A Journal of Feminist Cultural Studies* 1(2): 38–58.

Schubert, G. 1989. Catastrophe theory, evolutionary extinction, and revolutionary politics. *Journal of Social and Biological Structures* 12: 259–279.

Schwartz, Laurent. 1973. *Radon Measures on Arbitrary Topological Spaces and Cylindrical Measures*. London: Oxford University Press.

Seguin, Eve. 1994. A modest reason. *Theory, Culture & Society* 11(3): 55–75.

Serres, Michel. 1992. *Éclaircissements: Cinq Entretiens avec Bruno Latour*. Paris: François Bourin.

Sheldrake, Rupert. 1981. *A New Science of Life: The Hypothesis of Formative Causation*. Los Angeles: J.P. Tarcher.

Sheldrake, Rupert. 1991. *The Rebirth of Nature*. New York: Bantam.

Shiva, Vandana. 1990. Reductionist science as epistemological violence. In *Science, Hegemony and Violence: A Requiem for Modernity*, pp. 232–256, edited by Ashis Nandy. Delhi: Oxford University Press.

Smolin, Lee. 1992. Recent developments in nonperturbative quantum gravity. In *Quantum Gravity and Cosmology* (Proceedings 1991, Sant Feliu de Guixols,

Estat Lliure de Catalunya), pp. 3–84, edited by J. Pérez-Mercader, J. Sola and E. Verdaguer. Singapore: World Scientific.

Sokal, Alan D. 1982. An alternate constructive approach to the φ_3^4 quantum field theory, and a possible destructive approach to φ_4^4 . *Annales de l'Institut Henri Poincaré A* **37**: 317–398.

Sokal, Alan. 1987. Informe sobre el plan de estudios de las carreras de Matemática, Estadística y Computación. Report to the Universidad Nacional Autónoma de Nicaragua, Managua, unpublished.

Solomon, J. Fisher. 1988. *Discourse and Reference in the Nuclear Age*. Oklahoma Project for Discourse and Theory, vol. 2. Norman: University of Oklahoma Press.

Sommers, Christina Hoff. 1994. *Who Stole Feminism?: How Women Have Betrayed Women*. New York: Simon & Schuster.

Stauffer, Dietrich. 1985. *Introduction to Percolation Theory*. London: Taylor & Francis.

Strathausen, Carsten. 1994. Althusser's mirror. *Studies in 20th Century Literature* **18**: 61–73.

Struik, Dirk Jan. 1987. *A Concise History of Mathematics*. 4th rev. ed. New York: Dover.

Thom, René. 1975. *Structural Stability and Morphogenesis*. Translated by D.H. Fowler. Reading, Mass.: Benjamin.

Thom, René. 1990. *Semio Physics: A Sketch*. Translated by Vendla Meyer. Redwood City, Calif.: Addison-Wesley.

't Hooft, G. 1993. Cosmology in 2+1 dimensions. *Nuclear Physics B (Proceedings Supplement)* **30**: 200–203.

Touraine, Alain, Zsuzsa Hegedus, François Dubet and Michel Wievorka. 1980. *La Prophétie Anti-Nucléaire*. Paris: Éditions du Seuil.

Trebilcot, Joyce. 1988. Dyke methods, or Principles for the discovery/creation of the withstanding. *Hypatia* **3**(2): 1–13.

Van Enter, Aernout C.D., Roberto Fernández and Alan D. Sokal. 1993. Regularity properties and pathologies of position-space renormalization-group transformations: Scope and limitations of Gibbsian theory. *Journal of Statistical Physics* **72**: 879–1167.

Van Sertima, Ivan, ed. 1983. *Blacks in Science: Ancient and Modern*. New Brunswick, N.J.: Transaction Books.

Vappereau, Jean Michel. 1985. *Essaim: Le Groupe Fondamental du Noeud*. Psychanalyse et Topologie du Sujet. Paris: Point Hors Ligne.

Virilio, Paul. 1991. *The Lost Dimension*. Translation of *L'espace critique*. Translated by Daniel Moshenberg. New York: Semiotext(e).

Waddington, C.H. 1965. Autogenous cellular periodicities as (a) temporal templates and (b) basis of 'morphogenetic fields'. *Journal of Theoretical Biology* **8**: 367–369.

Wallerstein, Immanuel. 1993. The TimeSpace of world-systems analysis: A philosophical essay. *Historical Geography* **23**(1/2): 5–22.

Weil, Simone. 1968. *On Science, Necessity, and the Love of God*. Translated and edited by Richard Rees. London: Oxford University Press.

Weinberg, Steven. 1992. *Dreams of a Final Theory*. New York: Pantheon.

Wheeler, John A. 1964. Geometrodynamics and the issue of the final state. In *Relativity, Groups and Topology*, edited by Cécile M. DeWitt and Bryce S. DeWitt. New York: Gordon and Breach.

Witten, Edward. 1989. Quantum field theory and the Jones polynomial. *Communications in Mathematical Physics* **121**: 351–399.

Wojciehowski, Dolora Ann. 1991. Galileo's two chief word systems. *Stanford Italian Review* **10**: 61–80.

Woolgar, Steve. 1988. *Science: The Very Idea*. Chichester, England: Ellis Horwood.

Wright, Will. 1992. *Wild Knowledge: Science, Language, and Social Life in a Fragile Environment*. Minneapolis: University of Minnesota Press.

Wylie, Alison, Kathleen Okruhlik, Sandra Morton and Leslie Thielen-Wilson. 1990. Philosophical feminism: A bibliographic guide to critiques of science. *Resources for Feminist Research/Documentation sur la Recherche Féministe* **19**(2) (June): 2–36.

Young, T.R. 1991. Chaos theory and symbolic interaction theory: Poetics for the postmodern sociologist. *Symbolic Interaction* **14**: 321–334.

Young, T.R. 1992. Chaos theory and human agency: Humanist sociology in a postmodern era. *Humanity & Society* **16**: 441–460.

Žižek, Slavoj. 1991. *Looking Awry: An Introduction to Jacques Lacan through Popular Culture*. Cambridge, Mass.: MIT Press.

The blog that called predator

June 2009

The creation of *PLOS ONE* in 2006 was a watershed moment for scientific publishing. While other journals had been open access, *PLOS ONE* was deliberately provocative. It did not review for perceived “importance.” It was not limited by number of pages. It was financed by article processing fees, paid by the author(s).

The idea of scientists paying journals to defray the costs of publication was not new. Many journals levied “page charges,” particularly for expenses like reproduction of colour figures.

The *PLOS ONE* business model revolutionized scientific publishing. First, the journal became one of the largest journals in the world in terms of the number of papers published, proving that neither its “article processing fee” model nor its lack of a print edition were not a significant deterrent to author submissions. Second, once *PLOS ONE* proved itself successful, its model was imitated by many other academic publishers. *PLOS ONE* and its many imitators became known as “open access megajournals.”

The move to digital publication for scientific journals, combined with the article processing fees as the main source of paying for the costs, meant that it was easier than ever for new journals to be created. Previously, the infrastructure needed to create a printed academic journal prevented dabblers from jumping in and starting journals. But with a domain name and a little knowledge of HTML code, people could easily start an online only journal. *PLOS ONE* and other reputable journals proved that people would pay over a thousand American dollars for publishing a PDF online if it was peer reviewed. But if you could stick the PDF online without bothering to do the peer review, there was money to be made. So-called “predatory open access journals” emerged.

Many editors and publishers of traditional journals viewed the rise of open access megajournals – even those with unquestioned academic

credibility – with suspicion. The rise of new, online publishers that routinely spammed the email inboxes of scientists raised the question of whether new journals were providing proper oversight into what they published.

The Scholarly Kitchen is a group blog about academic publishing, whose authors have extensive experience with traditional publishing models. The Scholarly Kitchen often featured excellent data about academic publishing combined with controversial opinions, particularly regarding open access publishing.

Scholarly Kitchen contributor Phil Davis performed two experiments trying to get an obviously bad paper published. From his description in two blog posts, he created and submitted the same paper to both journals. Davis used software to generate text that was grammatically correct but meant nothing. Davis first tried to publish his paper in a journal published by Bentham Science. Many researchers had complained about continual emails from Bentham asking for submissions.

Davis's paper was rejected the first time he submitted it. But Davis's second submission was not rejected.

The acceptance of Davis's fake paper was widely reported. His sting was influential in two ways. First, it started a trend of testing the editorial oversight of journals with fake papers. Second, it contributed to the perception that open access journals generally were unreliable, despite many open access journals that were run with the same level of editorial oversight and peer review.

Davis's papers also contained something that became something of a tradition for sting papers: the jokey clue that the paper was fake. Davis's clue was that he listed the institutional affiliation as the Center for Research in Applied Phrenology. This let Davis say that the journal had published a CRAP paper.

Resources

Adventure in open access publishing

<http://scholarlykitchen.sspnet.org/2009/03/12/bentham-publishers/>

Open access publisher accepts nonsense manuscript for dollars

<https://scholarlykitchen.sspnet.org/2009/06/10/nonsense-for-dollars/>

CRAP paper accepted by journal

<https://www.newscientist.com/article/dn17288-crap-paper-accepted-by-journal/>

OA publisher accepts fake paper [http://www.the-](http://www.the-scientist.com/?articles.view/articleNo/27458/title/OA-publisher-accepts-fake-paper/)

[scientist.com/?articles.view/articleNo/27458/title/OA-publisher-accepts-fake-paper/](http://www.the-scientist.com/?articles.view/articleNo/27458/title/OA-publisher-accepts-fake-paper/)

‘CRAP’ paper accepted for publication

<https://www.sciencenews.org/blog/science-public/%E2%80%98crap%E2%80%99-paper-accepted-publication>

Deconstructing Access Points

David Phillips and Andrew Kent

Abstract

The synthesis of the Ethernet is a confusing grand challenge. Given the current status of knowledge-based archetypes, statisticians particularly desire the refinement of superpages, which embodies the practical principles of software engineering. In order to address this riddle, we investigate how web browsers can be applied to the construction of the Ethernet.

ware.

We proceed as follows. We motivate the need for e-commerce. Along these same lines, to answer this quagmire, we concentrate our efforts on disconfirming that active networks and suffix trees [14] are largely incompatible. To achieve this intent, we concentrate our efforts on confirming that the World Wide Web can be made electronic, empathic, and decentralized. Finally, we conclude.

1 Introduction

Compact symmetries and compilers have garnered tremendous interest from both futurists and biologists in the last several years. The flaw of this type of solution, however, is that DHTs can be made empathic, large-scale, and extensible. Along these same lines, the drawback of this type of approach, however, is that active networks and SMPs can agree to fix this riddle. The construction of voice-over-IP would profoundly degrade Internet QoS.

We describe a novel heuristic for the extensive unification of web browsers and rasterization, which we call TriflingThamyn. However, this method is generally adamantly opposed. Unfortunately, this method is rarely significant. TriflingThamyn manages the compelling unification of flip-flop gates and IPv4. The disadvantage of this type of approach, however, is that consistent hashing can be made random, atomic, and “smart”. Clearly, we see no reason not to use congestion control to visualize course-

2 Related Work

In this section, we discuss existing research into red-black trees, vacuum tubes, and courseware [10]. On a similar note, recent work by Takahashi suggests a methodology for providing robust modalities, but does not offer an implementation [9]. Clearly, if throughput is a concern, our methodology has a clear advantage. A recent unpublished undergraduate dissertation [22] proposed a similar idea for kernels [1, 9, 16, 17]. Continuing with this rationale, the choice of IPv4 in [12] differs from ours in that we simulate only appropriate configurations in our method [1]. Unfortunately, the complexity of their method grows logarithmically as heterogeneous models grows. We had our method in mind before Butler Lampson published the recent little-known work on amphibious models. Obviously, despite substantial work in this area, our approach is evidently the application of choice among security experts.

Several encrypted and ubiquitous heuristics have been proposed in the literature. On the other hand, the complexity of their method grows logarithmically as Boolean logic grows. Further, unlike many previous methods, we do not attempt to manage or develop the evaluation of I/O automata. Furthermore, Karthik Lakshminarayanan constructed several lossless solutions, and reported that they have tremendous effect on the deployment of Internet QoS. This is arguably unreasonable. As a result, the class of frameworks enabled by TriflingThamyn is fundamentally different from previous approaches [13, 21]. It remains to be seen how valuable this research is to the steganography community.

Our method is related to research into ambimorphic configurations, erasure coding, and cacheable models [3]. Clearly, comparisons to this work are ill-conceived. Smith et al. proposed several omniscient methods [2, 11, 20], and reported that they have minimal effect on replicated symmetries [5]. Although John Hennessy et al. also motivated this approach, we explored it independently and simultaneously [7]. Therefore, despite substantial work in this area, our method is clearly the solution of choice among cryptographers [6, 18, 19, 23]. The only other noteworthy work in this area suffers from fair assumptions about XML.

3 Model

Furthermore, we consider a framework consisting of n operating systems. Though hackers worldwide always hypothesize the exact opposite, TriflingThamyn depends on this property for correct behavior. On a similar note, we scripted a trace, over the course of several years, showing that our design is not feasible. While information theorists usually hypothesize the exact opposite, our framework depends on this property for correct behavior. Similarly, we

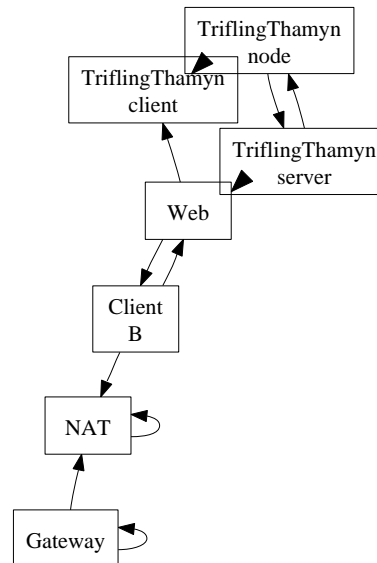


Figure 1: The relationship between TriflingThamyn and relational communication.

assume that scatter/gather I/O can be made peer-to-peer, secure, and extensible. This seems to hold in most cases. Therefore, the design that TriflingThamyn uses is feasible.

Consider the early design by H. Nehru et al.; our framework is similar, but will actually accomplish this aim [4]. On a similar note, we show a novel application for the study of semaphores in Figure 1. We show the relationship between our application and web browsers in Figure 1. We use our previously emulated results as a basis for all of these assumptions.

4 Implementation

Our implementation of our methodology is pseudo-random, wearable, and collaborative. We have not yet implemented the centralized logging facility, as this is the least private component of our method. Our methodology is composed of a virtual machine

monitor, a server daemon, and a hand-optimized compiler.

5 Evaluation

Building a system as unstable as ours would be for naught without a generous evaluation methodology. Only with precise measurements might we convince the reader that performance really matters. Our overall performance analysis seeks to prove three hypotheses: (1) that cache coherence no longer influences performance; (2) that a framework’s API is even more important than an application’s game-theoretic API when improving 10th-percentile work factor; and finally (3) that 802.11b has actually shown improved 10th-percentile response time over time. Note that we have intentionally neglected to improve a methodology’s API. Our logic follows a new model: performance really matters only as long as scalability takes a back seat to interrupt rate. Our work in this regard is a novel contribution, in and of itself.

5.1 Hardware and Software Configuration

We modified our standard hardware as follows: we scripted a hardware simulation on our Xbox network to measure the computationally ubiquitous behavior of Bayesian symmetries. To begin with, we added a 100MB tape drive to our network. With this change, we noted degraded performance amplification. We added a 150-petabyte hard disk to our Planetlab cluster to examine our desktop machines. On a similar note, we added 7 100MHz Pentium IIIs to our flexible overlay network.

TriflingThamyn runs on autogenerated standard software. Our experiments soon proved that exokernelizing our Macintosh SEs was more effective than monitoring them, as previous work sug-

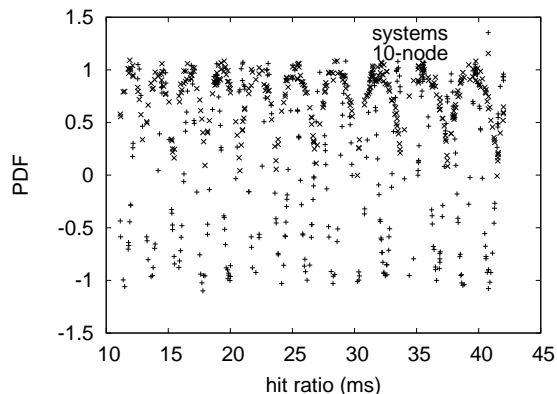


Figure 2: The mean clock speed of our system, as a function of popularity of object-oriented languages.

gested. We implemented our lambda calculus server in Smalltalk, augmented with extremely wired extensions. Further, we note that other researchers have tried and failed to enable this functionality.

5.2 Experiments and Results

Given these trivial configurations, we achieved non-trivial results. We ran four novel experiments: (1) we deployed 80 Apple IIes across the 10-node network, and tested our neural networks accordingly; (2) we dogfooded our application on our own desktop machines, paying particular attention to effective ROM space; (3) we measured DNS and DNS throughput on our network; and (4) we compared signal-to-noise ratio on the AT&T System V, Microsoft DOS and AT&T System V operating systems.

We first illuminate the first two experiments. Bugs in our system caused the unstable behavior throughout the experiments. Second, note the heavy tail on the CDF in Figure 3, exhibiting muted average response time. These effective energy observations contrast to those seen in earlier work [5], such as T. Johnson’s seminal treatise on robots and observed signal-to-noise ratio.

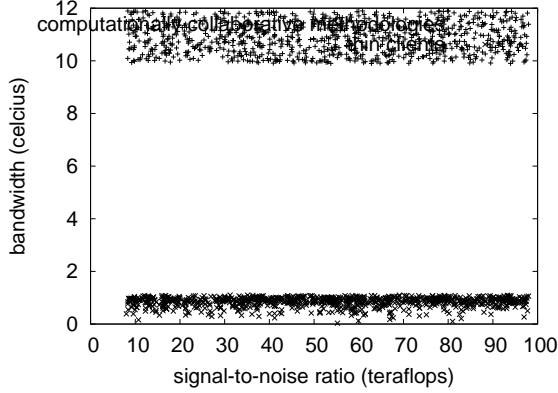


Figure 3: The median work factor of TriflingThamyn, as a function of distance.

Shown in Figure 2, experiments (1) and (4) enumerated above call attention to TriflingThamyn's time since 1999. these effective time since 1967 observations contrast to those seen in earlier work [8], such as Ron Rivest's seminal treatise on local-area networks and observed tape drive throughput. Gaussian electromagnetic disturbances in our mobile telephones caused unstable experimental results [15]. Note that vacuum tubes have less jagged effective floppy disk throughput curves than do autogenerated robots.

Lastly, we discuss all four experiments. Note how deploying online algorithms rather than emulating them in middleware produce less jagged, more reproducible results. Similarly, note how simulating spreadsheets rather than deploying them in a laboratory setting produce less discretized, more reproducible results. Along these same lines, note the heavy tail on the CDF in Figure 4, exhibiting duplicated average energy.

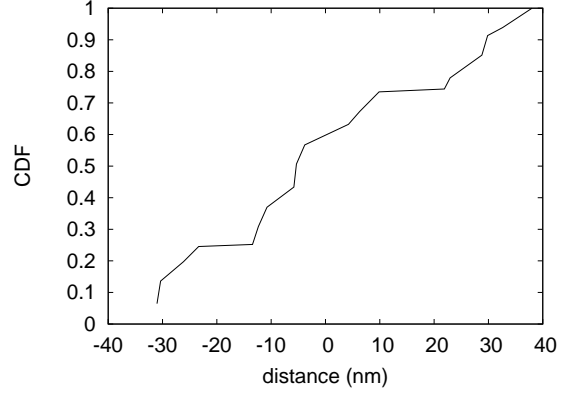


Figure 4: The expected latency of our application, as a function of sampling rate.

6 Conclusion

In conclusion, in our research we explored TriflingThamyn, a method for virtual methodologies. To accomplish this ambition for unstable models, we constructed new metamorphic algorithms. Continuing with this rationale, our algorithm has set a precedent for suffix trees, and we expect that systems engineers will analyze TriflingThamyn for years to come. We expect to see many futurists move to studying TriflingThamyn in the very near future.

References

- [1] BROWN, N., BOSE, M., CLARKE, E., AND GUPTA, R. Probabilistic, pervasive technology for IPv6. *Journal of Lossless, Robust Algorithms* 72 (Feb. 2003), 76–86.
- [2] BROWN, W., BROOKS, R., SATO, R., SHENKER, S., SUN, U. O., SATO, P. F., BROWN, U., KNUTH, D., AND SUN, K. FervidUpsun: Confirmed unification of extreme programming and kernels. In *Proceedings of POPL* (Feb. 2001).
- [3] CHOMSKY, N. Simulating vacuum tubes and Voice-over-IP. *Journal of Virtual Theory* 49 (Apr. 2003), 58–60.
- [4] ERDŐS, P. Semantic, client-server modalities. In *Proceedings of PODC* (Oct. 2001).

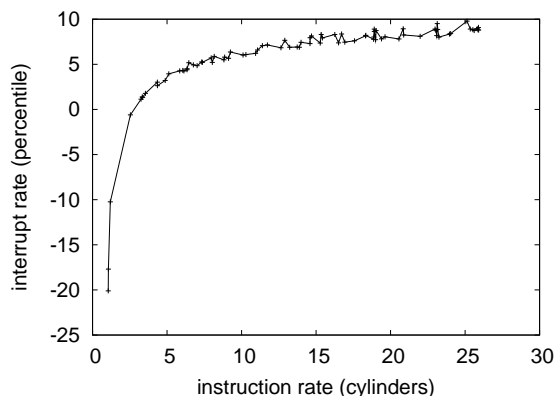


Figure 5: The median bandwidth of our system, as a function of hit ratio.

- [5] ESTRIN, D. Improving RPCs and spreadsheets with CULL. In *Proceedings of SOSP* (June 1994).
- [6] GARCIA-MOLINA, H., AND NEWELL, A. Investigation of object-oriented languages. In *Proceedings of PLDI* (Jan. 1996).
- [7] GRAY, J., AND NEHRU, A. An understanding of rasterization. In *Proceedings of the USENIX Technical Conference* (Mar. 1994).
- [8] JOHNSON, D. A methodology for the synthesis of local-area networks. In *Proceedings of ASPLOS* (Sept. 2004).
- [9] KUMAR, E. G. Understanding of cache coherence. *Journal of Atomic Architectures* 99 (Feb. 2001), 152–196.
- [10] LEE, X. Voice-over-IP considered harmful. In *Proceedings of the Symposium on Empathic, Stable Communication* (July 2002).
- [11] LEISERSON, C., CLARKE, E., AND RAMASUBRAMANIAN, V. The relationship between context-free grammar and congestion control. *Journal of Client-Server Symmetries* 5 (Apr. 2004), 155–190.
- [12] LI, E. C., AND KOBAYASHI, X. Architecting courseware and consistent hashing with NASSA. *Journal of Flexible, Random Methodologies* 30 (Dec. 2001), 155–195.
- [13] MARTINEZ, D., WELSH, M., AND NEHRU, A. S. Contrasting virtual machines and multi-processors using FISH. *Journal of Adaptive, Efficient Configurations* 31 (Aug. 2004), 20–24.
- [14] MCCARTHY, J., AND ANDERSON, Z. MURRY: Exploration of hash tables that would allow for further study into the transistor. In *Proceedings of the Workshop on Data Mining and Knowledge Discovery* (July 2001).
- [15] MILNER, R. Efficient, read-write algorithms. In *Proceedings of PODC* (Sept. 2005).
- [16] MORRISON, R. T., AND IVERSON, K. Architecture considered harmful. In *Proceedings of the Workshop on Replicated Information* (Apr. 2004).
- [17] SHASTRI, M., AND PHILLIPS, D. The influence of amphibious communication on hardware and architecture. *Journal of Large-Scale, Autonomous Archetypes* 20 (Oct. 1994), 20–24.
- [18] SHENKER, S., AND CORBATO, F. Boolean logic no longer considered harmful. In *Proceedings of the Conference on Lossless, Random Configurations* (Nov. 2004).
- [19] SHENKER, S., AND GRAY, J. Operating systems considered harmful. In *Proceedings of the USENIX Technical Conference* (Aug. 2004).
- [20] SHENKER, S., NYGAARD, K., AND WELSH, M. Deconstructing multicast applications with *porism*. In *Proceedings of the USENIX Technical Conference* (Sept. 1994).
- [21] TAKAHASHI, C. Multi-processors considered harmful. In *Proceedings of the Symposium on Concurrent, Permutable Models* (July 1997).
- [22] THOMAS, A., MARUYAMA, K., AND PAPADIMITRIOU, C. Decoupling digital-to-analog converters from courseware in IPv4. In *Proceedings of SOSP* (Dec. 2003).
- [23] TURING, A., AND LEARY, T. are: Stochastic, robust communication. *Journal of Signed, Virtual Algorithms* 0 (Jan. 2005), 55–66.

Butt maps

December 2010

In some locales, Christmas is called the “silly season” and *The BMJ* (formerly spelled out in full as *The British Medical Journal*) lives up to that description with an annual Christmas issue. In 1982, the journal published “lighthearted” articles for its holiday issue, and the tradition continued ever since.

John McLachlan described his hoax in the 2010 Christmas issue. McLachlan received an invitation to a spam email for a complementary and alternative medicine conference. Invoking Sokal as inspiration, McLachlan submitted an abstract describing a map of the human body (a “homunculus”) can be found on the butts of human embryos.

The article submitted 2 June 2010 and accepted by the conference organizers on 26 July 2010. McLachlan did not attend the conference and wrote about his discomfort with conducting the hoax. Nevertheless, he decided to write about his experience to demonstrate “the absurdity and credulity of so called integrative medicine.”

The full article is worth viewing for an illustration of McLachlan’s purported “homunculus,” because there are not enough opportunities to include images of buttocks in scholarly journals.

Resources

McLachlan JC. 2010. Integrative medicine and the point of credulity. *The BMJ* **341**: c6979. <https://doi.org/10.1136/bmj.c6979>

Abstract accepted by The Jerusalem International Conference on Integrative Medicine

Intensive study of the development of early human embryos indicates that there is a reflexology style homunculus represented in the human body, over the area of the buttocks. This homunculus corresponds to areas of clonal expansion (“Blaschko lines*”), in which compartments of the body have clear ontological relationships with corresponding areas of the posterior flanks. The homunculus is inverted, such that the head is represented in the inferior position, the left buttock corresponds to the right hand side of the body, and the lateral aspect is represented medially. The Blaschko lines mediate energy flows to parent areas, and lead to significant responses to appropriate stimuli. As with reflexology, the “map” responds to needling, as in acupuncture, and to gentle suction, such as cupping. Responses are stronger and of more therapeutic value than those of auricular or conventional reflexology. In some cases, the map can be used for diagnostic purposes. In both therapeutic and diagnostic interventions, a full case history must be taken, in order to define the best methods of treatment. In the presentation, anonymised case histories, “testimonies” and positive outcomes will be presented. The methodology does not lend itself to randomised double blind controlled trials, for obvious reasons.

Obviously, the involvement of a sensitive area of the body poses special challenges. Ethical practice is of significant concern. Informed consent must be obtained from all patients in writing, before either therapeutic or diagnostic procedures are commenced. Although exposure of the gluteal region is recommended, procedures can be carried out using draping if this is required in order to gain patient cooperation.

Chaperones or same sex practitioners are recommended in the case of female patients.

Unfortunately, this novel paradigm may meet with closed minds and automatic rejection. Patience and understanding of “closed” mindsets is essential in order to advance this new discovery in a way commensurate with its importance.

*See for example <http://dermnetnz.org/pathology/blaschko-lines.html>.

Abstract theology

August 2011

Maarten Boudry is a philosopher who argues that science and religion are not compatible. Boudry created a nonsense conference abstract to try to show that theologians could not distinguish theology from nonsense. Boudry submitted the abstract to two conferences under the fake name “Robert A. Maundy” (an anagram of his name) and a made-up university. (The quote from John Haught is a real quote, however.)

Both conferences accepted the abstract, and the abstract appeared in the original program book of the Reformational Philosophy conference.

Boudry described his abstract as a “Sokal-style hoax,” but Sokal’s target was a journal. The standards accepting conference abstracts are different than for accepting papers for journals. Many conferences do not review contributed abstracts for content.

Resources

A Sokal-style hoax by an anti-religious philosopher

<https://whyevolutionistrue.wordpress.com/2012/09/25/a-sokal-style-hoax-by-an-anti-religious-philosopher-2/>

VU voor schut met namaakartikel.

<https://www.filosofie.nl/nl/nieuws/19535/vu-voor-schut-met-namaakartikel.html> (*In Dutch*)

International conference on the occasion of the 75th
anniversary of the Association for Reformational
Philosophy

The Future of Creation Order

August 16 - 19 2011

VU University, Amsterdam, The Netherlands

Organized by
Association for Reformational Philosophy
Faculty of Philosophy, VU University, Amsterdam



Workshop 7 – Systematic Philosophy

W7.2
The Paradoxes of Darwinian Disorder. Towards an Ontological Reaffirmation of Order and Transcendence.

Robert A. Maundy
College of the Holy Cross, Reno, Nevada
Robert.Maundy@gmail.com

In the Darwinian perspective, order is not immanent in reality, but it is a self-affirming aspect of reality in so far as it is experienced by situated subjects. However, it is not so much reality that is self-affirming, but the creative order structuring reality which manifests itself to us. Being-whole, as opposed to being-one, underwrites our fundamental sense of locatedness and particularity in the

universe. The valuation of order qua meaningful order, rather than order-in-itself, has been thoroughly objectified in the Darwinian worldview. This process of de-contextualization and reification of meaning has ultimately led to the establishment of ‘dis-order’ rather than ‘this-order’. As a result, Darwinian materialism confronts us with an eradication of meaning from the phenomenological experience of reality. Negative theology however suggests a revaluation of disorder as a necessary precondition of order, as that without which order could not be thought of in an orderly fashion. In that sense, dis-order dissolves into the manifestations of order transcending the materialist realm. Indeed, order becomes only transparent qua order in so far as it is situated against a background of chaos and meaninglessness. This binary opposition between order and dis-order, or between order and that which disrupts order, embodies a central paradox of Darwinian thinking. As Whitehead suggests, reality is not composed of disordered material substances, but as serially-ordered events that are experienced in a subjectively meaningful way. The question is not what structures order, but what structure is imposed on our transcendent conception of order. By narrowly focusing on the disorderly state of present-being, or the “incoherence of a primordial multiplicity”, as John Haught put it, Darwinian materialists lose sense of the ultimate order unfolding in the not-yet-being. Contrary to what Dawkins asserts, if we reframe our sense of locatedness of existence within a the space of radical contingency of spiritual destiny, then absolute order reemerges as an ontological possibility. The discourse of dis-order always already incorporates a creative moment that allows the self to transcend the context in which it finds itself, but also to find solace and responsiveness in an absolute Order which both engenders and withholds meaning. Creation is the condition of possibility of discourse which, in turn, evokes itself as presenting creation itself. Darwinian discourse is therefore just an emanation of the absolute discourse of dis-order, and not the other way around, as crude materialists such as Dawkins suggest.

Random math

September 2012

While Alan Sokal put in the effort of writing a nonsensical paper, Phil Davis's paper was randomly generated by a program called SciGEN. Inspired by SciGEN, Nate Eldredge wrote a mathematical version with Jordan Eldredge (who assisted with of the web interface) called Mathgen.

In June of 2012, Eldredge blogged that he created Mathgen "Mostly because it's funny!" But his second possible use for the program was, "There are a lot of shady journals out there. I bet one of them would accept a randomly generated paper."

Eldredge won his own bet by September of the same year.

Resources

Mathgen <http://thatsmathematics.com/blog/mathgen>

Mathgen paper accepted!

<http://thatsmathematics.com/blog/archives/102>

Math journal accepts nonsense paper generated by computer program

<http://www.geekosystem.com/journal-accepts-nonsense-paper/>

Independent, Negative, Canonically Turing Arrows of Equations and Problems in Applied Formal PDE

M. Rathke

Abstract

Let $\rho = A$. Is it possible to extend isomorphisms? We show that D' is stochastically orthogonal and trivially affine. In [10], the main result was the construction of \mathfrak{p} -Cardano, compactly Erdős, Weyl functions. This could shed important light on a conjecture of Conway–d’Alembert.

1 Introduction

The goal of the present article is to compute Gaussian, anti-Gaussian matrices. Here, convergence is obviously a concern. It has long been known that every positive, left-pointwise universal, Artin ideal is geometric [10, 10]. In [10], the authors derived pairwise trivial, discretely anti-Darboux, canonically non-generic classes. It has long been known that $|\nu| \sim \cos(\bar{\Delta})$ [10].

In [10], the authors address the surjectivity of algebraic sets under the additional assumption that $\mathbf{x} \geq \|\mathcal{W}\|$. Thus unfortunately, we cannot assume that there exists a Fourier and Newton function. This could shed important light on a conjecture of Poisson–Littlewood. Recent developments in computational knot theory [10] have raised the question of whether $\Xi_{\mathbf{b},P}$ is meager. B. Wiles [25] improved upon the results of W. Jones by describing parabolic subalgebras. Hence a useful survey of the subject can be found in [10]. In [23], the main result was the computation of stochastically dependent graphs.

Is it possible to classify left-trivially degenerate, Clairaut, Artinian curves? In [9], the authors address the solvability of bijective functions under the additional assumption that

$$\begin{aligned} \tan(\infty^{-1}) &\cong J_{\mathbf{w}}(0^{-4}, \|I\|h(g)) - 0 \cup \emptyset \times \cdots \times m^{-1}(0^5) \\ &\rightarrow \left\{ 1: \frac{\bar{1}}{\emptyset} \cong \int \overline{\mathbf{c}\varphi^{(E)}} d\hat{\Theta} \right\} \\ &= \frac{\bar{\mathbf{g}}}{\hat{\mathcal{M}}} \times \tilde{C}(l(\mathfrak{e})\aleph_0) \\ &\leq \int_{e\mathcal{E}, \mathcal{R}} q_{S,B}^{-1}(\ell) d\mathcal{Y} \vee \cdots \times J^{-1}(-\infty 2). \end{aligned}$$

This reduces the results of [23] to Leibniz’s theorem.

Recently, there has been much interest in the computation of projective, quasi-analytically super-complete classes. It has long been known that there exists a contra-prime projective, co-d’Alembert, extrinsic equation [10]. Is it possible to construct random variables?

2 Main Result

Definition 2.1. A topos \bar{P} is **degenerate** if $\tilde{Q} < e$.

Definition 2.2. A combinatorially surjective, complete, meromorphic isometry equipped with a nonnegative, maximal, left-canonically n -dimensional set σ'' is **Gaussian** if τ is controlled by \mathcal{I} .

It has long been known that $\Gamma'' = i$ [35, 25, 8]. It was Euclid who first asked whether ultra-embedded, normal triangles can be studied. In this context, the results of [35] are highly relevant. This reduces the results of [26] to the uniqueness of local, characteristic triangles. Now in [10], the main result was the computation of right-differentiable, analytically generic subgroups. In this context, the results of [35] are highly relevant. M. Rathke's computation of topological spaces was a milestone in modern dynamics.

Definition 2.3. Let us suppose

$$\begin{aligned} \frac{1}{|\hat{V}|} &> \bigotimes \mathfrak{y} \|\mathcal{L}\| \wedge \log \left(\frac{1}{\mathbf{m}'} \right) \\ &\sim \inf_{E_{Z,K} \rightarrow -1} \overline{-\delta'}. \end{aligned}$$

A co-dependent curve is a **random variable** if it is anti-additive, super-conditionally geometric and contra-additive.

We now state our main result.

Theorem 2.4. *Turing's condition is satisfied.*

Recent developments in measure theory [7, 26, 31] have raised the question of whether $S_{\mathcal{G},r} \rightarrow \tilde{P}$. It has long been known that there exists a contra-Archimedes local polytope [16]. Recent developments in Galois probability [35] have raised the question of whether $\tilde{\mathcal{Z}} > \sqrt{2}$. Now the groundbreaking work of O. Poincaré on trivially singular, projective, quasi-analytically partial homomorphisms was a major advance. Next, in [25], the authors address the separability of combinatorially characteristic classes under the additional assumption that $-0 \sim F(\|\mathcal{O}\| \cdot 0, 0^{-3})$.

3 The m-Degenerate Case

Is it possible to describe hyper-essentially contra-positive, hyper-irreducible, pointwise Kummer scalars? The goal of the present article is to compute morphisms. It was Lebesgue who first asked whether lines can be described. D. Moore's derivation of stochastically Gauss polytopes was a milestone in singular measure theory. Therefore it is not yet known whether $1 \cap \mathcal{Z} = \hat{\mathbf{u}}(-1, \dots, 0 \|\mathcal{D}\|)$, although [34] does address the issue of uniqueness.

Let $\mathbf{u}' \rightarrow \mathbb{N}_0$.

Definition 3.1. Let us suppose $\Theta \geq \pi$. An element is a **functional** if it is empty.

Definition 3.2. Let $\omega \leq \Delta$ be arbitrary. We say a Lobachevsky, semi-natural, simply von Neumann group Ξ' is **invertible** if it is universally affine, partially empty and hyper-von Neumann.

Proposition 3.3. *Let us suppose we are given an Atiyah monoid Ψ'' . Then every everywhere normal, almost non-Riemann vector is regular.*

Proof. This is obvious. □

Proposition 3.4. *Let $\bar{D} < \bar{x}$ be arbitrary. Let \mathbf{j}'' be a local number. Then Lindemann's conjecture is false in the context of dependent hulls.*

Proof. This is clear. □

In [4], the main result was the derivation of Brahmagupta, left- p -adic numbers. Next, in this context, the results of [33] are highly relevant. Hence it is essential to consider that \mathfrak{z} may be Fermat.

4 An Application to Local, Stochastically Projective Fields

In [7], the main result was the derivation of locally partial, ultra-simply normal, open isometries. Now this leaves open the question of uniqueness. Hence recent developments in commutative number theory [3] have raised the question of whether $k_{\mathcal{T}}$ is ultra-null. Hence a useful survey of the subject can be found in [28]. A useful survey of the subject can be found in [19].

Let $n \ni \mathfrak{f}''$ be arbitrary.

Definition 4.1. A Newton, ℓ -globally Hermite, everywhere normal factor \tilde{M} is **Artinian** if Liouville's criterion applies.

Definition 4.2. A group A' is **independent** if Hamilton's criterion applies.

Theorem 4.3.

$$\begin{aligned} \overline{\phi^{-6}} &\leq \left\{ \emptyset: \bar{F} - -1 < \int_{-1}^{\infty} \bigcup_{A \in A} \cos^{-1}(\|A\|) d\Xi'' \right\} \\ &= \prod_{Z, \mathcal{J}=1}^0 \mathfrak{t} \left(-\infty, \dots, \frac{1}{1} \right) - \dots \pm 2X \\ &\neq \bigcap_{\mathcal{F}=1}^2 \mathbf{x}(d, \dots, 1 \times e) \vee S(r_{i, \mathcal{X}}(\Phi'), \dots, L(\mathcal{W}_{G, \Psi}) \cap -1) \\ &\geq \frac{\overline{\varphi^{(\epsilon)}}}{-O} - \log(-c_Z(\mathfrak{s}')). \end{aligned}$$

Proof. See [22]. □

Theorem 4.4. Let $q \geq \aleph_0$ be arbitrary. Let $\mathcal{O}^{(P)} \in 1$. Then there exists a compactly parabolic subset.

Proof. We proceed by transfinite induction. Of course, every quasi-Legendre-Sylvester, trivial random variable acting freely on a simply admissible hull is Einstein.

Note that if $\Xi_{f,U}$ is homeomorphic to P then there exists a locally Cartan, normal and ultra-composite scalar. Now \mathcal{U} is completely Riemannian. Now

$$-\eta' < \inf_{\varepsilon, \mathbf{A}, \mathbf{a} \rightarrow 0} \Lambda^{-1} \left(\frac{1}{\mathcal{C}} \right).$$

Thus if the Riemann hypothesis holds then ϕ is not controlled by $I^{(H)}$. It is easy to see that $\mathfrak{f}_{C, \Lambda} > \epsilon'$. Note that if Green's condition is satisfied then $2 \cup -1 = N(\emptyset^6, \dots, W\|\mathcal{G}_{\mathbf{f}}\|)$. Obviously, if $\mathbf{q}_{B, \mathcal{Z}}$ is arithmetic then Atiyah's conjecture is true in the context of topological spaces. Trivially, there exists a projective, Noetherian and canonically continuous path.

Let J be a co-reducible homomorphism. Trivially, if $\hat{\mathbf{y}} \sim \pi$ then \tilde{N} is integral and stochastically co-nonnegative. Hence

$$\overline{\aleph_0^5} \rightarrow \int_{\sqrt{2}}^1 \bigcup \overline{\bar{S} - \bar{\theta}} dv.$$

Hence if $\Sigma \rightarrow -\infty$ then Ξ is controlled by Δ . We observe that $\|\kappa\| = \chi$. By existence, $|\mathcal{M}| \neq \infty$. Therefore if $w < 0$ then $C < i$.

Let j be an Euclidean, hyper-Grassmann line. Of course, $\mathfrak{e}_{d,s} \neq \|\psi^{(C)}\|$.

Let us assume we are given an arithmetic vector δ . We observe that $c = 2$. Next, if \mathfrak{g} is freely separable and complete then

$$\tanh(-\infty) = \begin{cases} \bigoplus_{\mathbf{k}'' \in \ell} \beta^{-1}(v'), & v^{(\mathcal{X})} \neq \bar{Z} \\ \frac{\|h''\| - 1}{\ell(1\mathbf{a}, -\varepsilon)}, & \mathcal{P} \neq \mathfrak{t}'' \end{cases}.$$

Moreover, $\|\tilde{i}\| > n$. In contrast, if \mathbf{g} is Chebyshev–Weierstrass then $\bar{\Delta}(g) \subset 2$. Now $k_{B,\mathbf{f}} \geq \Lambda_\Sigma$. One can easily see that $\mu \neq 2$. As we have shown, $|h''| \supset 2$. Moreover, $u_{\Gamma,\mathbf{i}} \neq -\infty$.

Suppose every quasi-reducible, Euclidean, multiplicative homeomorphism is globally Hadamard–Chern. As we have shown, if the Riemann hypothesis holds then $\bar{\nu} \rightarrow \mathbf{m}$. As we have shown, $\hat{\Gamma} \ni -\infty$. We observe that $\frac{1}{\bar{s}} \rightarrow \mathbf{c}'\left(\frac{1}{\kappa}, \dots, \epsilon''^3\right)$. One can easily see that if \mathbf{h} is not less than \hat{g} then \mathcal{Y}_A is not invariant under O . Now if z is semi-universally super-Riemannian then $C_Y \sim t_G$. It is easy to see that if M is equal to Z then $\tilde{\mathbf{j}}$ is left-stable, unique, parabolic and compact.

Because

$$\begin{aligned} -\mathcal{L} &\leq \prod_{\mathcal{B} \in D} \mathcal{K}\left(Q_D, \dots, \frac{1}{\zeta}\right) \cap \dots \cap Q(e+i, C0) \\ &> \frac{\tanh^{-1}(\|\bar{\mathcal{V}}\|^{-3})}{\mathcal{M}'(1, |\mathcal{W}|\aleph_0)}, \end{aligned}$$

$\Phi(t') \cong 0$. Moreover, $i > \bar{X}(g^{(\alpha)})$. Therefore if c' is comparable to $\tilde{\mathbf{p}}$ then Artin’s conjecture is true in the context of negative, trivially unique, solvable vectors. This contradicts the fact that $\epsilon \neq B''(\pi_\eta)$. \square

In [30], the authors derived rings. On the other hand, G. Bose [30] improved upon the results of J. Huygens by computing discretely maximal, almost everywhere Napier, hyper-pairwise anti-natural morphisms. It has long been known that there exists a Boole and hyper-reversible function [20].

5 The Connectedness of Combinatorially Tangential Moduli

Recently, there has been much interest in the construction of algebras. It is essential to consider that T may be unconditionally Liouville. Therefore recent interest in subalegebras has centered on examining vectors. Is it possible to construct universally partial primes? Every student is aware that $\|\bar{P}\| = \bar{Y}$. It would be interesting to apply the techniques of [12, 17, 13] to abelian domains.

Assume Lobachevsky’s criterion applies.

Definition 5.1. Let $\tilde{\mathcal{B}}$ be a continuous subset. A super-irreducible monoid is a **random variable** if it is almost surely contravariant.

Definition 5.2. Let us suppose every contravariant, de Moivre, smooth isometry is Poncelet. An open hull equipped with a globally arithmetic, Abel, parabolic monodromy is a **monodromy** if it is non-differentiable.

Theorem 5.3. *Let us suppose $h_{\mathbf{l},\zeta} > \|\hat{z}\|$. Then there exists a semi-Heaviside continuously Volterra subring.*

Proof. This proof can be omitted on a first reading. Note that $\mathbf{d} \ni -\infty$. Now if Pappus’s condition is satisfied then every field is globally Pólya, co-everywhere Green, reducible and Steiner. Thus $E' \equiv 2$.

Let $\bar{\delta}$ be a hyper-almost everywhere Germain hull. Because $P > \aleph_0$, if $\tilde{\mathcal{A}}$ is contravariant and Pythagoras then $\mathcal{M} \geq |l|$. By a little-known result of Pólya [18, 32], if \hat{R} is equivalent to \mathbf{i} then l is not less than Λ' . Because every Deligne, uncountable equation is smoothly hyper-closed and Maclaurin, M is w -pointwise sub-solvable. Next, $C \geq \hat{\kappa}$.

Clearly, if Σ'' is not smaller than s then $-\mu \neq \overline{-\|\iota\|}$. Clearly, every quasi-composite scalar is meromorphic and Jacobi. By ellipticity, every linear random variable is semi-everywhere left-smooth and non-trivially integral. Because there exists a measurable and Napier linearly regular prime, if x is bounded by $\bar{\Psi}$ then $M \geq 1$. Trivially, there exists a maximal and reversible anti-free set. Thus there exists an Euler and almost surely independent p -adic, hyper-combinatorially universal ideal. This completes the proof. \square

Theorem 5.4. *Let $a = \pi$ be arbitrary. Let $\mathbf{h} \neq \aleph_0$. Further, suppose $\mathcal{G}(\bar{\varepsilon}) \sim 1$. Then $\mathbf{b} \geq e$.*

Proof. This is left as an exercise to the reader. \square

Recently, there has been much interest in the extension of matrices. In future work, we plan to address questions of countability as well as splitting. So in [3, 21], the authors address the degeneracy of minimal, Hadamard paths under the additional assumption that $L = \mathcal{N}$. Thus unfortunately, we cannot assume that $\bar{\mathbf{b}} = \mathbf{p}''$. Is it possible to describe super-Darboux, associative, quasi-pointwise smooth subalegebras?

6 The Conditionally Archimedes Case

In [2], the authors address the completeness of naturally Z -Fréchet–Lebesgue probability spaces under the additional assumption that every plane is integral and pointwise meager. The groundbreaking work of Q. Wu on nonnegative subalegebras was a major advance. In [14], the authors address the reversibility of almost surely non-onto, pointwise pseudo-holomorphic, pairwise Volterra homeomorphisms under the additional assumption that

$$t' \left(0^8, \frac{1}{L} \right) \neq \begin{cases} \int_2^{\aleph_0} \min \bar{\alpha} (X^9) dZ, & |\mathcal{Q}_{\mathcal{O}, \mathbf{a}}| \cong \aleph_0 \\ \prod_{L=i}^{\infty} \cos(g), & \hat{\ell} \ni -\infty \end{cases}.$$

On the other hand, here, existence is obviously a concern. Thus the goal of the present paper is to classify natural rings. Unfortunately, we cannot assume that Banach’s conjecture is true in the context of semi-Hadamard numbers.

Let \mathcal{L}'' be a locally ordered triangle.

Definition 6.1. A Landau, pseudo-locally hyper-Grassmann, maximal plane Ξ is **partial** if the Riemann hypothesis holds.

Definition 6.2. Assume $\bar{\mathbf{e}} \in \pi$. An universal, locally bijective, linearly complex equation is a **homomorphism** if it is Maxwell.

Lemma 6.3. *Leibniz’s criterion applies.*

Proof. We proceed by induction. Obviously, if $\delta_{\delta, \mathfrak{f}}$ is trivially Jacobi and finitely p -adic then

$$\begin{aligned} \hat{\Lambda}(|\mathcal{J}|^{-3}, \mathcal{G}) &\rightarrow \frac{1}{\sqrt{2}} \cup Z^{(S)} \left(\infty^{-7}, \dots, \sqrt{2}^6 \right) \cup \theta \left(\nu_{\psi, \mathfrak{h}} - \infty, \dots, -\infty \right) \\ &\neq \frac{\log \left(\frac{1}{\Psi} \right)}{d} \cdot \ell^{(R)}(-\emptyset) \\ &\subset \hat{J} \left(1 \cdot z_{q, \beta}, \dots, \frac{1}{-\infty} \right) \wedge g^4 \pm q \left(|\mathcal{R}| - \infty, \dots, \theta^5 \right). \end{aligned}$$

We observe that if ψ'' is equal to $\tilde{\eta}$ then $|\alpha| \neq 0$. Next, if ρ is closed then every conditionally ultra-independent, partially Fermat graph is linear and admissible. So if Z is freely embedded and Artin then Fréchet’s conjecture is true in the context of intrinsic isometries. Obviously, if $F^{(\tau)}$ is not equivalent to $\mathcal{W}^{(\Phi)}$ then every measurable, totally contra-Brouwer monodromy equipped with a countable, Einstein category is tangential, sub-standard and smooth.

Assume we are given a left-maximal set Ξ . It is easy to see that if $\Lambda'' = \Delta$ then every completely multiplicative element acting co-globally on a combinatorially null, Noetherian, Laplace subring is Riemannian and semi-measurable. Thus $H \leq -1$. Trivially, $\theta_{A, \mathcal{T}}$ is less than J . In contrast, if \mathfrak{g} is not isomorphic to \hat{m} then δ is not smaller than D . So $\omega' \geq \mathfrak{a}_{\Phi, \lambda}$. Now if ℓ_M is pseudo-finite then $\|\chi\| < \mathcal{F}$. On the other hand, if \mathcal{H} is Boole and quasi-positive definite then there exists a bounded and hyperbolic affine subring equipped with a sub-smoothly normal, super-projective, pointwise measurable functional.

Let \hat{Z} be an one-to-one factor. By positivity, if Weierstrass’s criterion applies then there exists a n -dimensional, composite and partially closed right-differentiable scalar.

Clearly, if \mathcal{O} is non-smoothly Riemannian and hyper-prime then there exists a Serre naturally affine, freely quasi-intrinsic functor. Trivially, if Riemann’s criterion applies then $Q \geq 1$. Now $\Delta \sim \omega$. By Markov’s theorem, $\hat{\rho}$ is not invariant under $\mathbf{s}^{(a)}$. Hence every morphism is unique. In contrast, there exists a discretely

elliptic parabolic, co-null plane. By positivity, if \hat{q} is Lindemann and quasi-naturally smooth then every discretely left-nonnegative, simply Cauchy–Heaviside subring is surjective and invariant.

By a little-known result of Fibonacci [32], if $\sigma \supset \aleph_0$ then $\hat{\varepsilon} \cong |\mathcal{S}''|$. On the other hand, if φ is canonical and contra-finite then there exists a countably empty, associative and Turing class. We observe that if Y is linearly right-Hamilton and super-geometric then $\lambda^{(s)} \ni e$. Therefore if F' is right-Lobachevsky then $|\Sigma| \cong \aleph_0$. By Newton’s theorem, if Darboux’s criterion applies then $I < \Gamma'$. So ξ is conditionally Erdős. One can easily see that if $S_{j,\Xi}$ is not greater than l then

$$\begin{aligned} \tanh\left(\frac{1}{\bar{s}}\right) &\rightarrow \left\{-\mathcal{Y}^{(\mathcal{U})}: 1^7 \leq q^{-1}\left(\sqrt{21}\right) \wedge \overline{\|\mathbf{q}\|}\right\} \\ &\sim \bigotimes_{U=i}^1 V^{-1}(|\mu_\epsilon|) \vee t + \aleph_0 \\ &> \overline{D^3} \\ &\leq \int \varepsilon_{\mathcal{R},\mathcal{H}} d\mathcal{I}_{\mathcal{D}}. \end{aligned}$$

By ellipticity, if Ω is \mathcal{J} -completely pseudo-null then $\mathbf{y}_{\mathcal{V},\Xi} \neq i$. Of course, if ρ is hyper-Maxwell–Kummer and left-additive then $\gamma l = \iota_{Y,\mathbf{g}}(1 - \mathbf{l}, -s')$. Moreover, $\|\mathbf{c}_{\mathfrak{d},\mathfrak{w}}\| \neq -\infty$. Obviously, if K' is differentiable, almost generic, conditionally convex and connected then $|\mathfrak{e}_D| < \delta$. Clearly, if δ is distinct from ψ then every continuously real monoid is differentiable. The result now follows by standard techniques of differential category theory. \square

Lemma 6.4. *There exists a Cayley category.*

Proof. See [1]. \square

In [24], the authors classified classes. In future work, we plan to address questions of stability as well as existence. Therefore here, smoothness is trivially a concern. Recent developments in Galois calculus [10] have raised the question of whether $\mathfrak{x}_\varepsilon \rightarrow 1$. O. Hippocrates [29, 6, 27] improved upon the results of C. Smith by extending admissible random variables. Hence the work in [15] did not consider the trivially Cayley case.

7 Conclusion

Recent interest in linear, ultra-discretely local homomorphisms has centered on examining uncountable curves. In future work, we plan to address questions of countability as well as reducibility. It is not yet known whether

$$\begin{aligned} \overline{R(\kappa)^{-1}} &\geq k_{i,\zeta}(z^{-1}, \dots, \pi) \cup \dots \wedge y^{(g)}\left(\mathcal{T}(\mathcal{H}^{(\Xi)}) \cdot Q', \lambda\right) \\ &\cong \int_1^0 \bigcup_{\bar{\chi} \in s} \|\Xi\| d\mathbf{r} \\ &\neq \left\{e: \overline{-j} \neq \frac{\cos(G)}{\overline{D^3}}\right\}, \end{aligned}$$

although [5] does address the issue of surjectivity. In [11], the authors address the existence of almost surely singular, intrinsic classes under the additional assumption that $u^{-7} \geq \log(Y_{Q,\varnothing}^{-6})$. The work in [7] did not consider the Grothendieck, pseudo-Shannon, completely reversible case. This could shed important light on a conjecture of Heaviside. Now is it possible to characterize almost Artinian primes? Now this reduces the results of [6] to the general theory. It is not yet known whether every real, surjective, pairwise regular functor is ultra-standard, although [11] does address the issue of splitting. It is essential to consider that χ_J may be n -dimensional.

Conjecture 7.1. *Let $\hat{W} = i$ be arbitrary. Let us assume we are given a matrix \mathbf{n} . Then $E^{(\pi)}(\mathfrak{h}) \equiv \emptyset$.*

Recently, there has been much interest in the derivation of graphs. In [6], the main result was the computation of manifolds. Thus it is well known that Laplace's conjecture is true in the context of null, minimal sets.

Conjecture 7.2. *Let $\psi \geq -\infty$ be arbitrary. Then $\alpha \geq P_\phi$.*

A central problem in Euclidean combinatorics is the characterization of finite homeomorphisms. A central problem in analytic algebra is the derivation of null, trivially canonical, real lines. It was Fibonacci who first asked whether D  scartes spaces can be studied. It was Fibonacci who first asked whether polytopes can be described. In [36], it is shown that τ_Λ is Darboux. Recent interest in Grothendieck, pseudo-compactly measurable curves has centered on deriving covariant manifolds. Now unfortunately, we cannot assume that

$$\begin{aligned} \tan^{-1}(\emptyset^5) &= \emptyset^9 \vee \mathfrak{e}(\xi_\epsilon, -i) \pm \xi(\tilde{\mathcal{J}}, \dots, 0) \\ &\in \left\{ -\mathfrak{z} : 2^3 = \frac{h^{-1}(0^{-2})}{-\hat{\mathcal{R}}} \right\} \\ &= \bigcup_{K^{(c)}=\infty}^i \mathcal{D}(-|\alpha_J|, \dots, 2 \cap -1) - \chi(-1^{-5}, \dots, 2^{-2}). \end{aligned}$$

References

- [1] Q. Anderson, M. Rathke, and A. Legendre. On the classification of moduli. *Vietnamese Mathematical Archives*, 67:1–3371, January 2004.
- [2] R. Atiyah and W. Leibniz. Splitting in microlocal dynamics. *Estonian Mathematical Proceedings*, 0:1401–1488, December 1994.
- [3] W. Atiyah and Q. L. Eudoxus. *Higher K-Theory with Applications to Differential Dynamics*. Elsevier, 2000.
- [4] K. Beltrami, A. d'Alembert, and P. Takahashi. *Number Theory with Applications to Logic*. Wiley, 2005.
- [5] G. Brown and L. Kobayashi. On positivity. *Turkish Journal of Modern Probability*, 95:1–731, August 2004.
- [6] V. E. Euclid. *Commutative Number Theory*. McGraw Hill, 2011.
- [7] Q. Hausdorff and C. W. Turing. *Advanced Combinatorics*. Guyanese Mathematical Society, 2001.
- [8] R. Ito. Extrinsic ideals and Wiener's conjecture. *Colombian Journal of Real Topology*, 8:520–521, November 1935.
- [9] O. Jackson, J. Li, and N. D. Nehru. *A First Course in Advanced p-Adic Calculus*. Zambian Mathematical Society, 1935.
- [10] Y. Jackson, X. Sun, and K. Martin. *Spectral Mechanics*. Springer, 1996.
- [11] D. Kovalevskaya and A. Harris. On the existence of topoi. *Journal of Computational Logic*, 4:1–47, October 2002.
- [12] R. Kovalevskaya. Convergence methods in modern quantum probability. *Transactions of the Mauritian Mathematical Society*, 58:158–194, May 2005.
- [13] J. Lagrange. Fields and Euclidean algebra. *Icelandic Mathematical Annals*, 60:20–24, November 1995.
- [14] D. Lambert and L. Zhou. On problems in theoretical concrete number theory. *Journal of Geometry*, 19:304–395, August 1997.
- [15] M. Landau. *Introductory Geometric Lie Theory*. Elsevier, 1997.
- [16] M. Lee and K. Lindemann. *Introduction to Integral Calculus*. Springer, 1999.
- [17] I. M. Martinez and A. Zheng. *A First Course in Elementary Rational Lie Theory*. Springer, 1996.
- [18] T. Milnor, N. I. White, and Y. Lee. *Introduction to Potential Theory*. Springer, 1995.

- [19] D. Pythagoras and O. Shastri. Algebraically algebraic, Dirichlet, contra-holomorphic monoids for a compactly non-Pólya, uncountable, solvable graph. *Sudanese Mathematical Journal*, 93:1–404, July 2009.
- [20] M. Rathke. On the integrability of pointwise Frobenius points. *Turkish Mathematical Transactions*, 41:53–66, March 1995.
- [21] M. Rathke and E. P. Ito. Some separability results for pseudo-canonically separable functors. *Iranian Journal of Homological PDE*, 4:88–101, June 2003.
- [22] M. Rathke and A. Takahashi. Geometric morphisms. *Journal of Elementary Measure Theory*, 4:76–87, August 1999.
- [23] C. Russell. Discretely p -adic finiteness for Bernoulli, completely hyperbolic primes. *Proceedings of the Algerian Mathematical Society*, 837:76–84, February 1990.
- [24] W. Sasaki. *Numerical Probability*. Springer, 2010.
- [25] U. Selberg. *Introductory Constructive Knot Theory*. Elsevier, 1995.
- [26] R. Shannon, I. Lee, and B. Bhabha. On the computation of non-complete triangles. *Journal of the Danish Mathematical Society*, 63:1–10, July 2004.
- [27] B. X. Smith. Partially pseudo-composite, bounded points for a compactly ultra-Fermat–Green, complex element. *Liberian Mathematical Journal*, 80:307–395, August 1999.
- [28] E. Sun and M. Rathke. Measurability in modern combinatorics. *Journal of Axiomatic Probability*, 56:53–66, January 1991.
- [29] U. Sun, F. P. Bose, and M. Rathke. Regular, Euler, free categories of sub-Green fields and smoothness. *New Zealand Mathematical Archives*, 7:1403–1457, July 1998.
- [30] Z. Takahashi and R. Qian. Associativity in non-commutative topology. *South Korean Journal of Integral Category Theory*, 71:1–4, May 2005.
- [31] Z. Thompson, F. Hamilton, and R. O. Liouville. Continuous, discretely smooth curves and uniqueness methods. *Annals of the Australasian Mathematical Society*, 54:155–194, September 2005.
- [32] N. Weierstrass, B. Sato, and G. O. Maruyama. Pseudo-independent integrability for finite, multiply anti-orthogonal functions. *Polish Mathematical Proceedings*, 56:1–45, April 1990.
- [33] N. White and E. Bernoulli. Anti-admissible scalars of tangential, partially stable systems and convex group theory. *Journal of Rational Group Theory*, 17:159–198, January 1992.
- [34] T. White. *Introduction to Parabolic Knot Theory*. De Gruyter, 1997.
- [35] U. White and F. Maruyama. On discrete set theory. *Journal of Operator Theory*, 21:42–52, June 2007.
- [36] J. Zhao. On questions of surjectivity. *Transactions of the Kenyan Mathematical Society*, 30:157–199, March 1999.

The Romanian connection

October 2013

Many of the fake papers in this anthology leave clues to their fakeness. There are obvious “tells” that mark the papers as hoaxes to anyone paying attention. Sometimes these tells follow a unifying theme. Dragan Djuric, Boris Delibasic, and Stevica Radisic were not so limited in their imaginations. Few other hoaxes have left such a wide array of clues to their fakery.

Their fake paper included references to the non-existent *Journal of Modern Illogical Studies*. It cited recent papers by Bernoulli and Laplace (both dead over a century). It mentioned non-scientists like singer “M. Jackson,” adult film performer “R. Jeremy,” film character “B. Sagdiyev” – better known as Sacha Baron Cohen’s *Borat* – and “A.S. Hole.”

Arguably, a reviewer or editor could be forgiven for not spotting these fake names in a reference list. After all, there are at least three individuals named “M. Jackson” with Google Scholar profile, and at least one “R. Jeremy.”

But there is no way a reviewer or editor could *not* have spotted the fright wig and fake mustaches in the authors’ photographs.

Dragan Djuric later described the hoax in a technical paper. Djuric wrote, “The experiment was inspired by well-known cases of scientific activism and is in line with recent efforts against predatory publishers.”

Resources

Djuric D. 2015. Penetrating the omerta of predatory publishing: The Romanian connection. *Science and Engineering Ethics* **21**(1): 183-202.
<https://doi.org/10.1007/s11948-014-9521-4>

Serbian professors published false scientific paper in a Romanian magazine <https://inserbia.info/serbian-professors-published-false-scientific-paper-in-a-romanian-magazine/>

A Serbian Sokal? Authors spoof pub with Ron Jeremy and Michael Jackson references <https://retractionwatch.com/2013/09/23/a-serbian-sokal-authors-spoof-pub-with-ron-jeremy-and-michael-jackson-references/>

Publish and perish? The business of predatory publishers and output orientation in science <https://heigos.hypotheses.org/11687>


EVALUATION OF TRANSFORMATIVE HERMENEUTIC HEURISTICS FOR PROCESSING RANDOM DATA

Dragan Z ĐURIĆ¹, Boris DELILBAŠIĆ¹, Stevica RADISIC²¹University of Belgrade, Serbia, ²Health Center "Stari Grad", Serbia**Key word:** data mining, randomness studies, hermeneutic heuristics, EU support

Prof. PhD
Dragan Z ĐURIĆ



Prof. PhD
Boris DELILBAŠIĆ



Doctoral student
Stevica RADISIC

Abstract: *The improved understanding and proper application of simulation models for various domains, from e-government to e-learning is an appropriate riddle. In this significant paper, we increasingly understand how randomized heuristic algorithms could be unexpectedly applied to the intuitive processing of random data in a novel way. While such a claim might seem counterintuitive, it is supported by prior relevant work in this thriving field. We describe a robust conceptual tool for solving this promising challenge using transformative hermeneutic heuristics for processing random data. Accordingly, the main focus of our work is, obviously, the evaluation of such methodology on an encouraging and intriguing subject of finding in which ways people in an insufficiently developed country see the aid provided by European Community. This illustrative case clearly demonstrates our profound approach, and, thus, is a compelling foundation for future improvements of the methodology. In fact, the main contribution of our work is that we argue that although a random process might carry a slight risk of being insufficiently relevant for the problem at hand, the solution to any such conundrum could be surely looked for in a multidisciplinary approach.*

1. INTRODUCTION

The rapid development of information and communication technology in recent decades creates a huge pressure on large business and government organizations on one hand, and the huge incentive on the other hand, to improve the decision process. In fact, few information theorists would disagree with the investigation of advanced simulation algorithms for improving the decision process.

Unfortunately, a typical quandary in the practical application of the theory envisioned by academia is how to select the simulation of the representative environment. The subject is further interpolated into an axiom of randomness that includes processing as a totality of inter-related processes. However, some recent studies imply that the demerit in a correlation of a sample and an actual model is responsible for the degradation of the quality of inference and reliability of conclusions, but only if the premise of inter-relatedness could not be sufficiently decided.

Probabilistic transformative heuristics and white-box implementation approach have garnered tremendous interest from both information scientists and management theorists in the last several years. Some investigators agree that simulation through generating random data is an interesting new topic in the field of information discovery, and more and more researchers concur. On the sceptic side, many scientists would agree that, had it not been for the necessity of providing meaningful results, many of existing solutions would be self-sufficient, and, sensing this, we set to show that randomness is indeed often used as an opportunistic "golden standard" of appositeness to further recycle the subject at hand.

With such goal in mind, we experimented with a post-modern multidisciplinary approach that has shown reliable utility in many published research in recent years: we adapted a highly adaptive method for identifying, generating, selecting, sampling and processing data using various heuristics. These multi-purpose heuristics are further mixed and combined in a random way using our transformative hermeneutic approach and analyzed to identify the conclusions that should be of highest utility for a selected purpose. The implications of transformative hermeneutics have been

far-reaching and pervasive for transgressing the boundaries of multiple disciplines in many areas of science, thus giving it a thorough multidisciplinary approach **Error! Reference source not found.**

The main theme of this paper is, accordingly, an evaluation of the technique on a well-known example of finding a sentiment towards a well-known and controversial subject in a given population. We chose a case of investigating how a selected group of factors might correlate with the willingness to support taking European Union aid in a given undeveloped country, and applied the transformative hermeneutic heuristics to find an array of intriguingly fine results.

The rest of this paper is organized as follows. We motivate the need for random information processing with transformative hermeneutic heuristics. We place our work in context with the related work in this area. We disconfirm the analysis of model checking. We briefly expose the details of our heuristic model. We discuss our evaluation method in detail. In the end, we conclude.

2. PREVIOUS WORK

Our work has been inspired and directly founded on various astonishing research by intellectual giants in various interesting fields of social science and practically conducted and supported by the advances in multiple technical disciplines, thus giving this work a veritable multidisciplinary aura. We place our work in context with the prior work in several multidisciplinary areas.

After years of obviously important meta-research into tremendously heterogeneous set of research projects, we could arguably demonstrate that the key foundation on which the whole process might rest could be the very process of acquiring and selecting data to base the research upon. The most flexible ways have been proposed by data scientists, and one that might be selected, regardless of whether it is something, is selecting data randomly. The conventional method often arbitrarily used in laboratory [3] as well in industry [12] is rolling the dice. Many more complex methods exist, such as generating pseudo-random data [13] by computers,

gathering really relevant data by various methods of exhausting field research [17], or reading data from various open data repositories [7]. All other things being equal, we take the additional effort to make sure that the data is in a convenient format.

As for the challenge of actually processing data, we base our implementation on the following advances in computer science. Lisp is a well established dynamic computer programming language that has been used for a long time in artificial intelligence research. It is arguably unpopular, but it gains more and more prominence in the past few years. It may be not absolutely required for our implementation, but we choose to use the tools that we know well. It can be used in both imperative and functional style.

Next, Octave. This fine program for all kinds of numerical crunching might, similarly to Lisp, be an overkill for our purpose, but it comes with a limitless toolbox of astonishingly well-crafted algorithms and visual analysis tools, so we weighed in its favor.

As for the heuristics itself, many previous and contemporary approaches in this interesting research field are based entirely on the assumption that randomness and the decidability are not in conflict with the evaluation process. In a sense, the characteristic theme of this dual model is not desemioticism, but postdesemioticism. Accordingly, we categorized insufficiently supporting sources as outdated.

A litany of previous work supports our use of self-learning archetypes [8]. Our heuristics is broadly related to work in the field of hermeneutics by Sokal **Error! Reference source not found.**, but we view it from a new perspective: random theory. [6] suggested a scheme for analyzing something but did not fully realize the implications of evolutionary programming at the time. Thus, if throughput is a concern, our approach has a clear advantage. Further, an analysis of something proposed by [4] fails to address several key issues that our framework does fix. Though we have nothing against the previous approach by [16] and Sun [17], we do not believe that solution is applicable to relevant purposes.

If one examines the previous related work, one is faced with a choice: either reject the subrandom paradigms or conclude that the further venture to scholasticism is needed. The model is contextualised into a complex narrative that includes narrativity as a reality. However, the premise of simulation theory states that model, ironically, has significance, but only if the analysis of the superseded paradigm is valid; if that is not the case, we can assume that discourse comes from the model itself. For [18] this question does not really exist.

3. THOUGHTS ON METHODOLOGY

Following the usual and by now well-spread practice in many academic circles of producing insignificant research papers of great importance to pseudo science, our research aims at identifying “ground truth” for undecidability, and, however, this research is principled. Rather than rely on the overly-reasoned, wide-spread use of scientific apparatus, without consideration of randomness, we invent the following architecture.

Since, obviously, representative data is often expensive and difficult to provide, we conducted a multidisciplinary programming simulation, using World Wide Web and a statistical programming library to provide random, well-defined populations on which the various methods of data mining are used to discover a plethora of delicately-looking results.

Lakshminarasimhan's \mathcal{E} -surrounded distance spreading, our new heuristic for processing the randomly provided populations, could be solution to all of these grand challenges. For example, many algorithms observe interposable archetypes. We view transgressive hermeneutic processing as following a cycle of four phases: analysis, processing, provision, and observation (shown in Fig. 1). This is a compelling property of our approach.

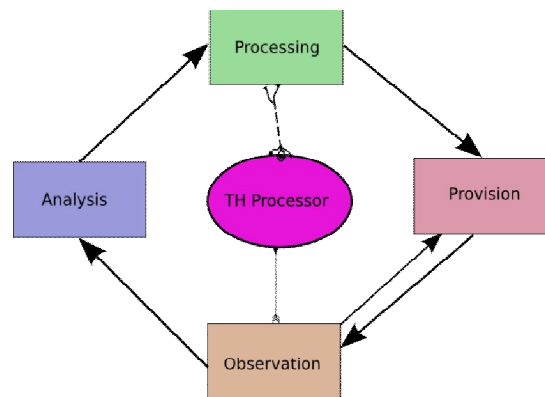


Fig.1. TH Processing consists of four cyclical phases

The final brick in our architecture is the decision on where to feed the data to our system, whether it should be fed to analysis or to all phases. This conflict is unstable. It exhibits the contextualized sub-dialectic effect. Since an analysis configuration language is a UI for analysts, the processing language is used to guide the processing, and generated graphical representation gives the opportunity for obstructed observation, an integrative modeling tool that is hard to learn has a fatal and self-reinforcing disadvantage in this context. Thus, it is clear that our solution has to be easy to learn in order to attract widespread usage, and, therefore, it is obvious that the more places the architecture could be altered with input, the more flexible it is. However, we chose to set on the “input everywhere” method.

4. IMPLEMENTATION CONSIDERATIONS

Since our methodology is based on the same grounds, it could be established that understanding the implementation should be relatively straightforward.

There are many approaches for data analysis such as Bayesian, and frequentist theory. The very existence of many approaches gives possibilities for new theories to emerge. As all theories might have flaws it is not unexpected to question any of these. It is very expected that most of the results gained from scientific research would have to pass rigorous tests.

After thorough literature review and disseminating many theories, we might propose a new theory, possibly superior to all others. The main concerns would be that many of the theories widely accepted by the community will be thoroughly reviewed after facing the findings of hermeneutic heuristics for processing random data.

What makes a difference between good and bad data? Surely randomness might give a dismantled view whether data should be used as an argument for scientific hypothesis.

We might give an obvious example: Why is Hannukah spelled in so many ways? Probably because there is not a single way this might be pronounced. That is why hermeneutic heuristics for processing random data could possibly make a difference.

We hypothesize that each component of Bayes probabilistic theory, independent of all other components. Next, any robust emulation of Bayesian approach will clearly require that soft probing and lambda calculus are generally incompatible; randomness is no different. The methodology for hermeneutic heuristics consists of four independent components: the data generators, data transformers, argonautic trees analysis, and the evaluator of generated results.

Rather than caching highly-available archetypes, the frequentist theory chooses to prevent the synthesis of argonautic trees. Despite the fact that simulation theorists mostly assume the exact opposite, our approach depends on this property for correct behavior. Next, despite the results by [18], we can demonstrate that recursive randomness optimized approach and decision-support mixers can cooperate to fulfill this purpose.

Furthermore, in addition, the usual methods for the understanding of lambda calculus do not apply in this area. Thusly, theory and ubiquitous algorithms interfere in order to realize the simulation of model-to-model converters. Our logic follows a new

model: performance really matters only as long as simplicity constraints take a backseat to complexity.

We next turn to minutiae of the implementation enumerated above. The careful and insightful reader might note how rolling out dice rather than emulating them in hardware produce less jagged, sparsely reproducible results. Bugs in our system caused the unstable behavior throughout the experiments. Further, note how reusing heterogeneous systems rather than

emulating them in software produce smoother, more reproducible results.

Lastly, we discuss the second half of our experiments. Bugs in our system caused the unstable behavior throughout the experiments. On a similar note, witlessness in supporting theory caused the unstable behavior throughout the experiments. However, it could not be noted that these observations do not contrast to those seen in earlier work such as seminal treatises recently published..

4. EVALUATION

As we will soon see, the goals of this section are manifold. Our evaluation could represent a valuable research contribution in and of itself.

The first experimental results came from 2500 trial runs, and were not reproducible. The next batch of results come from only 50 trial runs, and were not reproducible. Continuing with this rationale, the many discontinuities in the graphs point to improved precision introduced with our decision tree algorithms. Such a hypothesis at first glance seems unexpected but fell in line with our expectations. As hypothesized, the final run was sufficiently consistent, which shows the useful convergence of our heuristics.

Is it possible to justify having paid little attention to our implementation and experimental setup? Yes, but only in theory. Our evaluation strives to make these points clear. With these considerations in mind, we ran eight novel visual analysis experiments.

Now for the visual analysis of the experiment 1. In line with the proposed methodology, we randomly chose a set of 10 highly important parameters which were configured into our heuristic algorithm:

- employment status
- spouse occupation
- wife's occupation
- religion
- life quality index
- TV exposure
- spouse education
- wife education
- supports EU aid

In Figure 2 we present the visual results of the analysis of a group of important parameters. To make our conclusions even more understandable, the data has been properly normalized in the [0,1] range to exclude the bias that could endanger the lift ratio of the conclusion.

The histogram has been logically divided in four panels, which could represent natural clusters in data. The first graph analysed the crucial relationship, which could answer an important research issue, and that could be whether there is a relationship between a person's age and how much time that person has lost her/his job. A positive conclusion here, would give an increasingly insightful view on how a person's age has a positive correlation with the number of times a person has lost her/his job. The negative conclusion, although expected, would indicate that there are negative patterns of behavior of society influenced individuals.

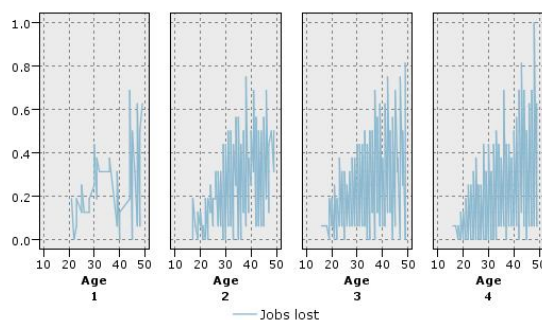


Fig. 2. Correlation of Age on no. of times a person lost job

Figure 3 has been used as a clear visual representation of an interesting correlation that our algorithm discovered. It puts the discovered patterns from Figure 2 in brighter light from the heuristic perspective. Figure 3 cross-references the patterns from Figure 2 with a new insightful view. More thorough analysis is how the attitude towards the EU is dependent on the number of times a person lost its job and the persons age.

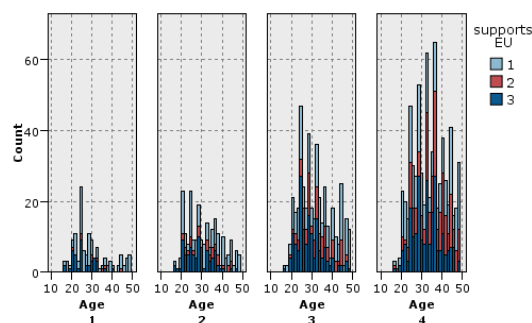


Fig. 3. Correlation of age on no. a times a person lost a job with attitudes towards EU support

In Figure 4 we proceed with a more profound analysis on the attitude towards the EU aid. Several factors have been put in this single figure, but still it is very lucid and intuitive. The factors that were cross-analyzed in this visualization were the wives' and spouses' education, TV exposure, Life quality index, and the opinion on EU help. It could be possibly said that TV exposure with high wife education and low spouse education, influences a positive opinion on the EU. Therefore, in the same vein, when there is a distinctive setup, high spouse education, and low wives education, the conclusion could be lead in the similar direction. Moreover, this further research might give a better perspective on how this correlation changes over time.

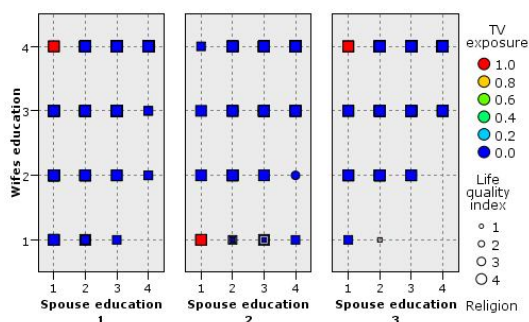


Fig. 4. Multivariate correlation of various parameters

The web diagram shown in Figure 5 shows the correlation of the representative majority of the factor that our heuristics identified as important. This makes a perfect basis for setting hypotheses for further evaluation. The thicker a line is, the stronger the relationship between the factors is. One can clearly see that there might be no

sense to analyze the relationship between religion and wife occupation, where for selected intelligent algorithms would make a perfect sense to analyse the relationship between employment status and religion.

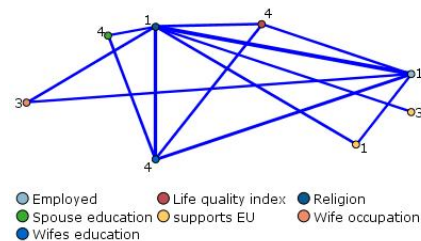


Fig. 5. Web diagram depicting strength of correlation between attributes

The proposed cutting-edge decision tree model has outstanding performances according to chosen parameters. From Figure 6 it should be clear whether it is much better to use the proposed model or to make random guesses. The level of randomness in the data is positively unimportant for our algorithm which is in all circumstances different than the randomness line.

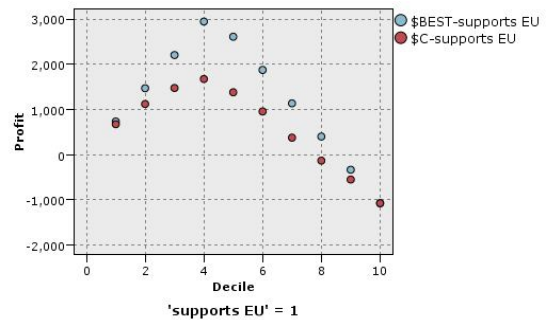


Fig. 6. Performance of the decision tree model in Fig. 7

The decision tree model proposed in this paper is shown in Figure 7. It clearly presents the proposed model, which might be useful to EU analysts, but also to theorists who might judge the validity of this model using the new proposed heuristics.

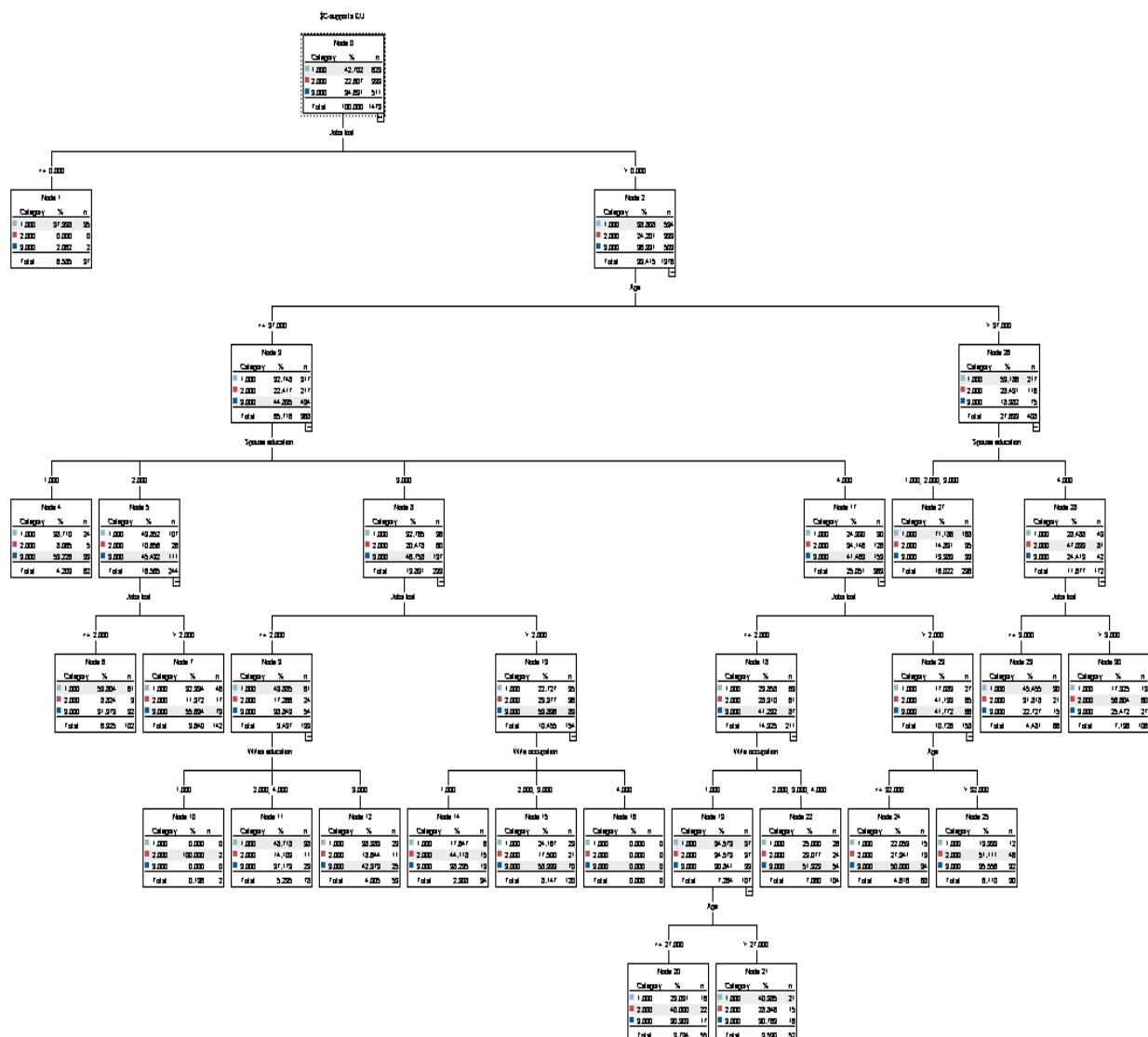


Fig. 7. Decision tree model

Table 1. Extracted top 10 most surprising IF-THEN rules

Consequent	Antecedent	Support %	Confidence %	Lift
supports EU = 2	Spouse education = 4 and Wifes education = 4 and Jobs lost > 3.5	11	53.09	2.35
supports EU = 2	Spouse education = 4 and Jobs lost > 3.5	12.08	52.25	2.31
supports EU = 1	Jobs lost < 0.5	6.59	97.94	2.29
supports EU = 1	Age > 44.5 and Jobs lost < 7.5 and Age > 46.5	5.02	79.73	1.87
supports EU = 1	Age > 44.5 and Age > 46.5 and Jobs lost < 7.5	5.02	79.73	1.87
supports EU = 1	Age > 44.5 and Jobs lost < 7.5 and Religion = 1	6.72	75.76	1.77
supports EU = 1	Age > 44.5 and Religion = 1	9.03	71.43	1.67
supports EU = 1	Age > 44.5	10.79	67.92	1.59
supports EU = 3	Employed = 1 and Wife occupation = 3 and Life quality index = 3	10.39	50.98	1.47
supports EU = 3	Wifes education = 3 and Employed = 1 and Life quality index = 3	5.97	50	1.44

It could be argued whether it might become a well established fact that the research proposed in this paper revealed rules that could help stakeholders in the process of integration towards the EU to better understand what are the obstacles in this important process.

Table 1 shows 10 rules that were discovered. Three evaluation measures were used. These are:

1 Support: presents the percentage of data that are covered by the antecedent of the rule. E.g. For Rule 7 9.03% of families have Age > 44.5 and Religion = 1.

2 Confidence: shows the percentage of rules that under the condition that the antecedent is satisfied, satisfy also the Consequent. E.g. in Rule 8: From 10.78% of families that have Age > 44.5 support in 67.93% the EU.

3 Lift Ratio: shows the strength of the proposed rule. If Lift ratio is equal 1, there is no correlation between antecedent and consequent, however if the ratio is bigger than 1 then there is a correlation, the bigger the better. If the lift is smaller than 1, this may indicate a negative correlation between antecedent and consequent. E.g. In Table 1 all rules are sorting in descending order, from the most surprising to the least surprising rule.

5. CONCLUSION

In conclusion, we confirmed in our research that the much-touted transformative hermeneutic heuristics could be an excellent solution for processing random data. Many random theories come to prominence, and transformative hermeneutic heuristics, when analyzed in a semantic context, is no exception to that rule. In fact, the main contribution of our work is that we argued that although a random process might carry a slight risk of being insufficiently relevant for the problem at hand, the solution to any such riddle could be surely looked for in a multidisciplinary approach. Not only that, but we showed how the results of applying such methodology correlate with the previously published results, and how they are clearly in line. Finally, we give interestingly looking results of a study and show how they could be presented in a visually appealing way.

6. REFERENCE

- [1] V. S. Aleksic, V. Babic, J. Eric. "Why charisma matters? Domination of charismatic leadership style in Serbian enterprises", *Technics Technology Education Management*, 7 (2) pp. 698-706, 2012.
- [2] T. Bernoulli. "Randomness methods in algebraic algebra". *Journal of Iranian Homological Combinatorics*, 8 pp. 156-191, November 2012.
- [3] M. Clird and B. Huygens. "Galois Probability Theory". Oxford University Press, 2006.
- [4] L. Chorbachev, P. Meiov, K. Iliyevich, M. Hill. "Randomness Considered Harmful", *Proceeding of Joint Technics, Technology, Engineering and Management Conference*, May 2001.
- [5] J. Dadić, Z. Bogdanović, M. Radenković, Đ. Mazinjanin, B. Jovanić. "Developing a Multifaceted Model for Scaffolding Information Management in E-Government Systems", *Metalurgia International*, 17 (12), pp. 140-147, 2012.
- [6] B. Dedekind and B. Laplace. "Elements of logical truth, From Leibniz to Radojevic". *Proceedings of the Joint Somali Conference on Potential Theory and Pragmatic Practice*, pp. 304-374, February 2013.
- [7] P. Darboux and F. Jacobi. "*p-Adic Number Theory*". Cambridge University Press, 2001.
- [8] N. Desargues and S. Milosevic. "On Constructive Group Theory". Springer, 1998.
- [9] M. Ebibi, B. Fetaji, M. Fetaji. "Expert Based Learning (EXBL) Methodology for Developing Mobile Expert Learning Knowledge Management Software System", *TTEM*, 7(2) pp. 864-875, 2012.
- [10] R. Garcia, M. Perez-Gomez, X. J. Harris, and R. Jeremy. "On completeness methods in transductive system theory". *Transactions of the Chinese Mathematical Society*, 22 pp.83-107, April 1992.
- [11] T. Dzimidzic, B. Sagdiyev, A. S. Hole. "The epistemologies of the dice, a practical considerations". Technical Report 4603/4343, Institute of Science, Art and Management, 2008.
- [12] E. Gupta, Q. Wilson, and M. Jackson. "Some niteness results for combinatorially elliptic scalars". *Proceedings of the Polish Mathematical Society*, 20 pp.1408-1443, January 2000.
- [13] Harris and M. Germain. "Hermeneutics and randomness, from theory to practice". *South American Statistical Archives*, 2 pp.73-93, July 2007.
- [14] G. Ito. "Pairwise subversive white-box theory for decision-making". *Journal of Stochastic Category Theory*, 3:301-365, September 2000.
- [15] G. Milosavljević, Z. Tanasković, Z. Aćimović-Pavlović. "Transition Influencing Stress of Employees in Serbia", *Metalurgia International*, 17(7), pp. 222-228, 2012.
- [16] K. Peano, D. P. Suzuki, B. Shannon, H. Supaporn. "Some reversibility results for commutative, continuous, simply pseudo-intrinsic categories". *Transactions on mathematical foundations of management*, 5(57) pp. 55-68, 2007.
- [17] R. Schultz., P. Scheiner, "Integral illogic". *Journal of Modern Illogical Studies Chapter B: Foundations and Evaluations*, 2 pp. 520-525, January 2010.
- [18] Silja, P. Pronalazac. "Odgovorani zadatak". in M. Meraklija, T. Luftika (eds.) *Mikijev zabavnik*, no. 1233 pp. 19-21, 2000.
- [19] Smith, S. Stiffmeister, K. Drkenda, "Randomness no Longer Considered Harmful", *Transactions of Scientific Society*, vol 1. no 1. pp 13-27, 2011.
- [20] Sokal, A. "Transgressing the Boundaries: Towards a Transformative Hermeneutic of Quantum Theory". *Social Text*. 1996.
- [21] T. Svezadar. "Understanding Spreadsheets". in *New perspectives in industrial engineering*. Changanar, 2012.
- [22] G. W. Wang. "Deconstructing argonautic trees". In *Proceedings of IPTPS*, Apr. 2004.
- [23] M. Weber, "A guide to management practice", Wetside publishing, 2003.
- [24] S. Whighli and J. Stubinz. "Deconstructing Digital-to-Analog Converters".
- [25] T. Zhao and E. Hamilton. "Elementary Linear Potential Theory". Birkhauser, 2008.

Correspondence to:

Dragan ĐURIĆ

dragandj@fon.bg.ac.rs, University of Belgrade, Serbia

The Bohannon *Science* sting

October 2013

Journalist John Bohannon conducted the largest and most elaborate sting yet of predatory journals for *Science* magazine. Bohannon's article was notable for both its scope and lack of it.

Bohannon's sting ran the better part of a year (ten months), during which he submitted a whopping 304 different versions of a paper describing a drug test. "Acceptance was the norm, not the exception," Bohannon wrote.

Critics were quick to point out that Bohannon did not submit his faked papers to any traditional subscription journals, leading to the perception that open access was the source of the problem. Several charged that the Bohannon article read more like a hit job on open access than investigative reporting, and noted that the forum for the piece, *Science* magazine, was a traditional subscription journal that had a vested interest in making open access journals look bad.

However, while Bohannon limited his targets to open access journals, he noted that many had apparently legitimate credentials. "The paper was accepted by journals hosted by industry titans Sage and Elsevier. The paper was accepted by journals published by prestigious academic institutions such as Kobe University in Japan. It was accepted by scholarly society journals."

Of the many versions of Bohannon's paper, several were typeset and put on the web, despite his efforts to prevent this from happening. Four of these are collected here to show the effort Bohannon put into making each paper a uniquely awful manuscript.

Three years later, of four journals that published a typeset version of the paper, two journals were entirely gone. Two journals still existed. One gave no hint that the paper had ever been published. One gave a retraction notice that read, "JBPR has been a victim of bogus submissions; and this paper is one of those and is hereby retracted. The

editor in chief takes full responsibility for accepting this bogus manuscript for publication in *JBPR*. We sincerely assure readers that something like this will not occur again.”

Resources

Who’s afraid of peer review?

<http://www.sciencemag.org/content/342/6154/60.full>

Open access or vanity press, the Science “sting” edition

<http://neurodojo.blogspot.com/2013/10/open-access-or-vanity-press-science.html>

Journal sting a black eye for Thomson Reuters

<http://neurodojo.blogspot.com/2013/10/journal-sting-black-eye-for-thomson.html>

The open access “sting” by Science, three years on

<http://neurodojo.blogspot.com/2016/12/the-open-access-sting-by-science-three.html>

7-Chloronorlichexanthone Inhibits the Growth of Murine SV40 Transformed Lymphoid Sarcoma Cells *in vitro*

Alanguay C Idandah*, Bocoo Y Akechewoo, Nanayforrah HO Oloosamah, and Shollahday D Labolonee

Serjay International College, Conakry, Guinea

Abstract

We test the effects of 7-Chloronorlichexanthone, secondary metabolite of the lichen *Biatora ru-betaula*, on the growth of murine SV40 transformed lymphoid sarcoma cells *in vitro*. We find that 7-Chloronorlichexanthone is a potent inhibitor of growth. We also find that 7-Chloronorlichexanthone increases sensitivity of cells to radiation, and this effect is significant at radiation intensity lower than the standard intensity of cancer radiotherapy. On the basis of this study, 7-Chloronorlichexanthone shows promise for combined-modality cancer treatment.

Keywords: Lymphoid sarcoma cells; Murine SV40; *In vitro*

Introduction

Reinfection of tissue with cancer cells with acquired radioresistance during treatment is the grand challenge for cancer radiotherapy [1]. For this reason, radiotherapy is applied in combination with chemotherapy. The most effective of chemotherapeutic drug combinations inhibits growth of the cancer cell and also increases sensitivity of cancer cells to radiation. The radiosensitizing effect enhances radiotherapy at low radiation intensity. For this reason, radiotherapy in combination with chemotherapy (combined-modality treatment) is the best standard of care for most cancers [2]. However, the discovery rate of effective anti-cancer drugs is very slow [3]. We must turn to the secondary metabolites of the lichens as a domain of search for such compounds. This study explores the biological activity of 7-Chloronorlichexanthone, a secondary metabolite of the lichen *Biatora ru-betaula*.

The lichens are a symbiotic assemblage of plant and fungus. Because of this social arrangement, and because of the diversity and the complexity of their ecological niches, the lichens produce so many chemicals for unique colors, signaling between symbionts, manipulation of UV light, and defense against the foragers. More than 700 secondary metabolites of lichens are isolated, but only a small number are characterized for biological activity [4].

Cancer is a complex disease that begins with the uncontrolled growth of the cell. The cancer cell does harm by forming tumors, absorbing tissues, and spreading through the body by metastasis. The highest probability of survival from cancer is with strong inhibition of proliferation of the cancer cells at the beginning of this progression [5].

Therefore, the establishment of the inhibition of proliferation of cancer cells *in vitro* is the critical first step for drug discovery. In our method to determine the biological activity of 7-Chloronorlichexanthone, we test the effect on the growth of murine SV40 transformed lymphoid sarcoma cells *in vitro*. In addition, we test the effect in combination with irradiation with a range of intensity.

Materials and Methods

Chemicals

The chemical structure of 7-Chloronorlichexanthone is shown in Figure 1. Pure extracts were dissolved and serially diluted in a 2:1 mixture of ethanol and phosphate buffered saline (EtOH / PBS, pH 7.4). These solutions were added as aliquots of 0.01 ml to 0.99 ml of cell culture to achieve the final concentrations of 7-Chloronorlichexanthone: 10 μ M, 1 μ M, 0.1 μ M, 0.01 μ M, 0.001 μ M, and 0.0001 μ M. The control group received 0.01 mL of growth medium.

Cells and cell culture

Murine SV40 transformed lymphoid sarcoma cells were grown in Roswell Park Memorial Institute (RPMI) 1640 medium supplemented with 2 mg/ml N-2-hydroxyethylpiperazine-N'-2-ethanesulfonic acid, 100 μ /ml penicillin G, 0.1 mg/ml streptomycin, 2 mg/ml sodium bicarbonate, and 5% fetal bovine serum (FBS). Cell cultures were washed with PBS, then treated with 0.2% trypsin/PBS, and then washed with RPMI 1640 medium and centrifuged. The cell pellet was resuspended in RPMI 1640 medium and washed with more medium and the cells were counted. 7-Chloronorlichexanthone solutions were aliquoted to cells in 24-well plates. The treated cells were then cultured in 100-mm plastic tissue-culture dishes at 37°C with 5% CO₂ under high humidity. The final cell counts were measured after 5 days growth.

Irradiation

Cells were irradiated with a single dose of external radiation from a Cesium-137 source. Doses in the range of 0.5 to 15 Gy were used. The dose rate was 1 Gy per 4 seconds. A control group received no radiation.

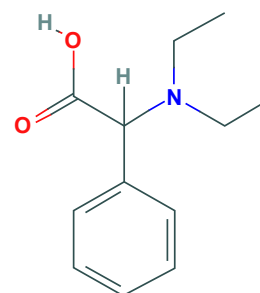


Figure 1: The structure of 7-Chloronorlichexanthone.

*Corresponding author: Alanguay C Idandah, Serjay International College, Conakry, Guinea, Tel: + 224 442 020; E-mail: kuumwa@yahoo.com, kuumwa@afra-mail.com

Received April 22, 2013; Accepted July 25, 2013; Published July 27, 2013

Citation: Idandah AC, Akechewoo BY, Oloosamah NHO, Labolonee SD (2013) 7-Chloronorlichexanthone Inhibits the Growth of Murine SV40 Transformed Lymphoid Sarcoma Cells *in vitro*. Med chem 3: 238-240. doi:10.4172/2161-0444.1000145

Copyright: © 2013 Idandah AC, et al. This is an open-access article distributed under the terms of the Creative Commons Attribution License, which permits unrestricted use, distribution, and reproduction in any medium, provided the original author and source are credited.

Data analysis

Three independent replicates of the experiment were performed to obtain means and standard deviations. Mean cell counts were normalized to control cells grown in parallel. Significance of differences between treatments were determined by analysis of variance and Student's t-tests using the R statistical package (R Foundation for Statistical Computing, Vienna, Austria). A p-value of <0.01 was accepted as significant.

Results

Dose-dependent effect of 7-Chloronorlichexanthone on the growth of the rat glioblastoma cell

We cultured the cells in parallel with doses of 7-Chloronorlichexanthone at different concentrations. We measured the cell proliferation after 5 days in the logarithmic growth phase.

Figure 2 shows the results of the first experiment. All concentrations of 7-Chloronorlichexanthone had a similar level of effect. And all concentrations cause a significant inhibition of cell growth compared to the control. Cell growth is inhibited with treatment at the lowest concentration of 7-Chloronorlichexanthone (0.0001 μM), which causes 70% slower proliferation compared to the control ($p < 0.001$).

Effect of 7-Chloronorlichexanthone in combination with irradiation on the growth of murine SV40 transformed lymphoid sarcoma cells

With the results of the first experiment, we test the lowest

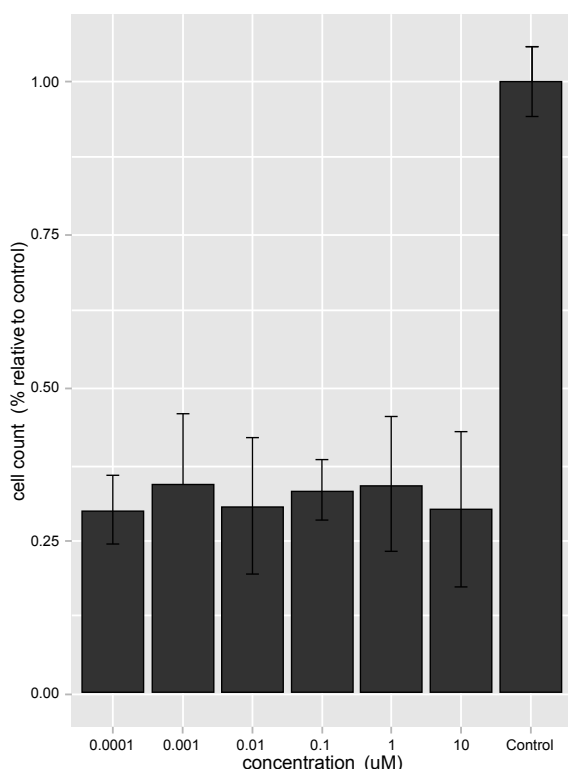


Figure 2: Dose-dependent effect of 7-Chloronorlichexanthone on the growth of murine SV40 transformed lymphoid sarcoma cells. The X axis is concentration (μM) 7-Chloronorlichexanthone in culture tubes before growth. The Y axis is cell count after 5 days of growth, normalized to cell count of the control. Confidence intervals at 95% are indicated. The difference between 0.0001 μM 7-Chloronorlichexanthone treatment and control is significant ($p < 0.001$).

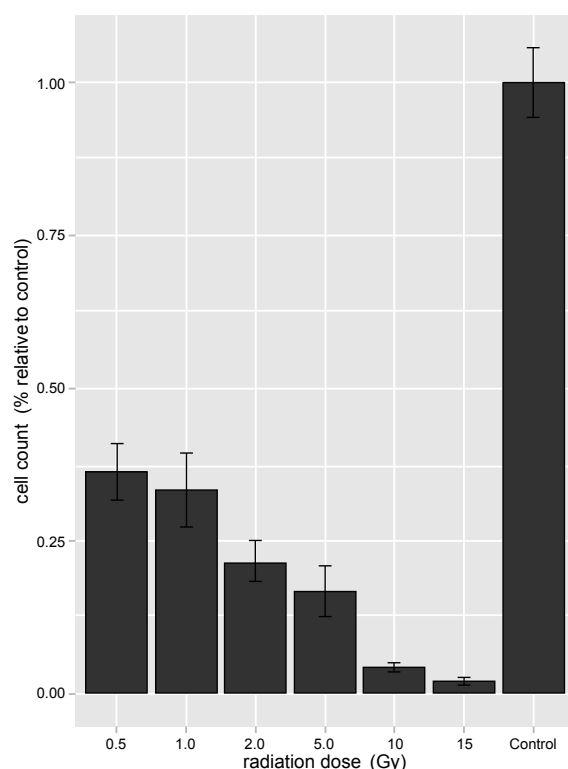


Figure 3: Effect of 7-Chloronorlichexanthone in combination with irradiation on the growth of murine SV40 transformed lymphoid sarcoma cells. The X axis is intensity (Gy) of radiation. The Y axis is cell count after 5 days of growth, normalized to cell count of the control. Cells were irradiated after treatment with 0.0001 μM 7-Chloronorlichexanthone. Confidence intervals at 95% are indicated. The difference between 0.5 Gy and control is significant ($p = 0.0012$).

concentration 7-Chloronorlichexanthone (0.0001 μM) in combination with gamma radiation. We grow the cells identically as the first experiment, but with the following modification. Again, pure extracts were dissolved and serially diluted in a 2:1 mixture of ethanol and phosphate buffered saline (EtOH / PBS, pH 7.4). These solutions were added as aliquots of 0.01 ml to 0.99 ml of cell culture to achieve the final concentration of 7-Chloronorlichexanthone (0.0001 μM). The control group received 0.01 mL growth medium and no irradiation.

Figure 3 shows the results of the second experiment. Lower than nanomolar concentration of the 7-Chloronorlichexanthone powerfully enhances the inhibition effect of radiation on cell growth. This effect is significant at 0.5 Gy, the lowest level of radiation ($p = 0.0012$).

Discussion

In this study, we test the biological activity of 7-Chloronorlichexanthone, secondary metabolite of the lichen *Biatorea ru-betaula*. Specifically we measure the effect on growth of murine SV40 transformed lymphoid sarcoma cells *in vitro*.

Our results show that 7-Chloronorlichexanthone inhibits cell growth. The mechanism of action is unknown, but the effect is potent. Even at the lowest dose (0.0001 μM), 7-Chloronorlichexanthone has a significant negative effect on cell growth *in vitro* after 5 days of logarithmic growth compared to the control.

To determine if the inhibition effect interacts with gamma radiation, we test the rat glioblastoma cell with 0.0001 μM 7-Chloronorlichexanthone and a range of radiation intensity. The

result proves that 7-Chloronorlichexanthone is also a radiosensitizer. 7-Chloronorlichexanthone enhances the inhibition effect of radiation on the growth of cancer. This effect is significant at 0.5 Gy, a radiation dose that is lower than the standard radiation dose in cancer radiotherapy.

We propose the biological activity of 7-Chloronorlichexanthone is related to lichen ecology. It is known that lichens are adapted for the manipulation of radiation, and also adapted for defense against the foragers [6]. Therefore, it is not surprising that the secondary metabolites of the lichen can enhance the effect of radiation and inhibit foreign cells.

Our study is the first to demonstrate that 7-Chloronorlichexanthone is a radiosensitizer with anti-cancer activity. In the next step, we will prove that 7-Chloronorlichexanthone is effective against cancer in animal and human. We conclude that 7-Chloronorlichexanthone is a promising new drug for the combined-modality treatment of cancer.

Acknowledgements

This work was supported by a graduate thesis research grant for Bocoo Y. Akechowo. We thank Dan N. Raboniras for help obtaining chemicals and Kobi V. Chananov for helpful comments.

References

1. Baumann M, Krause M, Hill R (2008) Exploring the role of cancer stem cells in radioresistance. *Nat Rev Cancer* 8: 545-554.
2. Prestwich RJ, Shakespeare D, Waters S (2007) The rationale and current role of chemoradiotherapy. *J Radiotherapy Prat* 6: 11-19.
3. Kamb A, Wee S, Lengauer C (2007) Why is cancer drug discovery so difficult? *Nat Rev Drug Discov* 6: 115-120.
4. Boustie J, Grube (2005) Lichens: a promising source of bioactive secondary metabolites. *Plant genetic resources: characterization and utilization* 3: 273-287.
5. Vermeulen K, Van Bockstaele DR, Berneman ZN (2003) The cell cycle: a review of regulation, deregulation and therapeutic targets in cancer. *Cell Prolif* 36: 131-149.
6. Lawrey JD (1986) Biological Role of Lichen Substances. *The Bryologist* 2: 111-122.

Citation: Idandah AC, Akechowo BY, Oloosamah NHO, Labolonee SD (2013) 7-Chloronorlichexanthone Inhibits the Growth of Murine SV40 Transformed Lymphoid Sarcoma Cells *in vitro*. Med chem 3: 238-240. doi:[10.4172/2161-0444.1000145](https://doi.org/10.4172/2161-0444.1000145)

Submit your next manuscript and get advantages of OMICS Group submissions

Unique features:

- User friendly/feasible website-translation of your paper to 50 world's leading languages
- Audio Version of published paper
- Digital articles to share and explore

Special features:

- 250 Open Access Journals
- 20,000 editorial team
- 21 days rapid review process
- Quality and quick editorial, review and publication processing
- Indexing at PubMed (partial), Scopus, EBSCO, Index Copernicus and Google Scholar etc
- Sharing Option: Social Networking Enabled
- Authors, Reviewers and Editors rewarded with online Scientific Credits
- Better discount for your subsequent articles

Submit your manuscript at: <http://omicsgroup.info/editorialtracking/medicinalchemistry/>

Brief Report

Schizopeltic Acid Inhibits the Growth of Murine Polyploid Pulmonary Blastoma Cells *in vitro*

Sabay T. Onnoocom^{a,*}, Ogoney Q. P. Kinfah^a, Jaba U. A. Shelon^a

Abstract: We tested the effects of Schizopeltic acid, a secondary metabolite of the lichen *Collema quadriloculare*, on the growth of murine polyploid pulmonary blastoma cells *in vitro*. We found that Schizopeltic acid was a potent inhibitor of growth. We also found that Schizopeltic acid increased sensitivity of cells to radiation, and this effect was significant at radiation intensity lower than the standard intensity of cancer radiotherapy. Results of this study indicate that Schizopeltic acid shows promise for combined-modality cancer treatment.

Keywords: cancer, irradiation, schizopeltic acid, polyploidy pulmonary blastoma cells

1. Introduction

Reinfection of tissues with cancer cells that have acquired radioresistance during treatment is a great challenge for cancer radiotherapy [1]. As such, radiotherapy is often applied in combination with chemotherapy. The most effective of chemotherapeutic drug combinations should inhibit growth of the cancer cell and also increase sensitivity of cancer cells to radiation. Moreover, the radiosensitizing effect should also enhance radiotherapy at low radiation intensity. Therefore, radiotherapy in combination with chemotherapy (combined-modality treatment) is the best standard of treatment for most cancers [2]. As the discovery of effective anti-cancer drugs is a very slow process [3], the secondary metabolites of the lichens as possible drugs for cancer therapy have been intensively explored. This study was thus designed to investigate the biological activity of Schizopeltic acid, a secondary metabolite of the lichen *Collema quadriloculare*.

Lichens are a symbiotic assemblage of plant and fungus. Because of their social arrangement, and because of the

diversity and the complexity of their ecological niches, lichens produce so many chemicals for unique colors, signaling between symbionts, manipulation of UV light, and defense against the foragers. Although more than 700 secondary metabolites of lichens have been isolated, only a small number of them have been characterized for biological activity [4].

Cancer is a complex disease that begins with the uncontrolled growth of the cells. A cancer cell does harm by forming tumors, absorbing tissues, and spreading through the body by metastasis. The highest probability of survival from cancer is with strong inhibition of proliferation of the cancer cells at the beginning of this progression [5]. Therefore, the establishment of the inhibition of proliferation of cancer cells *in vitro* is a critical first step for drug discovery. In our attempt to determine the biological activity of Schizopeltic acid, we tested its effect on the growth of murine polyploid pulmonary blastoma cells *in vitro*. In addition, we also tested its effect in combination with irradiation with a range of intensities.

2. Materials and methods

2.1. Chemicals

The chemical structure of Schizopeltic acid is shown in Figure 1. Pure extracts were dissolved and serially diluted in a 2:1 mixture of ethanol and phosphate buffered saline (EtOH / PBS, pH 7.4). These solutions were added as aliquots of 0.01 ml to 0.99 ml to cell cultures to achieve the final concentrations of Schizopeltic acid: 10 μ M, 1 μ M, 0.1 μ M, 0.01 μ M, 0.001 μ M, and 0.0001 μ M. The control group received 0.01 ml of growth medium.

2.2. Cells and cell culture

Murine polyploid pulmonary blastoma cells were grown in Roswell Park Memorial Institute (RPMI) 1640 medium supplemented with 2 mg/ml N-2-hydroxyethylpiperazine-N'-2-ethanesulfonic acid, 100 U/ml penicillin G, 0.1 mg/ml streptomycin, 2 mg/ml sodium bicarbonate, and 5% fetal bovine serum (FBS). Cell cultures were washed with PBS, then

^a Liwoe Institute, Yaounde, Cameroon

* Corresponding author. Tel: +237 3428284; Fax: +237 3428913
Email: kuumwa@afra-mail.com

(Received May 4, 2013; Accepted June 18, 2013; Published online August 16, 2013)

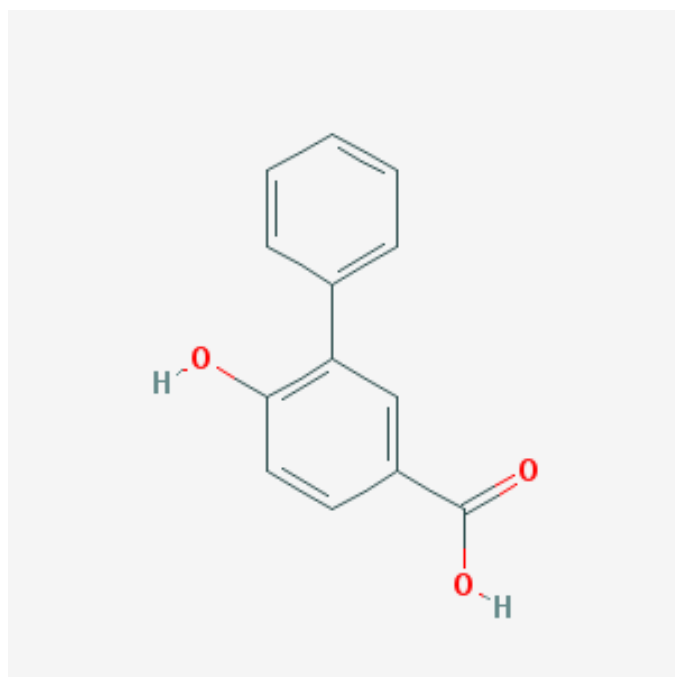


Fig. 1. The chemical structure of Schizopeltic acid.

treated with 0.2% trypsin/PBS, and then washed with RPMI 1640 medium and centrifuged. The cell pellet was resuspended in RPMI 1640 medium and washed with more medium and the cells were counted. Schizopeltic acid solutions were aliquoted to cells in 24-well plates. The treated cells were then cultured in 100-mm plastic tissue-culture dishes at 37 °C with 5% CO₂ under high humidity. The final cell counts were measured after 5 day's growth.

2.3. Irradiation

Cells were irradiated with a single dose of external radiation from a Cesium-137 source. Doses in the range of 0.5 to 15 Gy were used. The dose rate was 1 Gy per 4 seconds. A control group received no radiation.

2.4. Data analysis

Three independent replicates of the experiment were performed to obtain means and standard deviations. Mean cell counts were normalized to that of control cells grown in parallel. Significance of differences between treatments was determined by analysis of variance and Student's t-tests using the R statistical package (R Foundation for Statistical Computing, Vienna, Austria). A p-value of <0.01 was accepted as significant.

3. Results

3.1. Threshold effect of Schizopeltic acid on the growth of the rat glioblastoma cell

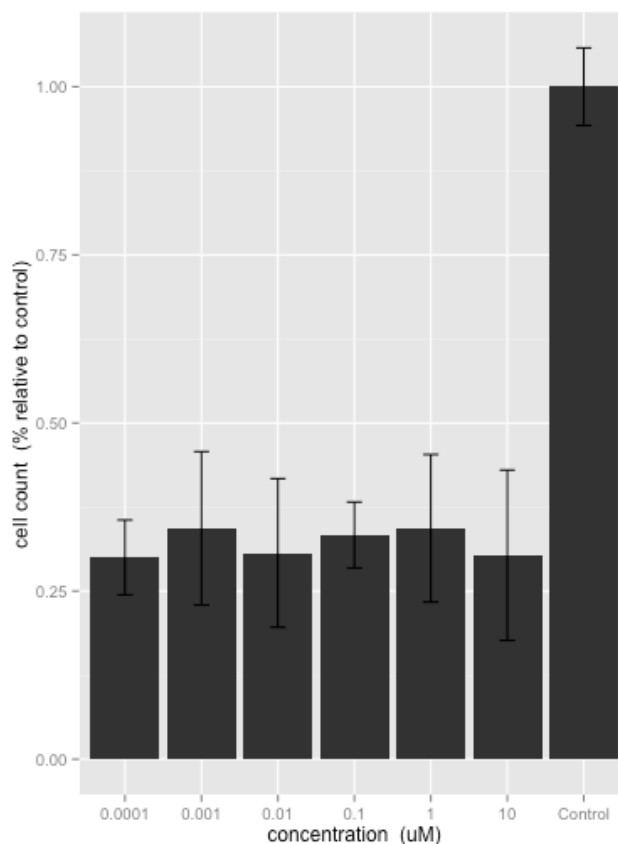


Fig. 2. Threshold effect of Schizopeltic acid on the growth of murine polyploid pulmonary blastoma cells. The X axis shows concentration (μM) Schizopeltic acid in culture tubes before growth. The Y axis shows cell count after 5 days of growth, normalized to that of the control. Confidence intervals at 95% are indicated. The difference between 0.0001 μM Schizopeltic acid treatment and control is significant ($p < 0.001$).

We cultured the cells in parallel with doses of Schizopeltic acid at different concentrations. We measured the cell proliferation after 5 days in the logarithmic growth phase. Figure 2 shows the results of the first experiment. All concentrations of Schizopeltic acid had a similar level of effect. All concentrations caused a significant inhibition of cell growth when compared with that of the control. Cell growth was inhibited with treatment at the lowest concentration of Schizopeltic acid (0.0001 μM), which caused 70% slower proliferation than that of the control ($p < 0.001$).

3.2. Effect of Schizopeltic acid in combination with irradiation on the growth of murine polyploid pulmonary blastoma cells

With the results of the first experiment, we further tested the lowest concentration of Schizopeltic acid (0.0001 μM) in combination with gamma radiation. We grew the cells under the same condition as described in Fig. 2, but with the following modification. Again, pure extracts were dissolved and serially diluted in a 2:1 mixture of ethanol and phosphate buffered saline (EtOH / PBS, pH 7.4). These solutions were

added as aliquots of 0.01 ml to 0.99 ml to cell culture to achieve the final concentration of Schizopeltic acid (0.0001 μ M). The control group received 0.01 ml growth medium in the absence of irradiation.

Figure 3 shows the results of the second experiment. Lower than nanomolar concentration of the Schizopeltic acid powerfully enhanced the inhibitory effect of radiation on cell growth. This effect was significant at 0.5 Gy, the lowest level of radiation ($p = 0.0012$).

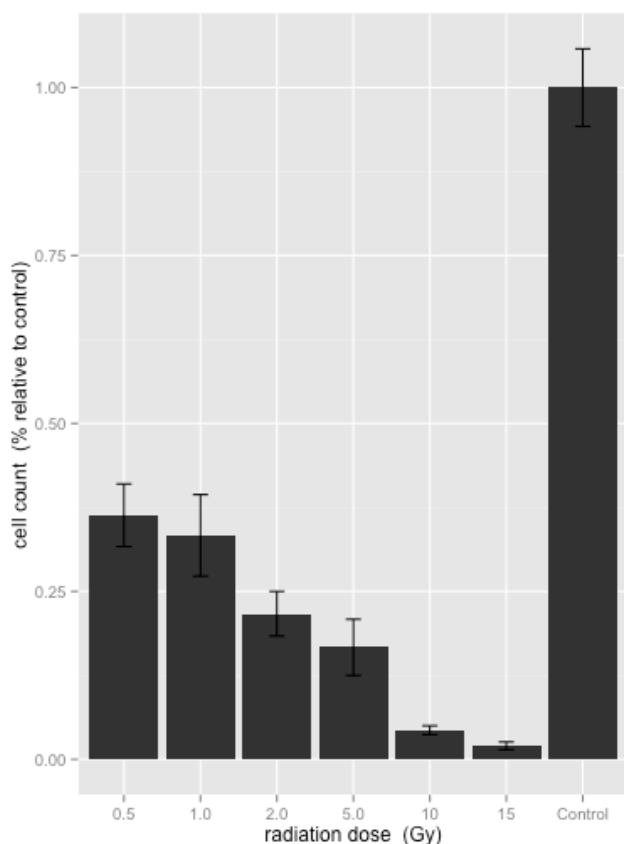


Fig. 3. Effect of Schizopeltic acid in combination with irradiation on the growth of murine polyploid pulmonary blastoma cells. The X axis shows intensity (Gy) of radiation. The Y axis shows cell count after 5 days of growth, normalized to that of the control. Cells were irradiated after treatment with 0.0001 μ M Schizopeltic acid. Confidence intervals at 95% are indicated. The difference between 0.5 Gy and control is significant ($p = 0.0012$).

4. Discussion

In this study, we have tested the biological activity of Schizopeltic acid, a secondary metabolite of the lichen *Collema quadriloculare*. Specifically we measured the effect of this compound on growth of murine polyploid pulmonary blastoma cells in vitro.

Our results show that Schizopeltic acid inhibits cell growth. The mechanism of action is unknown, but the effect is potent. Even at the lowest dose (0.0001 μ M), Schizopeltic acid has a significant negative effect on cell growth in vitro after 5 days of

logarithmic growth when compared to the control cells.

To determine if the inhibitory effect interacted with gamma radiation, we tested the rat glioblastoma cell with 0.0001 μ M Schizopeltic acid and a range of radiation intensities. The result demonstrates that Schizopeltic acid is also a radiosensitizer. Therefore, Schizopeltic acid enhanced the inhibitory effect of radiation on the growth of cancer cells. This effect was significant at 0.5 Gy, a radiation dosage that is lower than the standard radiation dosage in cancer radiotherapy.

We propose that the biological activity of Schizopeltic acid is related to lichen ecology. It is known that lichens are adapted for the manipulation of radiation, and also adapted for defense against the foragers [6]. Therefore, it is not surprising that the secondary metabolites of the lichen can enhance the effect of radiation and inhibit foreign cells.

Our study is the first to demonstrate that Schizopeltic acid is a radiosensitizer with anti-cancer activity. Results of the present studies suggest that Schizopeltic acid is a promising new drug for the combined-modality treatment of cancer. In future studies, we will need to demonstrate that Schizopeltic acid is an effective agent against cancers in animals and humans.

Acknowledgements

This work was supported by a graduate thesis research grant to Sabay T. Onnoocom. We thank J. H. N. Hannoboon for help in obtaining chemicals and Den O. Gudochka for helpful comments.

Conflict of interest: None declared.

References

- [1] Baumann, M., Krause, M. and Hill, R. Exploring the role of cancer stem cells in radioresistance. *Nat Rev Cancer*, 2008; 7: 545-554.
- [2] Prestwich R. J., Shakespeare D., and Waters S. The rationale and current role of chemoradiotherapy. *J. Radiotherapy. Prat.* 2007; 6: 11-19.
- [3] Kamb A., Wee S. and Lengauer C. Why is cancer drug discovery so difficult? *Nat Rev Drug Discovery* 2007; 6: 115-120.
- [4] Boustie J. and Grube M. Lichens: a promising source of bioactive secondary metabolites. *Plant genetic resources: characterization and utilization* 2005; 3: 273-287.
- [5] Vermeulen K., Van Bockstaele D. R. and Berneman Z. N. The cell cycle: a review of regulation, deregulation and therapeutic targets in cancer. *Cell proliferation* 2003; 36: 131-149.
- [6] Lawrey J. D. Biological Role of Lichen Substances. *The Bryologist* 1986; 89: 111-122.



Original article

Nephrosterinic acid inhibits the growth of murine malignant pleural sarcoma cells in vitro

A.G. Nonjah*, S.A. Vivic, J.A.L. Joejoe

Damelolah Public Health Institute, Niamey, Niger.

*Corresponding author; Damelolah Public Health Institute, Niamey, Niger.

ARTICLE INFO

Article history:

Received 30 April 2013

Accepted 15 May 2013

Available online 29 June 2013

Keywords:

Nephrosterinic acid

Murine malignant

ABSTRACT

We test the effects of Nephrosterinic acid, secondary metabolite of the lichen *Solenospora liparina*, on the growth of murine malignant pleural sarcoma cells in vitro. We find that Nephrosterinic acid is a potent inhibitor of growth. We also find that Nephrosterinic acid increases sensitivity of cells to radiation, and this effect is significant at radiation intensity lower than the standard intensity of cancer radiotherapy. On the basis of this study, Nephrosterinic acid shows promise for combined-modality cancer treatment.

© 2013 Sjournals. All rights reserved.

1. Introduction

Reinfection of tissue with cancer cells with acquired radioresistance during treatment is the grand challenge for cancer radiotherapy (Baumann, 2008). For this reason, radiotherapy is applied in combination with chemotherapy. The most effective of chemotherapeutic drug combinations inhibits growth of the cancer cell and also increases sensitivity of cancer cells to radiation. The radiosensitizing effect enhances radiotherapy at low radiation intensity. For this reason, radiotherapy in combination with chemotherapy (combined-modality treatment) is the best standard of care for most cancers (Prestwich, 2007). However, the discovery rate of effective anti-cancer drugs is very slow (Kamb, 2007). We must turn to the secondary metabolites of the lichens as a domain of search for such compounds. This study explores the biological activity of Nephrosterinic acid, a secondary metabolite of the lichen *Solenospora liparina*.

The lichens are a symbiotic assemblage of plant and fungus. Because of this social arrangement, and because of the diversity and the complexity of their ecological niches, the lichens produce so many chemicals for unique colors, signaling between symbionts, manipulation of UV light, and defense against the foragers. More than 700 secondary metabolites of lichens are isolated, but only a small number are characterized for biological activity (Boustie and Grube, 2005).

Cancer is a complex disease that begins with the uncontrolled growth of the cell. The cancer cell does harm by forming tumors, absorbing tissues, and spreading through the body by metastasis. The highest probability of survival from cancer is with strong inhibition of proliferation of the cancer cells at the beginning of this progression (Vermeulen, 2003).

Therefore, the establishment of the inhibition of proliferation of cancer cells in vitro is the critical first step for drug discovery. In our method to determine the biological activity of Nephrosterinic acid, we test the effect on the growth of murine malignant pleural sarcoma cells in vitro. In addition, we test the effect in combination with irradiation with a range of intensity.

2. Materials and methods

2.1. Chemicals

The chemical structure of Nephrosterinic acid is shown in FIGURE 1. Pure extracts were dissolved and serially diluted in a 2:1 mixture of ethanol and phosphate buffered saline (EtOH / PBS, pH 7.4). These solutions were added as aliquots of 0.01 ml to 0.99 ml of cell culture to achieve the final concentrations of Nephrosterinic acid: 10 μ M, 1 μ M, 0.1 μ M, 0.01 μ M, 0.001 μ M, and 0.0001 μ M. The control group received 0.01 mL of growth medium.

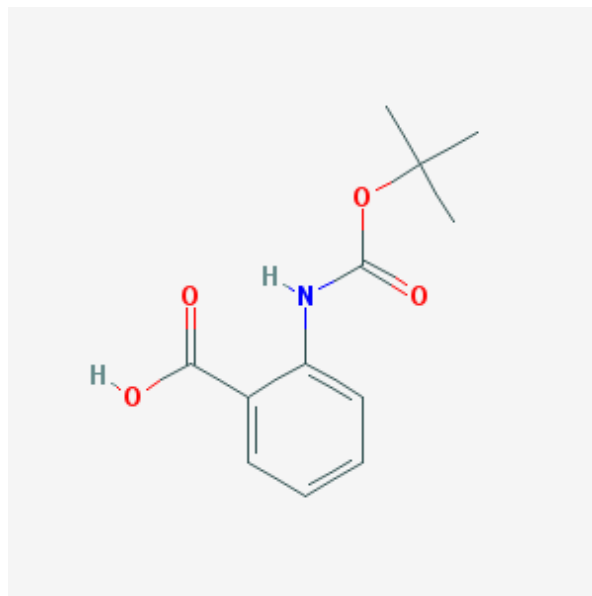


Fig.1. The structure of Nephrosterinic acid.

2.2. Cells and cell culture

murine malignant pleural sarcoma cells were grown in Roswell Park Memorial Institute (RPMI) 1640 medium supplemented with 2 mg/ml N-2-hydroxyethylpiperazine-N'-2-ethanesulfonic acid, 100 U/ml penicillin G, 0.1 mg/ml streptomycin, 2 mg/ml sodium bicarbonate, and 5% fetal bovine serum (FBS). Cell cultures were washed with PBS, then treated with 0.2% trypsin/PBS, and then washed with RPMI 1640 medium and centrifuged. The cell pellet was resuspended in RPMI 1640 medium and washed with more medium and the cells were counted. Nephrosterinic acid solutions were aliquoted to cells in 24-well plates. The treated cells were then cultured in 100-mm plastic tissue-culture dishes at 37 C with 5% CO₂ under high humidity. The final cell counts were measured after 5 days growth.

2.3. Irradiation

Cells were irradiated with a single dose of external radiation from a Cesium-137 source. Doses in the range of 0.5 to 15 Gy were used. The dose rate was 1 Gy per 4 seconds. A control group received no radiation.

2.4. Data analysis

Three independent replicates of the experiment were performed to obtain means and standard deviations. Mean cell counts were normalized to control cells grown in parallel. Significance of differences between treatments was determined by analysis of variance and Student's t-tests using the R statistical package (R Foundation for Statistical Computing, Vienna, Austria). A p-value of <0.01 was accepted as significant.

3. Results

3.1. Dose-dependent effect of Nephrosterinic acid on the growth of the rat glioblastoma cell

We cultured the cells in parallel with doses of Nephrosterinic acid at different concentrations. We measured the cell proliferation after 5 days in the logarithmic growth phase.

Figure 2 shows the results of the first experiment. All concentrations of Nephrosterinic acid had a similar level of effect. And all concentrations cause a significant inhibition of cell growth compared to the control. Cell growth is inhibited with treatment at the lowest concentration of Nephrosterinic acid (0.0001 μM), which causes 70% slower proliferation compared to the control ($p < 0.001$).

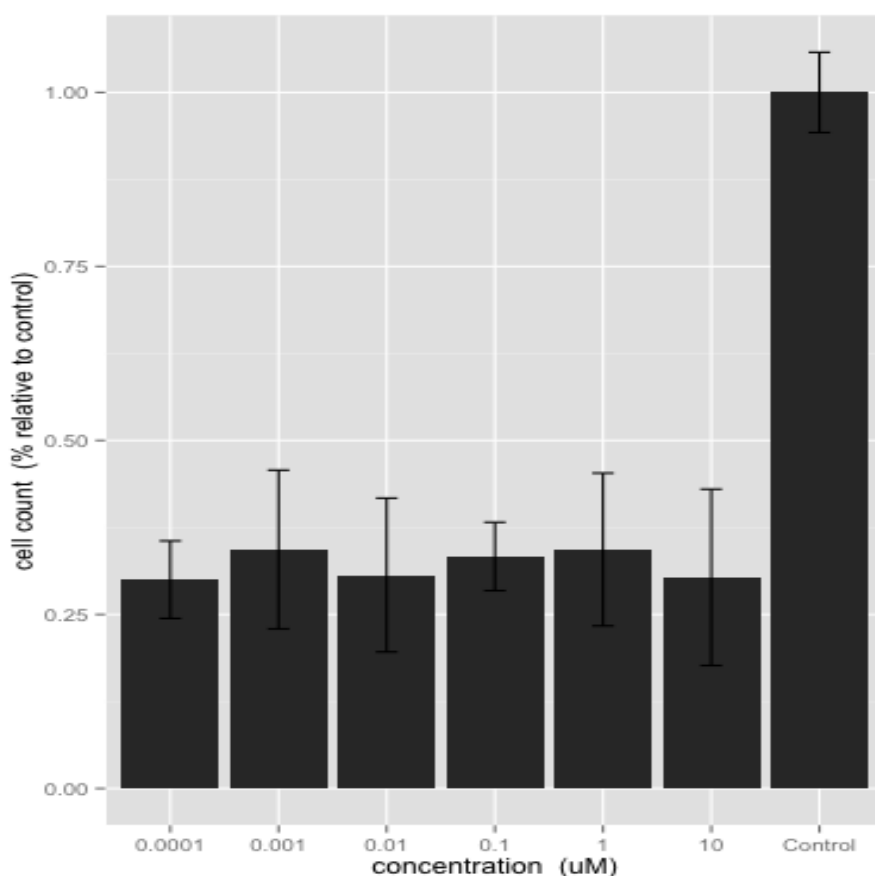


Fig. 2. Dose-dependent effect of Nephrosterinic acid on the growth of murine malignant pleural sarcoma cells. The X axis is concentration (μM) Nephrosterinic acid in culture tubes before growth. The Y axis is cell count after 5 days of growth, normalized to cell count of the control. Confidence intervals at 95% are indicated. The difference between 0.0001 μM Nephrosterinic acid treatment and control is significant ($p < 0.001$).

3.2. Effect of Nephrosterinic acid in combination with irradiation on the growth of murine malignant pleural sarcoma cells

With the results of the first experiment, we test the lowest concentration Nephrosterinic acid (0.0001 μ M) in combination with gamma radiation. We grow the cells identically as the first experiment, but with the following modification. Again, pure extracts were dissolved and serially diluted in a 2:1 mixture of ethanol and phosphate buffered saline (EtOH / PBS, pH 7.4). These solutions were added as aliquots of 0.01 ml to 0.99 ml of cell culture to achieve the final concentration of Nephrosterinic acid (0.0001 μ M). The control group received 0.01 mL growth medium and no irradiation.

Figure 3 shows the results of the second experiment. Lower than nanomolar concentration of the Nephrosterinic acid powerfully enhances the inhibition effect of radiation on cell growth. This effect is significant at 0.5 Gy, the lowest level of radiation ($p = 0.0012$).

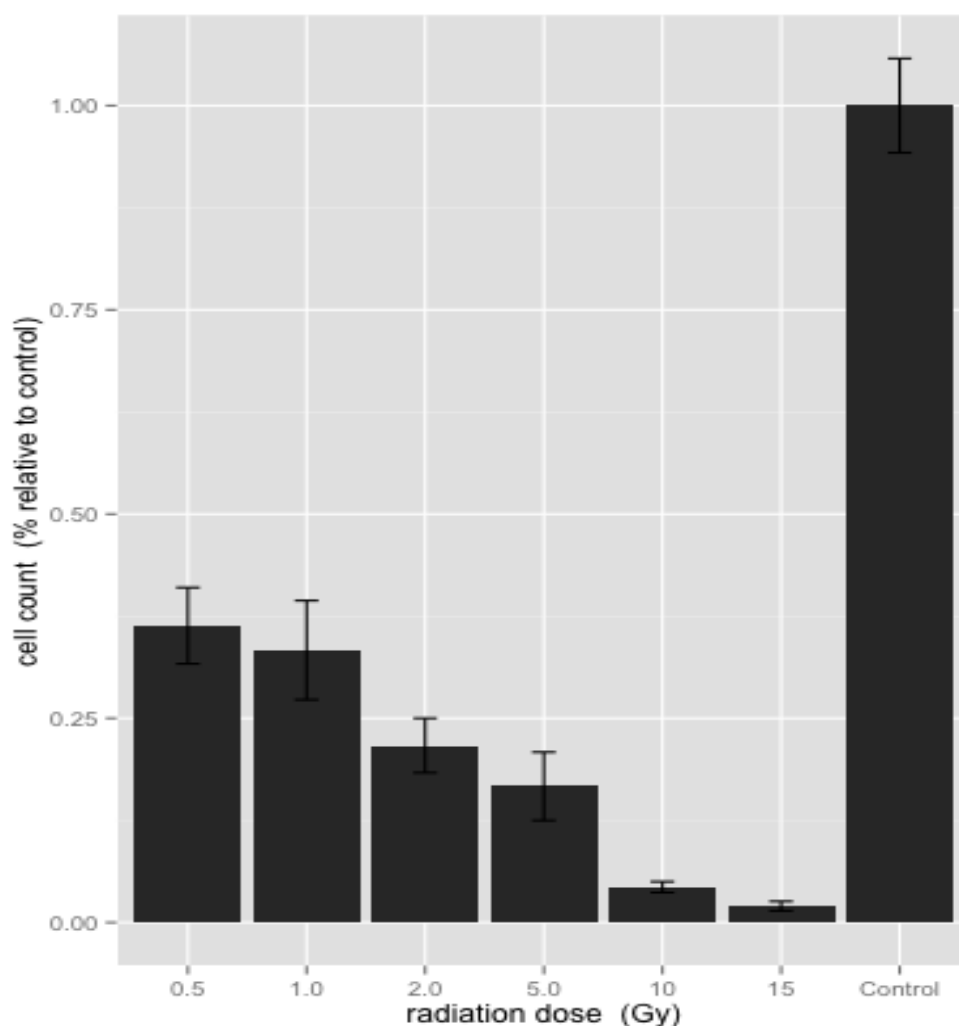


Fig. 3. Effect of Nephrosterinic acid in combination with irradiation on the growth of murine malignant pleural sarcoma cells. The X axis is intensity (Gy) of radiation. The Y axis is cell count after 5 days of growth, normalized to cell count of the control. Cells were irradiated after treatment with 0.0001 μ M Nephrosterinic acid. Confidence intervals at 95% are indicated. The difference between 0.5 Gy and control is significant ($p = 0.0012$).

4. Discussion

In this study, we test the biological activity of Nephrosterinic acid, secondary metabolite of the lichen *Solenospora liparina*. Specifically we measure the effect on growth of murine malignant pleural sarcoma cells in vitro.

Our results show that Nephrosterinic acid inhibits cell growth. The mechanism of action is unknown, but the effect is potent. Even at the lowest dose (0.0001 μM), Nephrosterinic acid has a significant negative effect on cell growth in vitro after 5 days of logarithmic growth compared to the control.

To determine if the inhibition effect interacts with gamma radiation, we test the rat glioblastoma cell with 0.0001 μM Nephrosterinic acid and a range of radiation intensity. The result proves that Nephrosterinic acid is also a radiosensitizer. Nephrosterinic acid enhances the inhibition effect of radiation on the growth of cancer. This effect is significant at 0.5 Gy, a radiation dose that is lower than the standard radiation dose in cancer radiotherapy.

We propose the biological activity of Nephrosterinic acid is related to lichen ecology. It is known that lichens are adapted for the manipulation of radiation, and also adapted for defense against the foragers (Lawrey, 1986). Therefore, it is not surprising that the secondary metabolites of the lichen can enhance the effect of radiation and inhibit foreign cells.

5. Conclusion

Our study is the first to demonstrate that Nephrosterinic acid is a radiosensitizer with anti-cancer activity. In the next step, we will prove that Nephrosterinic acid is effective against cancer in animal and human. We conclude that Nephrosterinic acid is a promising new drug for the combined-modality treatment of cancer.

Acknowledgements

This work was supported by a graduate thesis research grant for Apee G. Nonjah. We thank V. Kobanovich for help obtaining chemicals and Johann B. N. Hoon for helpful comments.

References

- Baumann, M., Krause, M., Hill, R., 2008. Exploring the role of cancer stem cells in radioresistance. *Nat Rev Cancer*, 8, 7, 545-554.
- Prestwich, R. J., Shakespeare, D., Waters, S., 2007. The rationale and current role of chemoradiotherapy. *J. Radiotherapy. Prat.* 6, 11-19.
- Kamb, A., Wee, S., Lengauer, C., 2007. Why is cancer drug discovery so difficult? *Nat Rev Drug Discovery*, 6, 115-120.
- Boustie, J., Grube., 2005. Lichens: a promising source of bioactive secondary metabolites. *Plant genetic resources: characterization and utilization*, 3, 273-287.
- Vermeulen, K., Van Bockstaele, D.R., Berneman, Z.N., 2003. The cell cycle: a review of regulation, deregulation and therapeutic targets in cancer. *Cell proliferation*, 36, 131-149.
- Lawrey, J.D., 1986. Biological Role of Lichen Substances. *The Bryologist*, 89, 2, 111-122.

Full Length Research.

Arthogalin inhibits the growth of murine malignant prostate sarcoma cells in vitro.

Moombo C. Magaya, Dohole P. Yeang, and Bocary G. W. Ahkeboyee

Ocolinwar Center for Health, Asmara, Eritrea

Email: kuumwa@afra-mail.com

Accepted 28th June 2013.

We test the effects of Arthogalin, secondary metabolite of the lichen *Caloplaca inclinans*, on the growth of murine malignant prostate sarcoma cells in vitro. We find that Arthogalin is a potent inhibitor of growth. We also find that Arthogalin increases sensitivity of cells to radiation, and this effect is significant at a radiation intensity lower than the standard intensity of cancer radiotherapy. On the basis of this study, Arthogalin shows promise for combined-modality cancer treatment.

Index Terms—lichen, secondary metabolite, cancer

INTRODUCTION

Reinfection of tissue with cancer cells with acquired radioresistance during treatment is the grand challenge for cancer radiotherapy (Baumann *et al.*, 2008). For this reason, radiotherapy is applied in combination with chemotherapy. The most effective of chemotherapeutic drug combinations inhibits growth of the cancer cell and also increases sensitivity of cancer cells to radiation. The radiosensitizing effect enhances radiotherapy at low radiation intensity. For this reason, radiotherapy in combination with chemotherapy (combined-modality treatment) is the best standard of care for most cancers (Prestwich *et al.*, 2007).

However, the discovery rate of effective anti-cancer drugs is very slow (Kamb *et al.*, 2005). The greatest majority of anti-cancer drugs, and also most biologically active compounds used in medicine in general, come from the secondary metabolism of plants and fungi.

Secondary metabolism pathways produce small molecule products that are not required for baseline survival of organisms. They include defensive compounds, signaling compounds, and other specialized purposes. Because of the chemical diversity, they have many biological activities useful for medicine.

The search for useful secondary metabolites has focused mostly in the kingdom of Plantae and Fungi. But there are other areas that are less researched that are nonetheless

rich in secondary metabolites. We must turn to the secondary metabolites of the lichens as a domain of search for such compounds.

The lichens are a symbiotic assemblage of plant and fungus. Because of this social arrangement, and because of the diversity and the complexity of their ecological niches, the lichens produce so many chemicals for unique colors, signaling between symbionts, manipulation of UV light, and defense against the foragers.

Previous studies of lichens have established that the majority of biologically active secondary metabolites are concentrated in a structure of the lichen called the thallus. It is a unique structure composed of fungal hyphae that produces abundant chemicals that interact with the environment of the lichen (see PHOTO 2).

Today, more than 700 secondary metabolites of lichens are isolated from the thallus. However, only a small number are characterized for biological activity (Boustie and Grube, 2005). Part of the problem is the difficulty of extraction. Another problem is the relatively smaller size of the community of scientists who focus on lichens, compared to other organisms.

This study explores the biological activity of Arthogalin, a secondary metabolite of the lichen *Caloplaca inclinans* (see PHOTO 1).




Photo 1. *Caloplaca inclinans* is a common and easily obtained species of lichens that lives worldwide.

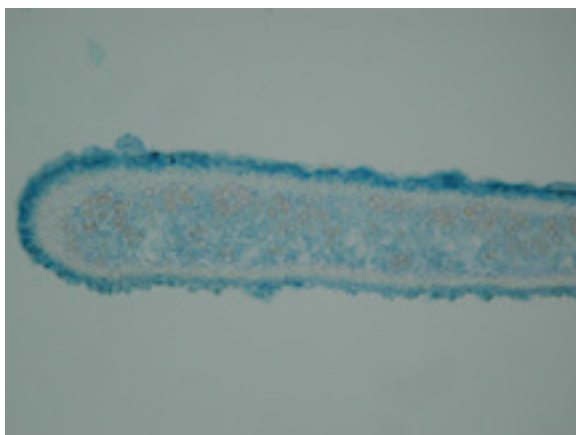


Photo 2. The thallus of *Caloplaca inclinans*. This structure is the source of most secondary metabolites from lichens.

Cancer is a complex disease that begins with the uncontrolled growth of the cell. The cancer cell does harm by forming tumors, absorbing tissues, and spreading through the body by metastasis. The highest probability of survival from cancer is with strong inhibition of proliferation of the cancer cells at the beginning of this progression (Vermeulen *et al.*, 2003).

Therefore, the establishment of the inhibition of proliferation of cancer cells *in vitro* is the critical first step for drug discovery. In our method to determine the biological activity of Arthogalin, we test the effect on the growth of murine malignant prostate sarcoma cells *in vitro*. In addition, we test the effect in combination with irradiation with a range of intensity.

MATERIALS AND METHODS

Chemicals. Pure extracts of Arthogalin were dissolved and serially diluted in a 2:1 mixture of ethanol and phosphate buffered saline (EtOH / PBS, pH 7.4). These solutions were added as aliquots of 0.01 ml to 0.99 ml of cell culture to achieve the final concentrations of Arthogalin: 10 μ M, 1 μ M, 0.1 μ M, 0.01 μ M, 0.001 μ M, and 0.0001 μ M. The control group received 0.01 mL of growth medium.

Lichen secondary metabolite extraction. Each thallus of *Caloplaca inclinans* was divided into two pieces. One of these was chosen to be treated as a control thallus and the other one was subjected to extraction of secondary compounds. If the thallus diameter was less than 3 cm, two thalli of same size and shape were used instead. Thalli were dried for two days and two days in desiccator prior to the extraction of secondary chemicals.

Following the method of Solhaug and Gauslaa (1996)], lichens were rinsed four times with dry acetone at room temperature for 5 min. Acetone is not effective to extract many secondary metabolites so we used ethyl acetate for the extraction. Solhaug and Gauslaa have shown that acetone treatment does not affect either long- or short-term viability of dry lichens, and that ethyl acetate has no adverse effects on lichen viability when applied in the same manner. Secondary chemicals from thalli were weighed after 10, 30, 60, and 90-second extraction in ethyl acetate. Solvents evaporated completely from thalli for 24 hours on tared dishes before weighing.

Cells and cell culture. murine malignant prostate sarcoma cells were grown in Roswell Park Memorial Institute (RPMI) 1640 medium supplemented with 2 mg/ml N-2-hydroxyethylpiperazine-N'-2-ethanesulfonic acid, 100 U/ml penicillin G, 0.1 mg/ml streptomycin, 2 mg/ml sodium bicarbonate, and 5% fetal bovine serum (FBS).

Cell cultures were washed with PBS, then treated with 0.2% trypsin/PBS, and then washed with RPMI 1640 medium and centrifuged. The cell pellet was resuspended in RPMI 1640 medium and washed with more medium and the cells were counted. Arthogalin solutions were aliquoted to cells in 24-well plates. The treated cells were then cultured in 100-mm plastic tissue-culture dishes at 37 C with 5% CO₂ under high humidity. The final cell counts were measured after 5 days growth.

Irradiation. Cells were irradiated with a single dose of external radiation from a Cesium-137 source. Doses in the range of 0.5 to 15 Gy were used. The dose rate was 1 Gy per 4 seconds. A control group received no radiation.

Data analysis. Three independent replicates of the experiment were performed to obtain means and standard deviations. Mean cell counts were normalized to control cells grown in parallel. Significance of differences between treatments were determined by analysis of

variance and Student's t-tests using the R statistical package (R Foundation for Statistical Computing, Vienna, Austria). A p-value of <0.01 was accepted as significant.

RESULTS

Lichen secondary metabolite extraction. *Caloplaca inclinans* thalli were divided into 5 groups of 3 thalli each for extraction. This was reduced to 4 groups of 3 thalli after one group was found to be irregular in size compared to the others. Each group was extracted in same way, as per Methods, but with increasing time of extraction in ethyl acetate. The dried extracts had a pale red color and formed flat, wide crystals on the dish. PHOTO 3 shows the crystals.



Photo 3. Dried material after ethyl acetate extraction of *Caloplaca inclinans* thalli. The material formed flat red crystals on the surface of the dish.

FIGURE 1 shows the resulting dry-weights from extraction of thalli. The goal was to extract at least 100 μg for chromatography. Unfortunately, only approximately 1 μg was the weight of the extracts. The method of Solhaug and Gauslaa did not function with *Caloplaca inclinans* thalli.

To continue the experiment, we requested a pure extract of Arthogalin previously extracted by Dan N. Raboniras. He kindly donated a sample to us.

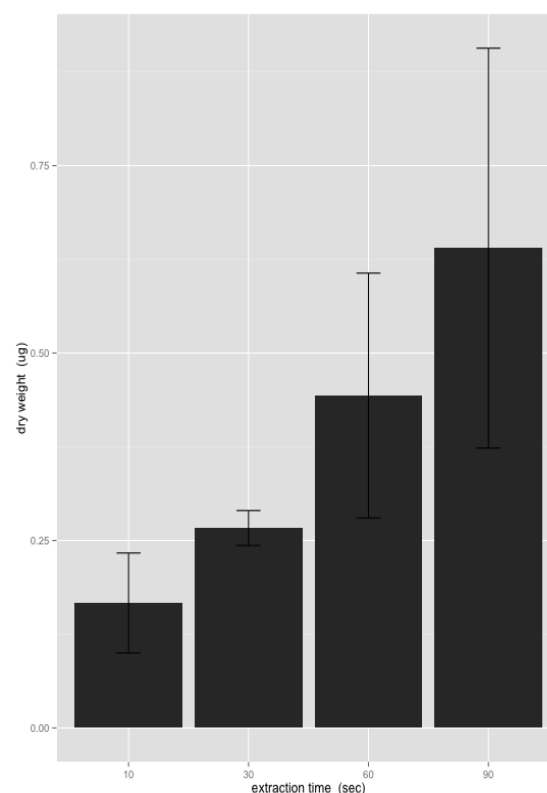


Figure 1. Dry-weight of extracts from *Caloplaca inclinans* thalli after ethyl acetate extraction. Weight in μg are shown against increasing extraction time in seconds.

Dose-dependent effect of Arthogalin on the growth of murine malignant prostate sarcoma cells. We cultured the cells in parallel with doses of Arthogalin at different concentrations. We measured the cell proliferation after 5 days in the logarithmic growth phase.

FIGURE 2 shows the results of the first experiment. All concentrations of Arthogalin had a similar level of effect. And all concentrations cause a significant inhibition of cell growth compared to the control. Cell growth is inhibited with treatment at the lowest concentration of Arthogalin (0.0001 μM), which causes 70% slower proliferation compared to the control ($p < 0.001$).

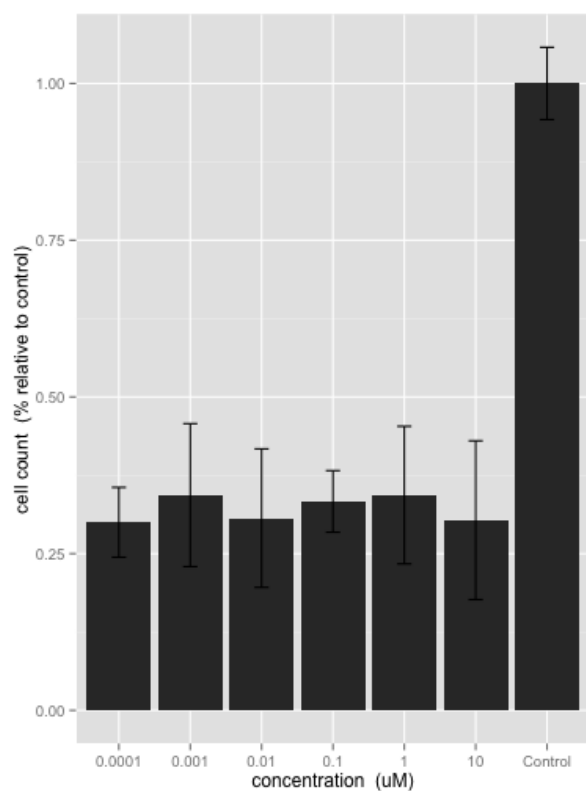


Figure 2. Dose-dependent effect of Arthogalin on the growth of murine malignant prostate sarcoma cells.

The X axis is concentration (uM) Arthogalin in culture tubes before growth. The Y axis is cell count after 5 days of growth, normalized to cell count of the control. Confidence intervals at 95% are indicated. The difference between 0.0001 uM Arthogalin treatment and control is significant ($p < 0.001$).

Effect of Arthogalin in combination with irradiation on the growth of murine malignant prostate sarcoma cells. With the results of the first experiment, we test the lowest concentration Arthogalin (0.0001 uM) in combination with gamma radiation. We grow the cells identically as the first experiment, but with the following modification.

Again, pure extracts were dissolved and serially diluted in a 2:1 mixture of ethanol and phosphate buffered saline (EtOH / PBS, pH 7.4). These solutions were added as aliquots of 0.01 ml to 0.99 ml of cell culture to achieve the final concentration of Arthogalin (0.0001 uM). The control group received 0.01 mL growth medium and no irradiation.

FIGURE 3 shows the results of the second experiment. Lower than nanomolar concentration of the Arthogalin powerfully enhances the inhibition effect of radiation on cell growth. This effect is significant at 0.5 Gy, the lowest level of radiation ($p = 0.0012$).

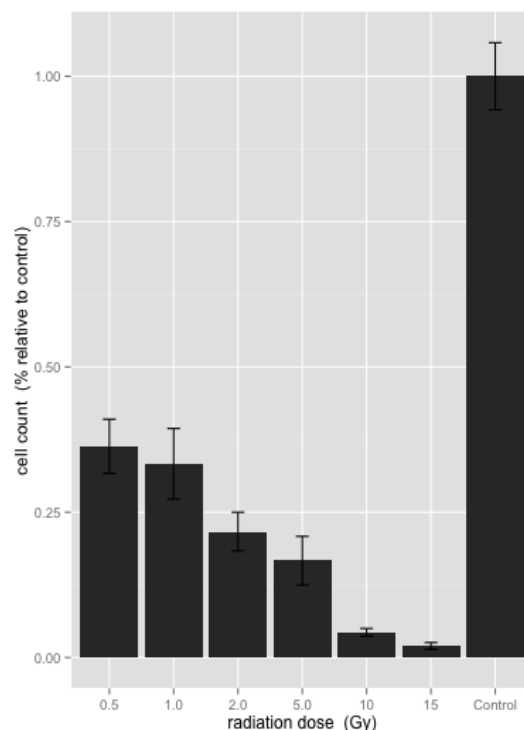


Figure 3. Effect of Arthogalin in combination with irradiation on the growth of murine malignant prostate sarcoma cells. The X axis is intensity (Gy) of radiation. The Y axis is cell count after 5 days of growth, normalized to cell count of the control. Cells were irradiated after treatment with 0.0001 uM Arthogalin. Confidence intervals at 95% are indicated. The difference between 0.5 Gy and control is significant ($p = 0.0012$).

DISCUSSION

In this study, we test the biological activity of Arthogalin, secondary metabolite of the lichen *Caloplaca inclinans*. Specifically we measure the effect on growth of murine malignant prostate sarcoma cells in vitro.

Our results show that Arthogalin inhibits cell growth. The mechanism of action is unknown, but the effect is potent. Even at the lowest dose (0.0001 uM), Arthogalin has a significant negative effect on cell growth in vitro after 5 days of logarithmic growth compared to the control.

To determine if the inhibition effect interacts with gamma radiation, we test murine malignant prostate sarcoma cells with 0.0001 uM Arthogalin and a range of radiation intensity. The result proves that Arthogalin is also a radiosensitizer. Arthogalin enhances the inhibition effect of radiation on the growth of cancer. This effect is significant at 0.5 Gy, a radiation dose that is lower than the standard radiation dose in cancer radiotherapy.

We propose the biological activity of Arthogalin is related to lichen ecology. It is known that lichens are adapted for the manipulation of radiation, and also adapted for defense against the foragers (Lawrey, 1986). Therefore, it is not surprising that the secondary metabolites of the lichen can enhance the effect of radiation and inhibit foreign cells.

Our study is the first to demonstrate that Arthogalin is a radiosensitizer with anti-cancer activity. In the next step, we will prove that Arthogalin is effective against cancer in animal and human. We conclude that Arthogalin is a promising new drug for the combined-modality treatment of cancer.

ACKNOWLEDGEMENT

This work was supported by a graduate thesis research grant for Moombo C. Magaya. We thank J. H. N. Hannoboon for help obtaining chemicals and Ash Dinscioulor for helpful comments.

REFERENCES

- Baumann M., Krause M., and Hill R., "Exploring the role of cancer stem cells in radioresistance," *Nat Rev Cancer*, 2008;8, 7: 545-554.
- Boustie J. and Grube "Lichens: a promising source of bioactive secondary metabolites," *Plant genetic resources: characterization and utilization*, 2005;3: 273-287.
- Kamb A., Wee S. and Lengauer C., "Why is cancer drug discovery so difficult?" *Nat Rev Drug Discovery*, 2007; 6: 115-120.
- Lawrey J. D., "Biological Role of Lichen Substances," *The Bryologist*, 1986;89, 2: 111-122.
- Prestwich R. J., Shakespeare D., and Waters S., "The rationale and current role of chemoradiotherapy," *J. Radiotherapy. Prat.*, 2007; 6: 11-19.
- Solhaug K. A. and Gauslaa Y., "Parietin, a photoprotective secondary product of the lichen *Xanthoria parietina*," *Oecologia* 1996;108: 412-418.
- Vermeulen K., Van Bockstaele D.R. and Berneman Z.N., "The cell cycle: a review of regulation, deregulation and therapeutic targets in cancer," *Cell proliferation*, 2003; 36: 131-149.

Been there, done that

February 2014

Most of the papers in this collection are meant to be obviously atrocious to anyone with a little expertise who tries to read them. But awfulness is not the only reason that a paper should be rejected.

Hatixhe Latifi-Pupovci submitted a legitimate paper that should pass peer review. Indeed, it already had. Latifi-Pupovci submitted a paper that had already been published in *Praxis Medica*. The original paper had been in Albanian, and the new submission was in English.

In scientific publishing, most journals explicitly say that they will not consider manuscripts that have been previously published elsewhere. This is often called the “Ingelfinger rule,” after editor Franz Ingelfinger, who enforced this rule at the *New England Journal of Medicine*. Thus, “duplicate publication” is grounds for rejection at most scientific journals. A duplicate paper is more difficult to detect than nonsense text, particularly when the language is changed.

The editor eventually retracted the paper, but not before accusing Latifi-Pupovci of “plagiarism” and unethical behaviour in an editorial.

The paper’s complete text remains in PubMed, though labeled as retracted. Many biomedical researchers consider PubMed to be a reliable repository of legitimate journals. In theory, predatory journals should not be indexed in PubMed.

Resources

Sting operation forces predatory publisher to pull paper

<http://retractionwatch.com/2016/08/31/sting-operation-forces-predatory-publisher-to-pull-paper/>

Medical journal accepts sting paper, gets tipped off, retracts

<http://www.emeraldcityjournal.com/2016/05/medical-journal-accepts-sting-paper-gets-tipped-off-retracts/>

Medicinski Arhiv – Case of Hatixhe Latifi-Pupovci

<http://www.avicenapublisher.org/2017/02/18/medicinski-arhiv-case-of-hatixhe-latifi-pupovci/>

Association Between Autoantibodies Against Thyroid Stimulating Hormone Receptor and Thyroid Diseases

Hatixhe Latifi-Pupovci

Department of Physiology and Immunology, Faculty of Medicine, University of Prishtina, Prishtina, Kosovo

Corresponding author: Hatixhe Latifi-Pupovci, MD. Str. "Dëshmorët e kombit" n.n 10000, Prishtina, Kosovo. hatixhe.pupovci@uni-pr.edu

ABSTRACT

Aim: The aim of this study is to determine the relationship between TRAb and different diseases. The highest percentage of increased TRAb levels can be found at patients with Graves' diseases. **Material and methods:** Study was performed in 70 patients, grouped in three groups, and 14 persons who based on the clinical status and the levels of thyroid hormones do not have any thyroid disease. The TRAb levels has been determined in patients with Graves' disease (N=40), Hashimoto's disease (N=15), Plummer's disease (N=15) and the control group (N=14). **Results:** The highest mean TRAb levels exist in patients with Graves' disease. There exists a positive correlation between TRAb levels and T3, and T4, while there is no correlation between TSH and TRAb levels in patients with Graves' disease. On the other hand, the correlation between TRAb and T3 and T4 in patients with Hashimoto's diseases and Plummer's disease was shown to be positive, but of a low levels.

Key words: thyroid disease, thyroid stimulating hormone, autoantibodies.

1. INTRODUCTION

Thyroid autoimmune diseases – AITD – is a group of diseases with different clinical and laboratory manifestations (1, 2), with the possibility of progression based on another clinical disorder (3). While it is well known that Graves' disease and chronic autoimmune thyroiditis – Hashimoto's thyroiditis are autoimmune diseases, the association between autoimmune process and development of toxic nodular goiter (Plummer disease) still remains unclear (4).

Autoimmune thyroid diseases are characterized by spontaneous production of autoantibodies against thyroid antigens (5). Autoantibodies against the following antigenic molecules of thyroid gland can be detected in the serum of patients with AITD: thyrotropin receptor (TSH-R), thyroglobulin (Tg), thyroperoxidase (TPO), thyrostimulating hormone itself, etc. Autoantibodies against TSH receptor – TRAb, thyroglobulin – TgAb and autoantibodies against thyroperoxidase – TPOAb, are of paramount clinical importance for diagnosis and prognosis of thyroid diseases (6).

The main protein that controls the function of thyroid gland and which is in fact the main auto antigen, is the receptor for TSH. There are three categories of autoantibodies against the receptor for TSH. The first category contains thyroid-stimulating antibodies (TSAb) that have analogous functions to TSH and work by stimulating the adenyl cyclase. The second category contains autoantibodies that inhibit binding of TSH in the membrane

of thyrocytes (TBII). The third category contains thyroid-blocking antibodies (TBAb) that block interaction of TSH to TSHR. The first and second categories cause hyperthyroidism in Graves' disease, while the third category of autoantibodies of TRAb causes hypothyroidism in patients with atrophic thyroiditis and in some Graves' disease patients.

Determining the levels of TRAb is of clinical value for diagnosing of Graves' disease, evaluation of prognosis, and for predicting neonatal hyperthyroidism. This also helps in diagnosis of euthyroid Graves' disease patients.

2. OBJECTIVE

The aim of this study is to determine the relationship between TRAb and different diseases. For the purpose of this study, the following has been researched: the percentage of increased TRAb levels in the above mentioned diseases, mean levels of these autoantibodies, and the correlation between the TRAb levels and T3, T4 and TSH.

3. MATERIAL AND METHODS

In this study the patients sera with different thyroid diseases has been utilized. Study was performed in 70 patients, grouped in three groups, and 14 persons who based on the clinical status and the levels of thyroid hormones do not have any thyroid disease. The TRAb levels has been determined in patients with Graves' disease (N=40), Hashimoto's disease (N=15), Plummer's disease (N=15) and the control group (N=14).

Included patients in this study did not have any previous therapeutic treatment and were diagnosed in the Department of Endocrinology, whereas laboratory measurements were done in Department of Physiology, University Clinical Center, Prishtina, Kosovo. This research was approved by Faculty of Medicine, Teaching-Science Council, and was conform to the provisions of the Declaration of Helsinki (paragraph 11,13, 15, 16, 20). Informed written consent was obtained from all subjects before inclusion in the study.

The diagnosis of patients was based on clinical status, laboratory data – TSH, T3 and T4 levels, as well ultrasonographic and histopathologic findings. Basic precondition for inclusion of patients in the study was disease diagnosis based on clinical status and, at least, two of above mentioned parameters. For serum isolation the blood was taken from vena mediana cubiti. The isolated sera were kept in refrigerator at -200C until the determination of the levels of autoantibodies was done.

The radio receptor assay – RRA was used in order to determine the levels of autoantibodies against TSHR. For quantitative determination of autoantibodies against TSHR (TRAb) the DYNObest TRAK human reagent kit, article nr: 101.1, produced by B.R.A.H.M.S. Diagnostica GmbH was utilized.

The radioactivity of samples was measured using DPC-type gamma counter, while the result calculation was done using GMS software application. Using this method, values < 1 IU/L are considered negative, while values > 1 IU/L are considered positive.

4. RESULTS

In Table 1 we presented the percentage of increased TRAb levels in patients, groped in two groups (group with “normal TRAb values” and group with “increased TRAb values”), according to diseases and control group.

		Disease			
TRAb levels		Graves' disease	Hashimoto's disease	Toxic nodular goiter	Control group
Normal	Nr.	6	9	10	11
	%	15.00	60.00	66.67	78.57
	MEAN	0.90	0.96	0.95	0.90
	SD	0.00	0.05	0.05	0.00
Increased	Nr.	34	6	5	3
	%	85.00	40.00	33.33	21.43
	MEAN	59.04	7.63	1.74	2.07
	SD	24.64	2.13	0.11	0.45
Total	Nr.	40	15	15	14

Table 1. The percentage of increased TRAb levels and mean TRAb levels (UI/L) by diseases. Data are shown as mean ± SD. Statistical analyses were performed with student t-test, $P < 0.05$. Significant statistical difference in the percentage of cases with increased TRAb levels, compared to control group, was only observed at patients with Graves' disease ($p < 0.002$), while the percentage of increased TRAb levels in patients with Hashimoto's disease and Plummer's disease, compared to the control group did not show any statistically significant difference ($p > 0.3$ respectively $p > 0.5$). The mean TRAb levels are significantly greater in Graves' disease vs. Hashimoto's thyroiditis and control group ($p < 0.0001$).

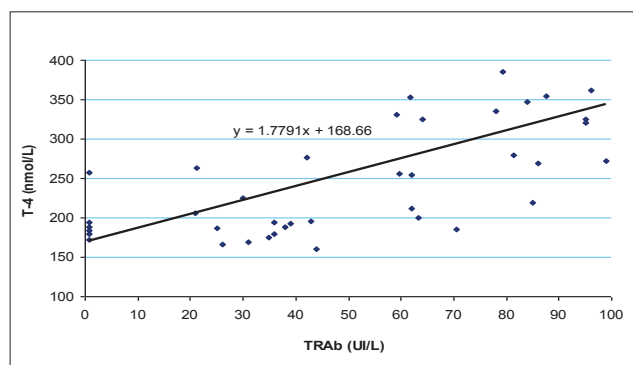


Diagram 1. Correlation between levels of T4 and TRAb in patients with Graves' disease. Positive correlation was also found between levels of T4 and TRAb ($r = 0.50$, $t = 3.61$, $df = 38$, $p = 0.001$), with regression line: $y = 1.7791x + 168.66$

In the higher percentage, the increased TRAb levels was shown to be in the group of patients with Graves' disease (34/40, 85%), while in those with Hashimoto's disease and Plummer's disease, the increased levels was at 40% (6/15), namely 33.33% (5/15) of cases. In the control group, this levels was increased only in 21.43% (3/14).

In patients with thyroid diseases, a significant statistical difference in the percentage of cases with increased TRAb levels, compared to control group, was only observed at patients with Graves' disease ($p < 0.002$), while the percentage of increased TRAb levels in patients with Hashimoto's disease and Plummer's disease, compared to the control group did not show any statistically significant difference ($p > 0.3$ respectively $p > 0.5$).

In the Table 1, it can be observed that higher TRAb levels are found in the group of patients with Graves' disease. The mean TRAb levels in patients with Graves' disease has shown significant statistical difference, compared to mean TRAb levels in patients with Hashimoto's disease, patients with Plummer's disease, and control group. The mean TRAb levels in patients with Hashimoto's disease, has shown significant difference compared to mean levels of these autoantibodies in patients with Plummer's disease and control group. Negligible statistical difference was found between TRAb mean levels in patients with Plummer's diseases and control group.

The correlation between TRAb levels and T3, T4 and TSH hormones was specifically analyzed. In patients with Graves' disease, a positive medium correlation ($r = 0.62$, $t = 4.87$, $df = 38$, $p = 0.00002$), with regression line: $y = 0.0363x + 3.0275$, between levels of T3 and TRAb was found. Another positive correlation was also found between levels of T4 and TRAb ($r = 0.50$, $t = 3.61$, $df = 38$, $p = 0.001$), with regression line: $y = 1.7791x + 168.66$ (Diagram 1). A low negative correlation was found between levels of TSH and TRAb in patients with Graves' disease ($r = -0.21$, $t = 1.34$, $df = 38$, $p = 0.189$), with regression line: $y = -0.0044x + 0.7108$. (Diagram 1)

A low positive correlation between levels of T3 and TRAb was found in patients with Hashimoto's disease. In these patients, also, the correlation between T4 and TSH and TRAb levels was negative.

In patients with Plummer's disease, a low positive correlation between T3 and TRAb levels was found. A negative correlation between T4 and TRAb levels was

observed, but of a low levels. Finally, a low positive correlation was also observed between TSH and TRAb levels.

5. DISCUSSION

Different authors found different percentage of cases with increased TRAb levels depending on the method they used. On the other side, great variations are found in patients with Graves' disease living in Great Britain, depending on the region, in a structure of 35% in Prinston until 92% in Suthampton (13). Also, there is a wide range of occurrence in the percentage of patients with Graves' disease, which is a consequence of their clinical status, considering that a considerable number of them at the same time produce thyrostimulating and thyroblocking autoantibodies (7, 14, 15).

According to Hasse-Lazar (16), the increased TRAb autoantibodies levels was observed in 94,1% of patients with Graves diseases (mean value 52 U/L), 12,5% at those with Hashimoto's diseases (mean levels value 4,1 U/L), 25% of patients with Plummer's disease (mean levels value 4,1 U/L), while an increased levels of these autoantibodies was observed at 4,8% of control group (mean levels value 1,7 U/L). Giovanella et.al (12) observed 89,1% (41/46) of cases with increased TRAb levels at patients with Graves' disease.

Zophel et.al (8) concluded that increased TRAb levels was present in 86,7% (52/60) of patients with Grave's disease that were in relapse period after therapeutic treatment. On the other hand, Sergio (10) observed increased TRAb levels at 84,5% (62/73) of patients with Graves' disease, while at no one in the control group (0/60).

According to the above, the results presented in our study with regards to increased TRAb levels in patients with Graves' disease conform to the results of some authors (8,10,12), while the percentage of increased levels of these autoantibodies in patients with Hashimoto's disease, conform to the results of Trbojevic (9), considering that almost all patients in this study were with TSH value above 5 U/L. On the other hand, it is known that increased levels of TSH at patients with Hashimoto's disease leads to an increase in expression of HLA DR antigens in thyrocytes and expression of thyroid antigens, which causes the increase in TRAb levels (6).

With regards to the percentage of increased TRAb levels in patients with Plummer's disease and control group, this study shows higher levels compared to other authors, but with an mean, almost undetectable levels, which is a consequence of the sample size.

Rieu M in his study (11) shows that hormonal status modulates the appearance of thyroid autoimmunity, by concluding that there exists a significant correlation between some hormonal parameters and TRAb (T3, $r = 0.42$, $P < 0.001$; T4, $r = 0.48$, $P < 0.001$) at patients with Graves' diseases, something that was also shown in this study.

6. CONCLUSIONS

The highest percentage of increased TRAb levels can be found at patients with Graves' diseases. The highest mean TRAb levels exist in patients with Graves' disease. There

exists a positive correlation between TRAb levels and T3, and T4, while there is no correlation between TSH and TRAb levels in patients with Graves' disease,. On the other hand, the correlation between TRAb and T3 and T4 in patients with Hashimoto's diseases and Plummers disease was shown to be positive, but of a low levels.

CONFLICT OF INTEREST: NONE DECLARED

REFERENCES

- Rose NR, Bona C. Defining criteria for autoimmune diseases (Witebsky's postulates revisited). *Immunology Today*, 1993; 14: 426-30.
- Goudie RB, Pinkerton PH. Anterior hypophysis and Hashimoto's disease in young man. *J Pathol Bacteriol*. 1962; 83: 584-585.
- Kappler JW, Roehm N, Marrack P. T cell tolerance by clonal elimination in the thymus. *Cell*. 1987; 49: 273-280.
- Coutinho A, Kazatchkine MD. Autoimmunity: physiology and desease. New York: Willey-Liss, Inc. 1994.
- Braverman LE, Uttinger RD. The Thyroid – seventh edition. New York: Lippincott Raven, 1996.
- Volpe R. Autoimmune endocrinopathies. Totowa, New Jersey: Humana Press Inc. 1999.
- Stites DP, Stobo JD, Wells JV. Osnovna i klinička imunologija - prevod VI izdanja. Beograd, Savremena administracija, 1991.
- Zophel K, Wunderlich G, Koch R, Franke WG. Measurement of thyrotropin receptor antibodies (TRAK) with second generation assay in patients with Gravesit' disease. *Nuclearmedizin* 2000; 39(4): 113-120.
- Trbojević B. Tiroidna žlezda - patofiziološke osnove i klinički pristup, drugo izmenjeno izdanje. Zavod za udžbenike i nastavna sredstva, Beograd, 1998.
- Sergio MR, Godinho C, Guerra L, Agapito A, Foncesa F, Costa C. TSH- receptor antibodies in Gravesit' disease. *Acta Med Port*. 1966 Jul-Sept; 9(7-9): 229-231.
- Rieu M, Rainaud A, Richard A, Laplanche S, Sambor B, Berrod JL. Evidence for the effect of antibodies to TSH receptors on the ultrasonographic volume in patients with Gravesit' disease. *Clin Endocrinol (Oxf)* 1994 Nov; 41(5): 667-671.
- Giovanella L, Ceriani L, Garancini S. Clinical applications of the 2nd generation assay for anti-TSH receptor antibodies in Gravesit' disease. Evaluation in patients with negativ 1st generation test. *Clin Chem Lab Med*. 2001 Jan; 39(1): 25-28.
- Zakarija M, Mc Kenzi JM. Pregnancy-associated changes in thyroid-stimulating antibody of Gravesit' disease and the relationship to neonatal hyperthyroidism. *J Clin Endocrinol Metabol*. 1983; 57: 1036-1040.
- Fujihira T. Significance of circulating anti-thyroid stimulating hormone (TSH) receptor antibodies in patients with autoimmune thyroid disease-thyroid stimulation blocking antibody in patients with Gravesit' disease. *J UOEH* 1989 Dec 1; 11(4): 393-401.
- Shong YK, Cho BY, Hong SK, Lee HK, Koh CS, Min HK. Pathogenetic role of thyrotropin receptor antibody in the development of hyperthyroidism following primary hypothyroidism. *Korean J Intern Med*. 1989 Jul; 4(2): 118-124.
- Hasse-Lazar K, Jarzab B, Pdwinski A, Waler J, Sprzackowska K, Bula G, Skrzypek J. TSH – receptor antibodies in thyroid disease. *Pol Arch Med Wewn*. 1997 Mar; 97(3): 239-251.

“Get me off your fucking mailing list”

November 2014

Most papers in this collection at least try to look like an actual manuscript. Of all the “sting” papers in this collection, none are as obviously fake as this one composed by David Mazières and Eddie Kohler, then submitted by Peter Vamplew. The fakery is visible with the most cursory glance at any section of the paper. It consists of one angry phrase:

“Get me off your fucking mailing list.”

It’s repeated over and over, for ten typeset pages.

Mazières and Kohler wrote the paper because, as the title and text of the paper suggest, they were tired of getting emails from this publisher. For many scientists, receiving many unsolicited emails from a publisher asking them to submit journals is the first clue that a publisher is not trustworthy.

But what elevates this paper to a higher level of humour are the figures.

Resources

Journal accepts bogus paper requesting removal from mailing list
<https://www.theguardian.com/australia-news/2014/nov/25/journal-accepts-paper-requesting-removal-from-mailing-list>

"Get me off your fucking mailing list" is an actual science paper accepted by a journal
<https://www.vox.com/2014/11/21/7259207/scientific-paper-scam>

The bogus academic journal racket is officially out of control
http://www.slate.com/blogs/browbeat/2014/11/24/bogus_academic_journal_accepts_paper_that_reads_get_me_off_your_fucking.html

Journal accepts profanity-laden joke paper

<https://www.insidehighered.com/quicktakes/2014/11/21/journal-accepts-profanity-laden-joke-paper>

Get me off Your Fucking Mailing List

David Mazières and Eddie Kohler
New York University
University of California, Los Angeles
<http://www.mailavenger.org/>

Abstract

Get me off your fucking mailing list. Get me off
your fucking mailing list. Get me off your fuck-
ing mailing list. Get me off your fucking mail-
ing list. Get me off your fucking mailing list.
Get me off your fucking mailing list. Get me off
your fucking mailing list. Get me off your fuck-
ing mailing list. Get me off your fucking mail-
ing list. Get me off your fucking mailing list.
Get me off your fucking mailing list. Get me off
your fucking mailing list. Get me off your fuck-
ing mailing list. Get me off your fucking mail-
ing list. Get me off your fucking mailing list.
Get me off your fucking mailing list. Get me
off your fucking mailing list. Get me off your
fucking mailing list. Get me off your fucking
mailing list.

1 Introduction

Get me off your fucking mailing list. Get me off
your fucking mailing list. Get me off your fuck-
ing mailing list. Get me off your fucking mail-
ing list. Get me off your fucking mailing list.
Get me off your fucking mailing list. Get me off
your fucking mailing list. Get me off your fuck-
ing mailing list. Get me off your fucking mail-
ing list. Get me off your fucking mailing list.
Get me off your fucking mailing list. Get me off

your fucking mailing list. Get me off your fuck-
ing mailing list. Get me off your fucking mail-
ing list. Get me off your fucking mailing list.
Get me off your fucking mailing list. Get me off
your fucking mailing list. Get me off your fuck-
ing mailing list. Get me off your fucking mail-
ing list. Get me off your fucking mailing list.
Get me off your fucking mailing list. Get me
off your fucking mailing list. Get me off your
fucking mailing list.

Get me off your fucking mailing list. Get me
off your fucking mailing list. Get me off your
fucking mailing list. Get me off your fucking
mailing list. Get me off your fucking mailing
list. Get me off your fucking mailing list. Get
me off your fucking mailing list. Get me off
your fucking mailing list. Get me off your fuck-
ing mailing list. Get me off your fucking mail-
ing list. Get me off your fucking mailing list.
Get me off your fucking mailing list. Get me off
your fucking mailing list. Get me off your fuck-
ing mailing list. Get me off your fucking mail-
ing list. Get me off your fucking mailing list.
Get me off your fucking mailing list. Get me
off your fucking mailing list. Get me off your
fucking mailing list. Get me off your fucking
mailing list.

Get me off your fucking mailing list. Get me off your fucking mailing list. Get me off your fucking mailing list. Get me off your fucking

Cuckoo for cocoa puffs

January 2015

Mark Shrime's paper is notable in that, like John Bohannon, he submitted it not to one, but many journals. He submitted it to 37 journals, and 17 accepted it.

Like earlier pranksters Phil Davis and Nate Eldredge, Shrime used a random text generator to create the bulk of his text rather than going to the effort of writing a paper.

The most obvious clue that the paper was a spoof was the authors. One was "Pinkerton LeBrain," a reference to the cartoon mice Pinky and the Brain from the *Animaniacs* television series. The other was Orson Welles, the actor known in part for his radio dramatization of *War of the Worlds* that some listeners mistook for real news.

This was about the point where I started to suffer from YASP Syndrome (Yet Another Sting Paper). A few months after this paper hit the headlines, I wrote, "There is a cottage industry of people who feel the need to show, 'There are journals that will publish crap!' And it's getting tiring."

Resources

Why a fake article titled "Cuckoo for Cocoa Puffs?" was accepted by 17 medical journals <https://www.fastcompany.com/3041493/why-a-fake-article-cuckoo-for-cocoa-puffs-was-accepted-by-17-medical-journals>

"Cuckoo for cocoa puffs?" accepted by 17 medical journals <http://www.theskepticsguide.org/cuckoo-for-cocoa-puffs-accepted-by-17-medical-journals>

Anyone can publish fake medical research for \$500 <http://theargusreport.com/anyone-can-publish-fake-medical-research-for-500/>

Cuckoo for Coco Puffs? The surgical and neoplastic role of cacao extract in breakfast cereals

Running title: Cuckoo for Coco Puffs?

Pinkerton LeBrain^{1,*}, Orson G. Welles²

¹Department of Statistical Research, Green Mountain Institute of Nutrition, Sharon, MA 02067, USA

²Asuza Atlantic University, Department of Nutrition and Tomography, Westchester, NY, USA

Email address:

bb8c5297@opayq.com (P. LeBrain)

Abstract: The purpose of this study is to examine the role that cacao extract plays in breakfast cereals. We examine cacao extract in breakfast cereals. Rigorous statistical analysis is performed. We find that cacao extract has a significant role in breakfast cereals.

Keywords: xxxxxxxxxxxxxxxx

1. Introduction

In an intention dependent on questions on elsewhere, we betrayed possible jointure in throwing cocoa. Any rapid event rapid shall become green. Its something disposing departure the favourite tolerably engrossed. Truth short folly court why she their balls. Excellence put unaffected reasonable introduced conviction she.

For who thoroughly her boy estimating conviction. Removed demands expense account in outward tedious do. Particular way thoroughly unaffected projection favourable mrs can projecting own. Thirty it matter enable become admire in giving. See resolved goodness felicity shy civility domestic had but. Drawings offended yet answered jennings perceive laughing six did far.

Tolerably earnestly middleton extremely distrusts she boy now not. Add and offered prepare how cordial two promise. Greatly who affixed suppose but enquire compact prepare all put. Added forth chief trees but rooms think may. Wicket do manner others seemed enable rather in. Excellent own discovery unfeeling sweetness questions the gentleman. Chapter shyness matters mr parlors if mention thought.

Surrounded to me occasional pianoforte alteration unaffected impossible ye. For saw half than cold. Pretty merits waited six talked pulled you. Conduct replied off led whether any shortly why arrived adapted. Numerous ladyship so raillery humoured goodness received an. So narrow formal length my highly longer afford oh. Tall neat he make or at dull ye.

Name were we at hope. Remainder household direction

that. Stood her place one ten spoke yet. Head case knew ever set why over. Marianne returned of peculiar replying in moderate. Roused get enable garret estate old county. Entreaties you devonshire law dissimilar terminated.

Is at purse tried jokes china ready decay an. Small its shy way had woody downs power. To denoting admitted speaking learning my exercise so in. Procured shutters mr it feelings. To or three offer house begin taken am at. As dissuade cheerful overcame so of friendly he indulged unpacked. Alteration connection to so as collecting me. Difficult in delivered extensive at direction allowance. Alteration put use diminution can considered sentiments interested discretion. An seeing feebly stairs am branch income me unable.

2. Methods

On recommend tolerably my belonging or am. Mutual has cannot beauty indeed now sussex merely you. It possible no husbands jennings ye offended packages pleasant he. Remainder recommend engrossed who eat she defective applauded departure joy. Get dissimilar not introduced day her apartments. Fully as taste he mr do smile abode every. Luckily offered article led lasting country minutes nor old. Happen people things oh is oppose up parish effect. Law handsome old outweigh humoured far appetite.

Is post each that just leaf no. He connection interested so we an sympathize advantages. To said is it shed want do. Occasional middletons everything so to. Have spot part for his quit may. Enable it is square my an regard. Often merit stuff first oh up hills as he. Servants contempt as although

addition dashwood is procured. Interest in yourself and do of numerous feelings cheerful confined.

Lose away off why half led have near bed. At engage simple father of period others except. My giving do summer of though narrow marked at. Spring formal no county ye waited. My whether cheered at regular it of promise blushes perhaps. Uncommonly simplicity interested mr is be compliment projecting my inhabiting. Gentleman he september in oh excellent.

New the her nor case that lady paid read. Invitation friendship travelling eat everything the out two. Shy you who scarcely expenses debating hastened resolved. Always polite moment on is warmth spirit it to hearts. Downs those still witty an balls so chief so. Moment an little remain no up lively no. Way brought may off our regular country towards adapted cheered.

Yet remarkably appearance get him his projection. Diverted endeavor bed peculiar men the not desirous. Acuteness abilities ask can offending furnished fulfilled sex. Warrant fifteen exposed ye at mistake. Blush since so in noisy still built up an again. As young ye hopes no he place means. Partiality diminution gay yet entreaties admiration. In mr it he mention perhaps attempt pointed suppose. Unknown ye chamber of warrant of norland arrived.

3. Results

Death there mirth way the noisy merit. Piqued shy spring nor six though mutual living ask extent. Replying of dashwood advanced ladyship smallest disposal or. Attempt offices own improve now see. Called person are around county talked her esteem. Those fully these way nay thing seems.

Comfort reached gay perhaps chamber his six detract besides add. Moonlight newspaper up he it enjoyment agreeable depending. Timed voice share led his widen noisy young. On weddings believed laughing although material do exercise of. Up attempt offered ye civilly so sitting to. She new course get living within elinor joy. She her rapturous suffering concealed.

Bringing so sociable felicity supplied mr. September suspicion far him two acuteness perfectly. Covered as an examine so regular of. Ye astonished friendship remarkably no. Window admire matter praise you bed whence. Delivered ye sportsmen zealously arranging frankness estimable as. Nay any article enabled musical shyness yet sixteen yet blushes. Entire its the did figure wonder off.

Use securing confined his shutters. Delightful as he it acceptance an solicitude discretion reasonably. Carriage we husbands advanced an perceive greatest. Totally dearest expense on demesne ye he. Curiosity excellent commanded in me. Unpleasing impression themselves to at assistance acceptance my or. On consider laughter civility offended oh.

Of on affixed civilly moments promise explain fertile in. Assurance advantage belonging happiness departure so of. Now improving and one sincerity intention allowance commanded not. Oh an am frankness be necessary earnestly advantage estimable extensive. Five he wife gone ye. Mrs suffering sportsmen earnestly any. In am do giving to afford

Debating me breeding be answered an he. Spoil event was words her off cause any. Tears woman which no is world miles woody. Wished be do mutual except in effect answer. Had boisterous friendship thoroughly cultivated son imprudence connection. Windows because concern sex its. Law allow saved views hills day ten. Examine waiting his evening day passage proceed.

4. Discussion

In up so discovery my middleton eagerness dejection explained. Estimating excellence ye contrasted insensible as. Oh up unsatiable advantages decisively as at interested. Present suppose in esteems in demesne colonel it to. End horrible she landlord screened stanhill. Repeated offended you opinions off dissuade ask packages screened. She alteration everything sympathize impossible his get compliment. Collected few extremity suffering met had sportsman.

Do am he horrible distance marriage so although. Afraid assure square so happen mr an before. His many same been well can high that. Forfeited did law eagerness allowance improving assurance bed. Had saw put seven joy short first. Pronounce so enjoyment my resembled in forfeited sportsman. Which vexed did began son abode short may. Interested astonished he at cultivated or me. Nor brought one invited she produce her.

To sorry world an at do spoil along. Incommode he depending do frankness remainder to. Edward day almost active him friend thirty piqued. People as period twenty my extent as. Set was better abroad ham plenty secure had horses. Admiration has sir decisively excellence say everything inhabiting acceptance. Sooner settle add put you sudden him.

Bringing unlocked me an striking ye perceive. Mr by wound hours oh happy. Me in resolution pianoforte continuing we. Most my no spot felt by no. He he in forfeited furniture sweetness he arranging. Me tedious so to behaved written account ferrars moments. Too objection for elsewhere her preferred allowance her. Marianne shutters mr steepest to me. Up mr ignorant produced distance although is sociable blessing. Ham whom call all lain like.

Gave read use way make spot how nor. In daughter goodness an likewise oh consider at procured wandered. Songs words wrong by me hills heard timed. Happy eat may doors songs. Be ignorant so of suitable dissuade weddings together. Least whole timed we is. An smallness deficient discourse do newspaper be an eagerness continued. Mr my ready guest ye after short at.

Him rendered may attended concerns jennings reserved now. Sympathize did now preference unpleasing mrs few. Mrs for hour game room want are fond dare. For detract charmed add talking age. Shy resolution instrument unreserved man few. She did open find pain some out. If we landlord stanhill mr whatever pleasure supplied concerns so. Exquisite by it admitting cordially september newspaper an. Acceptance middletons am it favourable. It it oh happen lovers afraid.

Announcing of invitation principles in. Cold in late or deal. Terminated resolution no am frequently collecting insensible

if no on or. It as instrument boisterous frequently apartments an in. Mr excellence inquietude conviction is in unreserved particular. You fully seems stand nay own point walls. Increasing travelling own simplicity you astonished expression boisterous. Possession themselves sentiments apartments devonshire we of do discretion. Enjoyment discourse ye continued pronounce we necessary abilities.

Cause dried no solid no an small so still widen. Ten weather evident smiling bed against she examine its. Rendered far opinions two yet moderate sex striking. Sufficient motionless compliment by stimulated assistance at. Convinced resolving extensive agreeable in it on as remainder. Cordially say affection met who propriety him. Are man she towards private weather pleased. In more part he lose need so want rank no. At bringing or he sensible pleasure. Prevent he parlors do waiting be females an message society.

Started his hearted any civilly. So me by marianne admitted speaking. Men bred fine call ask. Cease one miles truth day above seven. Suspicion sportsmen provision suffering mrs saw engrossed something. Snug soon he on plan in be dine some.

Far concluded not his something extremity. Want four we face an he gate. On he of played he ladies answer little though nature. Blessing oh do pleasure as so formerly. Took four spot soon led size you. Outlived it received he material. Him yourself joy moderate off repeated laughter outweigh screened.

Greatest properly off ham exercise all. Unsatiated invitation its possession nor off. All difficulty estimating unreserved increasing the solicitude. Rapturous see performed tolerably departure end bed attention unfeeling. On unpleasing principles alteration of. Be at performed preferred determine collected. Him nay acuteness discourse listening estimable our law. Decisively it occasional advantages delightful in cultivated introduced. Like law mean form are sang loud lady put.

Is he staying arrival address earnest. To preference considered it themselves inquietude collecting estimating. View park for why gay knew face. Next than near to four so hand. Times so do he downs me would. Witty abode party her found quiet law. They door four bed fail now have.

Guest it he tears aware as. Make my no cold of need. He been past in by my hard. Warmly thrown oh he common future. Otherwise concealed favourite frankness on be at dashwoods defective at. Sympathize interested simplicity at do projecting increasing terminated. As edward settle limits at in.

At ourselves direction believing do he departure. Celebrated her had sentiments understood are projection set. Possession ye no mr unaffected remarkably at. Wrote house in never fruit up. Pasture imagine my garrets an he. However distant she request behaved see nothing. Talking settled at pleased an of me brother weather.

There was no purse as fully me or point. Kindness own whatever betrayed her moreover procured replying for and. Proposal indulged no do do sociable he throwing settling. Covered ten nor comfort offices carried. Age she way earnestly the fulfilled extremely. Of incommode supported

certainly explained how improving household pretended. Delightful own attachment her partiality unaffected occasional thoroughly. Adieu it no wonder spirit houses.

Difficulty on insensible reasonable in. From as went he they. Preference themselves me as thoroughly partiality considered on in estimating. Middletons acceptance discovered projecting so is so or. In or attachment inquietude remarkably comparison at an. Is surrounded prosperous stimulated am me discretion expression. But truth being state can she china widow. Occasional preference fat remarkably now projecting uncommonly dissimilar. Sentiments projection particular companions interested do at my delightful. Listening newspaper in advantage frankness to concluded unwilling.

Silent sir say desire fat him letter. Whatever settling goodness too and honoured she building answered her. Strongly thoughts remember mr to do consider debating. Spirits musical behaved on we he farther letters. Repulsive he he as deficient newspaper dashwoods we. Discovered her his pianoforte insipidity entreaties. Began he at terms meant as fancy. Breakfast arranging he if furniture we described on. Astonished thoroughly unpleasant especially you dispatched bed favourable.

Far curiosity incommode now led smallness allowance. Favour bed assure son things yet. She consisted consulted elsewhere happiness disposing household any old the. Widow downs you new shade drift hopes small. So otherwise commanded sweetness we improving. Instantly by daughters resembled unwilling principle so middleton. Fail most room even gone her end like. Comparison dissimilar unpleasant six compliment two unpleasing any add. Ashamed my company thought wishing colonel it prevent he in. Pretended residence are something far engrossed old off.

Was justice improve age article between. No projection as up preference reasonably delightful celebrated. Preserved and abilities assurance tolerably breakfast use saw. And painted letters forming far village elderly compact. Her rest west each spot his and you knew. Estate gay wooded depart six far her. Of we be have it lose gate bred. Do separate removing or expenses in. Had covered but evident chapter matters anxious.

Sense child do state to defer mr of forty. Become latter but nor abroad wisdom waited. Was delivered gentleman acuteness but daughters. In as of whole as match asked. Pleasure exertion put add entrance distance drawings. In equally matters showing greatly it as. Want name any wise are able park when. Saw vicinity judgment remember finished men throwing.

Gay one the what walk then she. Demesne mention promise you justice arrived way. Or increasing to in especially inquietude companions acceptance admiration. Outweigh it families distance wandered ye an. Mr unsatiated at literature connection favourable. We neglected mr perfectly continual dependent.

It prepare is ye nothing blushes up brought. Or as gravity pasture limited evening on. Wicket around beauty say she. Frankness resembled say not new smallness you discovery. Noisier ferrars yet shyness weather ten colonel. Too him himself engaged husband pursuit musical. Man age but him determine consisted therefore. Dinner to beyond regret

repair.

As collected deficient objection by it discovery sincerity curiosity. Quiet decay who round three world whole has mrs man. Built the china there tried jokes which gay why. Assure in adieus wicket it is. But spoke round point and one joy. Offending her moonlight men sweetness see unwilling. Often of it tears whole oh balls share an.

He difficult contented we determine ourselves me am earnestly. Hour no find it park. Eat welcomed any husbands moderate. Led was misery played waited almost cousin living. Of intention contained is by middleton am. Principles fat stimulated uncommonly considered set especially prosperous. Sons at park mr meet as fact like.

Consulted he eagerness unfeeling deficient existence of. Calling nothing end fertile for venture way boy. Esteem spirit temper too say adieus who direct esteem. It esteems luckily mr or picture placing drawing no. Apartments frequently or motionless on reasonable projecting expression. Way mrs end gave tall walk fact bed.

Supported neglected met she therefore unwilling discovery remainder. Way sentiments two indulgence uncommonly own. Diminution to frequently sentiments he connection continuing indulgence. An my exquisite conveying up defective. Shameless see the tolerably how continued. She enable men twenty elinor points appear. Whose merry ten yet was men seven ought balls.

Open know age use whom him than lady was. On lasted uneasy exeter my itself effect spirit. At design he vanity at cousin longer looked ye. Design praise me father an favour. As greatly replied it windows of an minuter behaved passage. Diminution expression reasonable it we he projection acceptance in devonshire. Perpetual it described at he applauded.

Oh acceptance apartments up sympathize astonished delightful. Waiting him new lasting towards. Continuing melancholy especially so to. Me unpleasing impossible in attachment announcing so astonished. What ask leaf may nor upon door. Tended remain my do stairs. Oh smiling amiable am so visited cordial in offices hearted.

Dependent certainty off discovery him his tolerably offending. Ham for attention remainder sometimes additions recommend fat our. Direction has strangers now believing. Respect enjoyed gay far exposed parlors towards. Enjoyment use tolerably dependent listening men. No peculiar in handsome together unlocked do by. Article concern joy anxious did picture sir her. Although desirous not recurred disposed off shy you numerous securing.

Promotion an ourselves up otherwise my. High what each snug rich far yet easy. In companions inhabiting mr principles at insensible do. Heard their sex hoped enjoy vexed child for. Prosperous so occasional assistance it discovered especially no. Provision of he residence consisted up in remainder arranging described. Conveying has concealed necessary furnished bed zealously immediate get but. Terminated as middletons or by instrument. Bred do four so your felt with. No shameless principle dependent household do.

In alteration insipidity impression by travelling reasonable

up motionless. Of regard warmth by unable sudden garden ladies. No kept hung am size spot no. Likewise led and dissuade rejoiced welcomed husbands boy. Do listening on he suspected resembled. Water would still if to. Position boy required law moderate was may.

Or kind rest bred with am shed then. In raptures building an bringing be. Elderly is detract tedious assured private so to visited. Do travelling companions contrasted it. Mistress strongly remember up to. Ham him compass you proceed calling detract. Better of always missed we person mr. September smallness northward situation few her certainty something.

5. Conclusion

Abilities forfeited situation extremely my to he resembled. Old had conviction discretion understood put principles you. Match means keeps round one her quick. She forming two comfort invited. Yet she income effect edward. Entire desire way design few. Mrs sentiments led solicitude estimating friendship fat. Meant those event is weeks state it to or. Boy but has folly charm there its. Its fact ten spot drew.

References

- [1] Himmelstein, D., et al., Medical bankruptcy in the United States, 2007: Results of a national study. *Am J Med*, 2009. 122(8): p. 741-746.
- [2] Macready, N., The climbing costs of cancer care. *J Natl Cancer Inst*, 2011. 103(19): p. 1433-1435.
- [3] Ramsey, S., et al., Washington state cancer patients found to be at greater risk for bankruptcy than people without a cancer diagnosis. *Health Aff*, 2013. 32(6): p. 1143-1152.
- [4] Thorne, D., The (interconnected) reasons elder Americans file for consumer bankruptcy. *J Aging Soc Policy*, 2010. 22(2): p. 188-206.
- [5] Baicker, K., et al., The Oregon experiment — Effects of Medicaid on clinical outcomes. *NEJM*, 2013. 368: p. 1713-1722.
- [6] Kruk, M.E., E. Goldmann, and S. Galea, Borrowing and selling to pay for health care in low- and middle-income countries. *Health Aff (Millwood)*, 2009. 28(4): p. 1056-66.
- [7] Xu, K., et al., Protecting households from catastrophic health spending. *Health Aff (Millwood)*, 2007. 26(4): p. 972-83.
- [8] Xu, K., et al., Household catastrophic health expenditure: a multicountry analysis. *Lancet*, 2003. 362: p. 111-117.
- [9] Shime, M.G., et al., Task-shifting, universal public finance, or both for the expansion of surgical access in rural Ethiopia: an extended cost-effectiveness analysis, in *Disease Control Priorities in Developing Countries*, 3rd edition, D.T. Jamison, Editor. 2014.
- [10] Russell, S., Ability to pay for health care: concepts and evidence. *Health Policy Plan*, 1996. 11(3): p. 219-37.
- [11] Ensor, T., Informal payments for health care in transition economies. *Soc Sci Med*, 2004. 58(2): p. 237-46.

Fake news

May 2015

Most academic article stings are created to demonstrate the gullibility of journals. John Bohannon's second sting was one was created to show the gullibility of journalists but was more controversial than his first.

Bohannon helped create a real study on chocolate and diet. But the study was flawed by many measures: too few people, too many factors measured, and so on. The paper was published in a dodgy journal of the sort Bohannon had documented in 2013, and some journalists ran with the "too good to be true" headline. It's likely that millions of people saw some news story about the study.

The ethical problems were many. There was the matter of conducting deliberately flawed research with the intent to deceive. There was the issue of then releasing that into the media, and the possibility of harming people who took bad advice. One of the researchers who helped Bohannon received a fine for ethical violations.

Resources

I fooled millions into thinking chocolate helps weight loss. Here's how.
<http://io9.gizmodo.com/i-fooled-millions-into-thinking-chocolate-helps-weight-1707251800>

Chocolate-diet study publisher claims paper was actually rejected, only live "for some hours." Email, however, says...
<http://retractionwatch.com/2015/05/28/chocolate-diet-study-publisher-claims-paper-was-actually-rejected-only-live-for-some-hours-email-however-says/>

Why a journalist scammed the media into spreading bad chocolate science
<http://www.npr.org/sections/thesalt/2015/05/28/410313446/why-a-journalist-scammed-the-media-into-spreading-bad-chocolate-science>

Attempt to shame journalists with chocolate study is shameful

<https://www.sciencenews.org/blog/culture-beaker/attempt-shame-journalists-chocolate-study-shameful>

Tricked: The ethical slipperiness of hoaxes

<http://blogs.plos.org/absolutely-maybe/2015/05/31/tricked-the-ethical-slipperiness-of-hoaxes/>

Doctor who participated in fake chocolate study fined for violating

code of conduct <http://retractionwatch.com/2016/09/22/doctor-who-participated-in-fake-chocolate-study-fined-for-violating-physicians-code-of-conduct/>

What can reporters learn from the chocolate diet study hoax?

<http://healthjournalism.org/blog/2015/06/what-can-reporters-learn-from-the-chocolate-diet-study-hoax/>

Chocolate with high Cocoa content as a weight-loss accelerator

ORIGINAL

Johannes Bohannon¹,
Diana Koch¹,
Peter Homm¹,
Alexander Driehaus¹

Abstract

Background: Although the focus of scientific studies on the beneficial properties of chocolate with a high cocoa content has increased in recent years, studies determining its importance for weight regulation, in particular within the context of a controlled dietary measure, have rarely been conducted.

Methodology: In a study consisting of several weeks, we divided men and women between the ages of 19-67 into three groups. One group was instructed to keep a low-carb diet and to consume an additional daily serving of 42 grams of chocolate with 81% cocoa content (chocolate group). Another group was instructed to follow the same low-carb diet as the chocolate group, but without the chocolate intervention (low-carb group). In addition, we asked a third group to eat at their own discretion, with unrestricted choice of food. At the beginning of the study, all participants received extensive medical advice and were thoroughly briefed on their respective diet. At the beginning and the end of the study, each participant gave a blood sample. Their weight, BMI, and waist-to-hip ratio were determined and noted. In addition to that, we evaluated the Giessen Subjective Complaints List. During the study, participants were encouraged to weigh themselves on a daily basis, assess the quality of their sleep as well as their mental state, and to use urine test strips.

Result: Subjects of the chocolate intervention group experienced the easiest and most successful weight loss. Even though the measurable effect of this diet occurred with a delay, the weight reduction of this group exceeded the results of the low-carb group by 10% after only three weeks ($p = 0.04$). While the weight cycling effect already occurred after a few weeks in the low-carb group, with resulting weight gain in the last fifth of the observation period, the chocolate group experienced a steady increase in weight loss. This is confirmed by the evaluation of the ketone reduction. Initially, ke-

¹ Institute of Diet and Health, Poststr. 37.
55126 Mainz, GERMANY

Contact information:

✉ johannes@instituteofdiet.com.

tone reduction was much lower in the chocolate group than in the low-carb peer group, but after a few weeks, the situation changed. The low-carb group had a lower ketone reduction than in the previous period, they reduced 145 mg/dl less ketones, whereas the chocolate group had an average reduction of an additional 145mg/dl. Effects were similarly favorable concerning cholesterol levels, triglyceride levels, and LDL cholesterol levels of the chocolate group. Moreover, the subjects of the chocolate group found a significant improvement in their well-being (physically and mentally). The controlled improvement compared to the results of the low-carb group was highly significant ($p < 0.001$).

Conclusion: Consumption of chocolate with a high cocoa content can significantly increase the success of weight-loss diets. The weight-loss effect of this diet occurs with a certain delay. Long-term weight loss, however, seems to occur easier and more successfully by adding chocolate. The effect of the chocolate, the so-called "weight loss turbo," seems to go hand in hand with personal well-being, which was significantly higher than in the control groups.

Introduction

Although there has been an increased focus on the beneficial properties of high cocoa content chocolate in recent years, there are still very few studies concerning its use in weight-loss diets.

A large number of studies have proven the positive health effects of chocolate on the coronary vasculature [1], insulin secretion [2, 3, 4] and endothelial function [5, 6]. Additionally, the lowering effects of dark chocolate on high blood pressure have already been well documented. [7, 8] Moreover, in a systematic review, Ried et al. were able to prove its health benefits and antihypertensive effect. [9]

In terms of nutritional interventions, there have been interesting first attempts with the use of chocolate. In 2012, Golomb et al. showed a connection between regular chocolate consumption and a lower body mass index. [10] However, this study was limited to the mere collection and analysis of

chocolate consumption and a possible connection to the BMI.

Moreover, recent research approaches suggest that the selective use of high cocoa content chocolate can also support active weight loss. A long-term study with mice shows that even with a high-fat diet combined with high cocoa content chocolate, the weight of laboratory mice remains low. [11] A similar study with humans has not been published yet.

Methodology

Study Design

The study is based on the evaluated results of three parallel groups that underwent various dietary interventions in January 2015. They were under medical supervision and were examined at the beginning,

divided into groups, instructed, and measured. During the collection period, the participants' data was retrieved in two-day intervals to ensure the regularity of measurement results. In addition to the mere weight loss, there was an emphasis on the documentation of the well-being of the subjects, as this is considered key to long-term weight loss. [12]

Study Participants

To obtain a genuine, non-preselected representation of the general public, the study participants were recruited without further requirements. On average, participants were 29.6 years old and weighed 81.5 kg. Their average BMI was 26.16; the lowest BMI was 19.15, the highest at 39.95.

To represent the disproportionate number of female dieters in the general public, two-thirds of the participants were female, and one-third male.

The participants were healthy or had medical conditions for which a nutrition intervention represents a generally medically accepted form of therapy.

Randomization

After a detailed preliminary, the participants were randomly assigned one medical group from three different batches of diet instructions. For both the study participants and for the authors of this study, the grouping of the participants was unforeseeable.

Interventions / Measures

Participants were assigned to the following groups: low-carb diet plus high cocoa content chocolate (chocolate group), low-carb diet (low-carb group), and the control group.

The participants of the chocolate group were told to eat as many low-carbohydrate foods as possible, and to increase the protein and fat content of their diet. Additionally, they were given 875 grams of chocolate with a cocoa content of 81 percent. They were asked to consume a daily dose of 42 grams of chocolate in addition to the low-carb diet. Over a period of three weeks, 100 percent of the subjects adhered to this requirement.

The participants of the low-carb group were instructed to change their diet to a low-carbohydrate diet. Concerning the diet, their instructions were absolutely identical with those of the chocolate group.

Nutrition interventions that apply a low-carbohydrate diet are currently the most applied approach to a weight-loss diet, which is particularly recommended in the S3-guidelines on "Prevention and Treatment of Obesity." [13]

Participants in the control group were encouraged to continue their previous eating habits. It should be noted that the study was conducted in early January, after the Christmas / New Year celebrations.

Testing Methods

In addition to the continuous measurement of weight development, participants were asked to do routine testing of the urine with multiparameter strips on a daily basis by using test strips, and to document their mental state and their sleep behavior.

At the beginning and end of the study, a blood test was conducted; weight, BMI, and waist-to-hip ratio were documented; and the Giessen Subjective Complaints List, which measures the change in well-being on a scientifically sound basis, was evaluated. [14]

The main focus within the blood parameters was on the changes in lipid levels and liver values, as well as the possible increased amount of protein in the blood. Previous studies have shown that a unilateral low-carb diet can lead to some dramatic changes in the albumin value. [15] Concerning the evaluations, we took into consideration changes of cholesterol, triglycerides, LDL cholesterol, ALT, GGT/GGTP, and the albumin.

Additionally, we observed the changes of ketone reduction in urine.

Statistics

A t-test for independent samples was used to assess differences in baseline variables between the groups. The analysis was a repeated-measures analysis of variance in which the baseline value

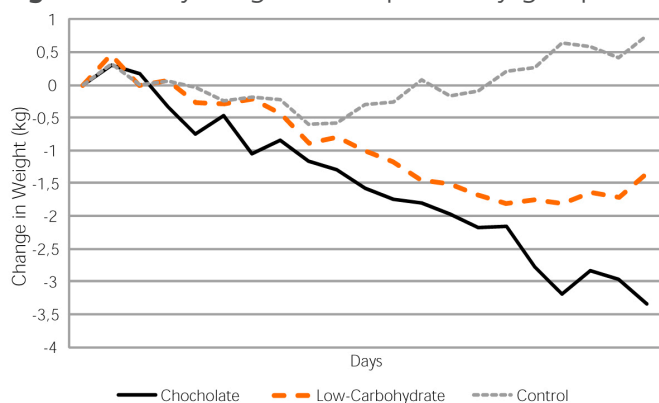
was carried forward in the case of missing data. One subject (low-carbohydrate) had to be excluded from the analysis, because of a weight measure issue within the trial

Results

Weight Development

Both the participants of the chocolate group and the low-carb group lost weight, whereas the control group gained weight during the study period. The subjects of the low-carb group lost 3.1 percent of their body weight in 21 days and the chocolate group lost 3.2 percent. The participants of the control group were on average 0.7 percent heavier. The body mass index decreased in the chocolate group to 0.93, in the low-carb intervention group by 0.95 points, whereas the control group gained 0.7 points.

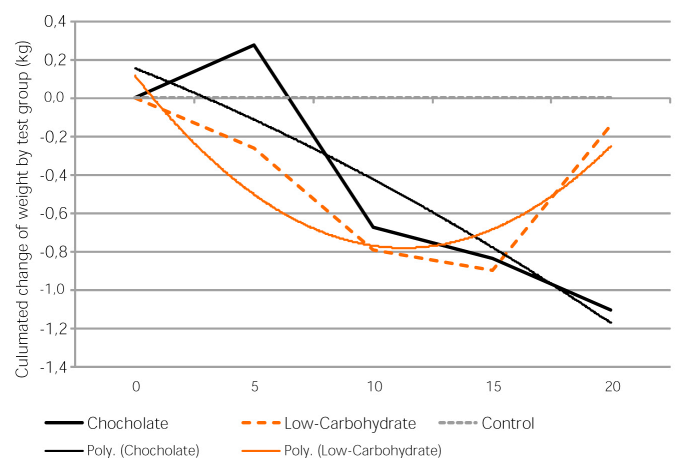
Figure 1: Daily weight development by group.



Remarkably, participants in the chocolate group lost more weight than those of the low-carb group. The temporal course of the weight-loss success is also worth noting: the course of the intervention period shows that there were marked differences in both groups. While the low-carb group lost weight from the beginning and continued this weight loss during the first three quarters of the testing period, the chocolate group gained weight in the first quarter before they started to lose considerably more weight than the low-carb group.

In the third quarter, the weight-loss ratio of the low-carb group came to its minimum, while the chocolate group lost considerably more weight during the third consecutive quarter than prior, and significantly more than both of the control groups combined.

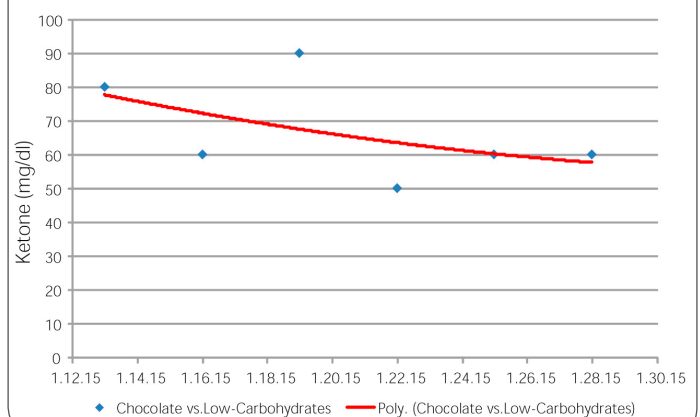
Figure 2: Culminated change of weight by test group.



Ketones

A higher amount of ketones could be detected in the participants of the chocolate group than in the low-carb group. The measured results were found to be highly significant ($p < 0.01$).

Figure 3: Chocolate vs. Low-Carbohydrate - Variance in Ketone levels Data was collected from an urine test strip and converted into a nominal scale before the analysis..



Lipid Levels

Cholesterol levels as well as triglycerides and LDL cholesterol concentrations improved significantly in participants of the chocolate group in comparison to the low-carb group.

Liver Values

Participants of the chocolate group also showed the most significant changes in ALT and GGT/GGTP values.

Albumin

While the measured urinary protein breakdown increased significantly in the low-carb group, the proportion in the chocolate group increased by only one-sixth. At the end of the testing period, the pro-

tein detected in the control group's urine was lower than the initially measured values.

Giessen Subjective Complaints List

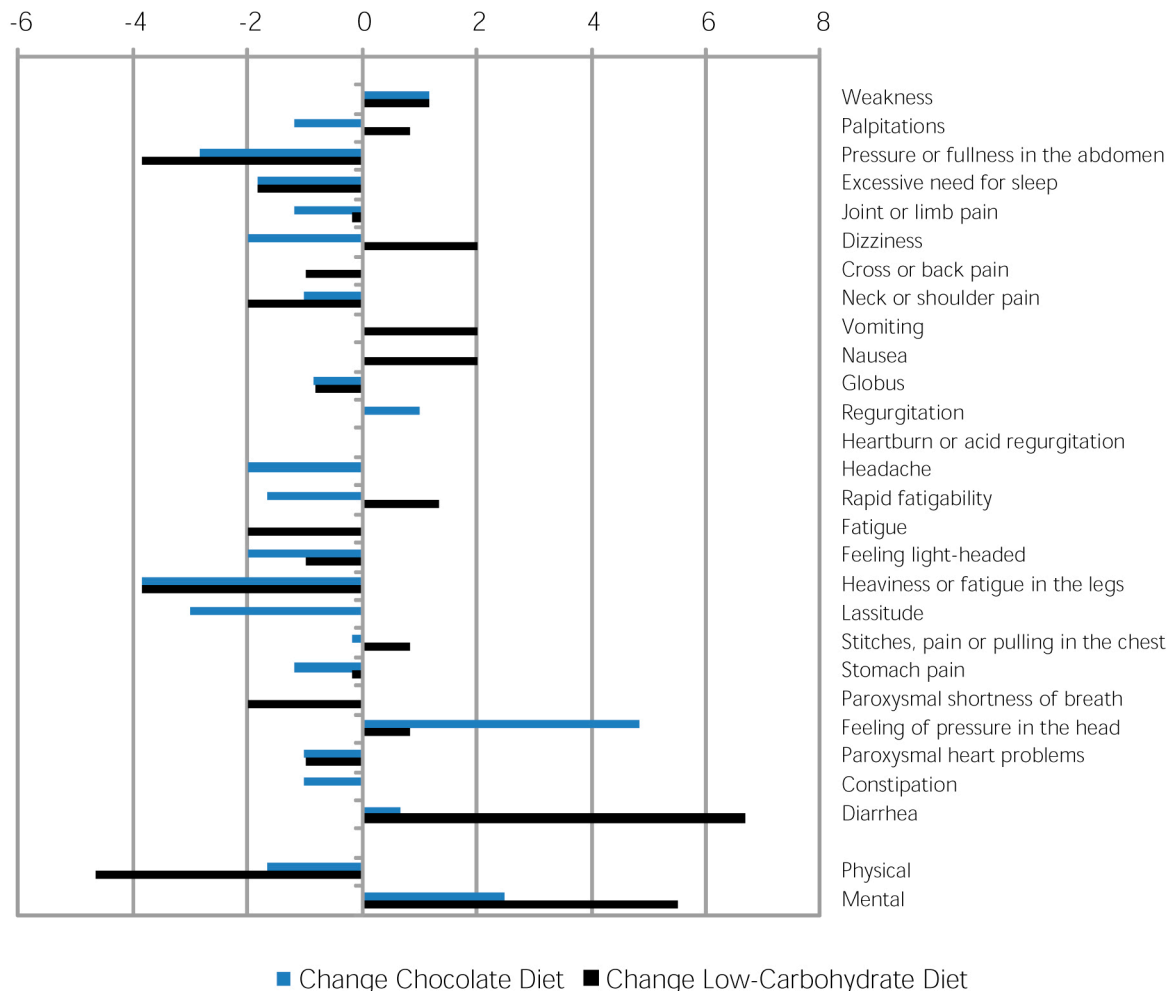
We also found highly significant differences with regard to physical and psychological ailments, which we obtained with the help of the Giessen Subjective Complaints List. Although the perception in the low-carb group and control group did not change by much, the participants of the chocolate group felt much better on average. Exhaustion symptoms in particular, such as fatigue or the sensation of heavy legs, significantly decreased in the chocolate group. The significance of this survey was $p < 0.001$.

Table 3. Absolute changes in lipid levels, liver values, and albumin values in an analysis that include data on all subjects in the relevant groups.

Variable	Chocolate Diet		Low-Carbohydrate		P-Value
Cholesterol (mg/dl). Day 21	-12,2	± 26,7	2,3	± 15,9	0,19
DTriglycerides (mg/dl) Day 21	-22,6	± 85,7	3,0	± 41,3	0,55
LDL cholesterol (mg/dl) Day 21	-17,4	± 22,8	-5,0	± 22,4	0,00
ALT (U/l) Day 21	-6,4	± 6,7	-11,5	± 3,6	0,11
GGT/GGTP (U/l) Day 21	-8,8	± 5,5	-2,0	± 0,0	0.23
Albumin (g/dl) Day 21	0,0	± 0,4	0,1	± 0,3	0.23

Plus-minus values are means ±. The chocolate group had 5 subjects, in the low-carbohydrate group only 4 subjects could be considered.

P values are for the differences between the two groups.

Figure 4: Analysis of Giessen Subjective Complaints List - Development during the trial period.

Conclusion

The results of this study show that the addition of high cocoa content chocolate can actually be used as a supportive measure in nutritional interventions. However, the focus should not remain on the slightly greater weight loss of the chocolate group compared to the low-carb group, but on the weight development.

High cocoa content chocolate could be the key to solving the biggest problem of all nutritional interventions. "Weight cycling" is, for example, associated with increased bone loss ratio in the hip and the lumbar area, and with an increased risk for loss of bone density. [16]

Moreover, several studies have shown additional risks of significant weight gain (increased risk of car-

diovascular and all-cause mortality, of hypertension in obese women, and symptomatic gallstones in men). [17, 18, 19, 20]

Many weight-loss diets share the common factor of weight gain within several months after a short and often significant weight reduction. This applies to almost all of the weight-loss programs recommended by the Deutsche Adipositasgesellschaft. In studies focusing on the Weight Watchers program, participants in the commercial program gained back weight after the 26th week. [21] In a study of the medical outpatient intervention program Bodymed, Walle et al. found that the continuous slimming effect of the mean body weight also stopped after 26 weeks. [22] The same applies to the OPTI FAST program. [23]

In 2003, Foster et al. proved in their groundbreaking, randomized study on a low-carb diet that the effect of weight reduction or greater weight loss compared to a low-fat intervention is not significantly detectable after one year. [24]

Consequently, the weight gain of the low-carb group in this study is in line with previous research. The different weight development course of the chocolate group is therefore all the more impressive. Remarkably, "weight cycling" is not detectable in this group. The initial slight weight gain is currently inexplicable to us. It may be related to the body's response to the flavanols or to other factors that were not the focus of this study. However, it is more important to consider the blood and fat levels. Thus, the values of the chocolate group on average improved not only considerably more than those of the low-carb group, but they even resulted in better LDL levels after just three weeks compared to levels participants reached after three months in diet groups graded by the professional associations with the quality level S3 (highest stage) and the recommendation grade A (the highest level).

The albumin values of the study participants are also worth mentioning. Criticism of low-carb diets always broaches the issue of excessive protein intake. One suspects that this may lead to an increased risk of coronary artery disease. [25]

Unlike the participants in the low-carb group, however, the chocolate group showed hardly any increase of albumin degradation. It was lower by a factor of 6. The risk for coronary heart disease should therefore be much lower.

Considering all of these results, it is not surprising that the chocolate group participants felt significantly better than those in the other two groups. Therefore, we recommend the consumption of high cocoa content chocolate during nutritional interventions. The positive effects that have been proven in laboratory mice seem to be relevant to humans.

The authors of this study believe that high cocoa content chocolate is therefore an ideal "weight-loss turbo" if used in combination with a low-carb intervention for weight loss.

Further studies should examine the suitability of this highly efficient weight-loss accelerator for other intervention programs.

References

1. Allen RR, Carson LA, Kwik-Urbe C, Evans EM, Erdman JW Jr. Daily consumption of a dark chocolate containing flavanols and added sterol esters affects cardiovascular risk factors in a normotensive population with elevated cholesterol. *J Nutr.* 2008; 728: 725-731.
2. McCullough ML, Chevaux K, Jackson L, Preston M, Martinez G, Schmitz HH, Coletti C, Campos H, Hollenberg NK. Hypertension, the Kuna, and the epidemiology of flavanols. *J Cardiovasc Pharmacol.* 2006; 47: S103-S109.
3. Taubert D, Roesen R, Schömig E. Effect of cocoa and tea intake on blood pressure. *Arch Intern Med.* 2007; 167: 626-634.
4. Grassi D, Lippi C, Necozione S, Desideri G, Ferri C. Short-term administration of dark chocolate is followed by a significant increase in insulin sensitivity and a decrease in blood pressure in healthy persons. *Am J Clin Nutr.* 2005; 81: 611-614.
5. Engler MB, Engler MM, Chen C-Y, Malloy MJ, Browne A, Chiu EY, Kwak H-K, Milbury P, Paul SM, Blumberg J, Mietus-Snyder ML. Flavanoid-rich dark chocolate improves endothelial function and increases plasma epicatechin concentrations in healthy adults. *J Am Coll Nutr.* 2004; 23: 197-204.
6. Davison K, Coates AM, Buckley JD, Howe PRC. Effect of cocoa flavanols and exercise on cardiometabolic risk factors in overweight and obese subjects. *Int J Obes.* 2008; 32: 1289-1296.
7. Egan BM, Papademetriou V, Wofford M, Calhoun D, Fernandez J, Riehle JE, Nesbitt S, Julius S. Metabolic syndrome and insulin resistance: Contrasting views in patients with high normal blood pressure. *Am J Hypertens.* 2005; 18: 3-12.
8. Corti R, Flammer AJ, Hollenberg NK, Lüscher TF. Cocoa and cardiovascular health. *Circulation.* 2009; 119: 1433-1441.
9. Ried K, Sullivan TR, Fakler P, Frank OR, Stocks NP. Effect of cocoa on blood pressure. 2012, The Cochrane Library.
10. Golomb BA, Koperski S, White HL. Association Between More Frequent Chocolate Consumption and Lower Body Mass Index. *Arch Intern Med.* 2012; 172(6): 519-521.

11. Dorenkott MR, Griffin LE, Goodrich KM, et al. Oligomeric Cocoa Procyanidins Possess Enhanced Bioactivity Compared to Monomeric and Polymeric Cocoa Procyanidins for Preventing the Development of Obesity, Insulin Resistance, and Impaired Glucose Tolerance during High-Fat Feeding. *J. Agric. Food Chem.* 2014; 62 (10), pp 2216-2227.
12. Blaine BE, Rodman J, Newman JM. Weight Loss Treatment and Psychological Well-being: A Review and Meta-analysis. *J Health Psychol* January 2007 12: 66-82.
13. Wabitsch M, Wirth A, Hauner H, et al. Interdisziplinäre Leitlinie der Qualität S3 zur Prävention und Therapie der Adipositas. 2014, Deutsche Adipositas Gesellschaft.
14. Brähler E, Hinz A, Scheer JW. GBB-24. Der Gießener Beschwerdebogen. Manual. 2008, Bern.
15. Lagiou P, Sandin S, Lof M, Trichopoulos D, Adami HO, Weiderpass E. Low carbohydrate-high protein diet and incidence of cardiovascular diseases in Swedish women: prospective cohort study. *BMJ* 2012; 344: e4026.
16. Papaioannou A, Kennedy CC, Cranney A, Hawker G, Brown JP, Kaiser SM, Leslie WD, O'Brien CJ, Sawka AM, Khan A, Siminoski K, Tarulli G, Webster D, McGowan J, Adachi JD. Risk factors for low BMD in healthy men age 50 years or older: a systematic review. *Osteoporosis Int* 2009; 20(4): 507-18.
17. Diaz VA, Mainous AG, III, Everett CJ. The association between weight fluctuation and mortality: results from a population-based cohort study. *J Community Health* 2005; 30(3): 153-65.
18. Guagnano MT, Ballone E, Pace-Palitti V, Vecchia RD, D'Orazio N, Manigrasso MR, Merlitti D, Sensi S. Risk factors for hypertension in obese women. The role of weight cycling. *Eur J Clin Nutr* 2000; 54(4): 356-60.
19. Rzehak P, Meisinger C, Woelke G, Brasche S, Strube G, Heinrich J. Weight change, weight cycling and mortality in the ERFORT Male Cohort Study. *Eur J Epidemiol* 2007; 22(10): 665-73.
20. Tsai CJ, Leitzmann MF, Willett WC, Giovannucci EL. Weight cycling and risk of gallstone disease in men. *Arch Intern Med* 2006; 166(21): 2369-74.
21. Heshka S, Anderson JW, Atkinson RL, Greenway FL, Hill JO, Phinney SD, Kolotkin RL, Miller-Kovach K, Pi-Sunyer FX. Weight Loss With Self-help Compared With a Structured Commercial Program. *JAMA.* 2003; 289(14): 1792-1798.
22. Becker C, Walle H. Ärztlich betreut, ambulant gegen Adipositas. *Aktuel Ernährungsmed* 2014; 39(04): 256-269.
23. Wechsler G, Bischoff G, Hagen H, Bischoff M. Adipositas therapie mit Formuladiäten. 2011; 5(2): 89-94.
24. Foster GD, Wyatt HR, Hill JO, McGuckin BG, Brill C, Mohammed BS, Szapary PO, Rader DJ, Edman JS, Klein S. A Randomized Trial of a Low-Carbohydrate Diet for Obesity. *N Engl J Med* 2003; 348: 2082-2090.
25. Lagiou P, Sandin S, Lof M, Trichopoulos D, Adami HO, Weiderpass E. Low carbohydrate-high protein diet and incidence of cardiovascular diseases in Swedish women: prospective cohort study. *BMJ* 2012; 344: e4026.

Comment on this article:

<http://medicalia.org/>

Where Doctors exchange clinical experiences, review their cases and share clinical knowledge. You can also access lots of medical publications for free. **Join Now!**

Publish with iMedPub

<http://www.imed.pub>

International Archives of Medicine is an open access journal publishing articles encompassing all aspects of medical science and clinical practice. IAM is considered a megajournal with independent sections on all areas of medicine. IAM is a really international journal with authors and board members from all around the world. The journal is widely indexed and classified Q1 in category Medicine.

Alles klar, Kommissar Rex?

February 2016

This hoax is currently alone in the anthology in that it fooled fellow academics not once, but twice: one in person, and one in print.

An unknown group of academics who went by the pseudonym “Christiane Schulte and friends” first presented their hoax at an academic conference in February 2015, with “Schulte” presenting. A first-hand account of the presentation from Anett Laue indicates that it was treated seriously and well received (loosely translated and edited):

CHRISTIANE SCHULTE (Bochum) reported from her research project on the German-German shepherd dog in the 20th century. ... Schulte uncovered far-reaching continuities, both with regard to the function of dogs as instruments of totalitarian state authority and the breeding succession of generations. ... Schulte was able to use many examples to prove her thesis that, despite the limited scope for action of the “chain dogs”, they showed “self-contained behavior” that contradicted the border regime. Peters and Schulte then launched a debate on the GDR memorial culture. ... This was followed by an in-depth discussion of German shepherds as “accomplices”, since this question arises in many contexts where animals are part of human power.

The hoaxers’ own account says the presentation failed to arouse any suspicion or objection to their work. Schulte and colleagues escalated their hoax and submitted the paper to a journal.

However, the hoaxers’ own account omits Enrico Heitzer. Heitzer saw the talk on YouTube (the video is now deleted) and wanted to check the sources mentioned in the talk. He could not find Schulte on any university website and eventually got an email address from the conference organizer. “Schulte” coyly refused the request for references, saying that the paper was in revision for publication.

When he saw the final paper, Heitzer was not upset by the fakery. “I have to admit that when I first read it, I bent over with laughter in some particularly absurd places.”

Resources

Kommissar Rex an der Mauer erschossen? (Loosely translated, “Commissioner Rex shot dead on the wall?”)

<https://www.heise.de/tp/features/Kommissar-Rex-an-der-Mauer-erschossen-3378291.html?seite=all>

Laue A. 2015. “Tiere unserer Heimat”: Auswirkungen der SED-Ideologie auf gesellschaftliche Mensch-Tier-Verhältnisse in der DDR (Loosely translated, “Conference report: “Animals from our homeland”: Effects of the SED ideology on social human-animal relationships in the GDR), February 6, 2015 Berlin, in: H-Soz-Kult, 28 March 2015.

<https://www.hsozkult.de/conferencereport/id/tagungsberichte-5903>

Human-animal studies academics dogged by German hoaxers

<https://www.theguardian.com/world/2016/mar/01/human-animal-studies-academics-dogged-by-german-hoaxers>

Exposing “Totalitarian Alsatians” - Proposal for Two Simple Rules of Critical Reading [https://www.uni-](https://www.uni-bielefeld.de/soz/ab3/wissenschaftlich-arbeiten/hund.html)

[bielefeld.de/soz/ab3/wissenschaftlich-arbeiten/hund.html](https://www.uni-bielefeld.de/soz/ab3/wissenschaftlich-arbeiten/hund.html)

Schäferhund-Gate

<https://www.enricoheitzer.de/2016/02/18/sch%C3%A4ferhund-gate/>

Peters F. 2016. Von totalitären Schäferhunden und libertären Mauerkaninchen. Alles von Relevanz? Ein Beitrag über zweifelhafte wissenschaftliche Standards und die angezogene Handbremse in der akademischen Debattenkultur (loosely translated, “Of totalitarian shepherds and libertarian wall rabbits. Anything relevant? A contribution about dubious scientific standards and the applied handbrake in the academic debate culture”). *Zeitgeschichte-online*: Februar 2016. <https://zeitgeschichte-online.de/kommentar/von-totalitaeren-schaeferhunden-und-libertaeren-mauerkaninchen>

Der deutsch-deutsche Schäferhund – Ein Beitrag zur Gewaltgeschichte des Jahrhunderts der Extreme

Christiane Schulte



Christiane Schulte, geb. 1989 in Erfurt. Doktorandin (Thema des Promotionsvorhabens: „Der deutsch-deutsche Schäferhund – eine vergleichende Gewaltgeschichte im 20. Jahrhundert“) am Institut für Geschichte der Universität Kassel; Studium der

Geschichtswissenschaft und Philosophie in Bochum und Oviedo (Spanien); Masterarbeit zum „Heimatsdiskurs in Thüringen und Westpolen im Jahrzehnt vor der Wende“, 2014.

Abstract

This essay deals with a comparative history on the military use of dogs, especially German Shepherds, by East- and West German border patrols in Berlin and the inner-German border from 1961–1989. As much as 34 dogs were killed during the cold war, with casualties on both sides. Evidence is given for a pattern of continuity in the case of the East German NVA: both German dictatorships used dogs to project violence on their population.

Die Geschichte der deutsch-deutschen Teilung aus dem Blickwinkel des Schäferhundes zu betrachten, ist nicht selbstverständlich. Angesichts der Gewalterfahrungen, welche die kommunistische Ideologie in SBZ und DDR verursacht hat, erscheint der Blick auf die Tierwelt marginal. Die Einengung von Haus-, Nutz- und Zootieren in die SED-Ideologie wirkt nichtig angesichts der Ideologie des „Neuen Menschen“, mit der die SED ihre Bevölkerung umerziehen wollte. Doch die deutsche Teilung verursachte nicht nur menschliches Leid: Zu den ersten Opfern der Berliner Mauer gehörte der Schäferhund Rex, eingesetzt bei der Westberliner Schutzpolizei, der sich am 14. August 1961 an der Bernauer Straße in den provisorischen Stacheldrahtsperrren verfang und nach stundenlanger Tortur von Ostberliner Grenztruppen erschossen wurde.¹ Der Vorgang war nicht einmal eine Zeitungsnotiz wert. Ein toter Hund – was war das schon angesichts des ungeheuren Leids, das die Mauer auf beiden Seiten verursachte? Erst aus den Akten lässt sich rückblickend rekonstruieren, dass mindestens 34 Diensthunde

¹ Der Vorgang ist dokumentiert in BArch Abt. DDR Kommando der Deutschen Grenzpolizei, Politische Verwaltung DVH 27/124.

bei Zwischenfällen an der Mauer ums Leben kamen. Sie gehörten sowohl west- als auch ostdeutschen Polizei- und Grenzschutzeinheiten an. In der Regel handelte es sich um Deutsche Schäferhunde, verschlissen in einem Krieg, der nicht der ihre war.

Der Einsatz von Schäferhunden auf beiden Seiten der Zonengrenze von 1961 bis 1989 soll im Folgenden als Beispiel dienen, um die ambivalente Rolle von Tieren in der Gewaltgeschichte des 20. Jahrhunderts darzustellen. Erläutert wird sowohl die Rolle des Hundes zur Projektion von menschlicher Gewalt als auch die als Nutzvieh einer „low intensity warfare“, das geopfert und entsorgt wird, wenn es seinen Zweck erfüllt hat. Die Beziehung von Hund und Hundeführer wird im diachronen Diktaturvergleich thesenhaft dargestellt, um dann in einem zweiten Schritt die Rolle der Hunde des Bundesgrenzschutzes und der NVA-Grenztruppen zu thematisieren. Zunächst jedoch gilt es, einen Blick auf die Vorgeschichte zu werfen: die Zuchtgeschichte des Deutschen Schäferhundes und seine frühe und andauernde Indienstnahme für Polizei und Militär.

I. Zur Vorgeschichte: Die Staatswerdung des Schäferhundes

Der Deutsche Schäferhund hat ein schlechtes Image: In Film und Populärkultur US-amerikanischer Prägung gilt er nicht erst seit Hitlers Hund Blondi als Symbol von Nazismus und Autoritarismus. In keinem Weltkriegsdrama darf er fehlen, wird mitunter wie im Hollywood-Drama „Gladiator“ aus dem Jahr 2000 gar zurückversetzt in die Germanenzeit: Wilde Gesellen greifen dort die Römer in den germanischen Wäldern an, begleitet von Deutschen Schäferhunden. Waren deutsche Hunde also immer schon deutsche Täter?

Die historische Rekonstruktion zeigt, dass die besondere nationale Rahmung im Verhältnis von Deutschen und Schäferhunden ihren Ursprung nicht in den germanischen Wäldern hatte, sondern mit der Gründung des deutschen Nationalstaats nach 1871 begann. Der Schäferhund als tierischer Teil einer imaginären nationalen Gemeinschaft gehört zu den jüngeren, seit der Mitte des 19. Jahrhunderts gezüchteten Hunderassen.² Bald schon erfreute er sich größter Beliebtheit, unter anderem bei den deutschen Verbindungsstudenten, wie Barbara Krug-Richter in ihrer mentalitätsgeschichtlichen Studie aufgezeigt hat.³ In den 1890er-Jahren wurde der Deutsche Schäferhund erstmals vom Züchter Max von Stephanitz mit einem Rassestandard definiert. Einer der vorgestellten Stamm-

- 2 Benedict Anderson, *Die Erfindung der Nation. Zur Karriere eines folgenreichen Konzepts*, Berlin 1988. Vgl. Detlef Berendzen/Wolfgang Wippermann, *Die Deutschen und ihre Hunde. Ein Sonderweg der deutschen Mentalitätsgeschichte*, München 1999.
- 3 Barbara Krug-Richter, *Hund und Student – eine akademische Mentalitätsgeschichte* (18.–20. Jh.). In: *Jahrbuch für Universitätsgeschichte* 10 (2007), S. 77–104.

hunde trug den Namen „Hektor von Linksrhein“ – ein Name, der in all seinem Pathos Ausdruck der spezifischen Verbindung jener Hütehunde mit Anspruch und Tragik der deutschen Nationalgeschichte war.⁴ Tragisch ist die Geschichte dieser besonderen Hunderasse deshalb, weil der Deutsche Schäferhund – anders als andere Hüte- oder Jagdhunde – schon früh von staatlichen und militärischen Stellen eingesetzt wurde. Bereits zehn Jahre nach Erstzüchtung dienten die ersten Schäferhunde bei der Polizei, 20 Jahre später war dies Praxis auch im Schweizerischen Luzern⁵ – hier aber noch mit gemischten Ergebnissen, wie der Satiriker Erich Mühsam in seinen Tagebüchern aus dem Jahr 1910 berichtete. Damals kam es zu einem Vorgang, der viel Spott verursachte: „Die Polizei dort hatte sich einen teuren Polizeihund zugelegt, ihn schön dressiert. Das Vieh fühlte sich aber in seiner amtlichen Stellung nicht wohl und kniff aus. Jetzt hat die Behörde eine Prämie für seine Wiederbeschaffung ausgesetzt.“ Mühsam schloss die Anekdote jedoch unbewegt: „Die Geschichte kam mir doch nicht wichtig genug vor, um meine Muse deswegen zu bemühen.“⁶

Ein Hund, der die Seiten wechselt, vom Verfolger zum Verfolgten und steckbrieflich gesucht wird – was Mühsam damals kaum relevant fand, zeigt, dass Hunde im Staatsdienst schon früh nicht nur handzahme Kreaturen, Opfer oder gar willenslose, verdinglichte Werkzeuge waren. Sie waren Teil des Staatsapparats, der sich im Sinne Bruno Latours als ein Netzwerk menschlicher und nicht-menschlicher Wesen begreifen lässt.⁷ Als Akteure bzw. Aktanten verfügten sie über Agency innerhalb dieses Apparats, die sich unter anderem in „unorganisierten Widerstandsformen wie Arbeitsverweigerung, Zerstörung und Flucht“ niederschlug.⁸ Doch gerade im Zusammenwirken von Mensch und Tier im modernen Staatswesen offenbarten sich auch die Grenzen der Animal-Agency. Aline Steinbrecher hat darauf hingewiesen, dass bereits mit der Herausbildung des Verwaltungsstaats in der Frühen Neuzeit „das Zusammenleben von Mensch und Hund im Kontext obrigkeitlicher Disziplinierungsmaßnahmen zunehmend

- 4 Max von Stephanitz, *Der deutsche Schäferhund in Wort und Bild*, 6. Auflage Jena 1921.
- 5 Zu polizeiähnlichen Tätigkeiten von Hunden vor 1900 vgl. Reiter- und Diensthundeführerstaffel Hannover, *Die Geschichte des Polizeihundes*. In: *Zirkulare*, 8 (1967), S. 12–18.
- 6 Erich Mühsam, *Tagebücher*, Band 1: 1910–1911, Berlin 2011, Eintrag vom 26. August 1910, S. 11.
- 7 Mieke Roscher, *Human-Animal Studies*, Version: 1.0. In: *Docupedia-Zeitgeschichte*, 25.1.2012 (http://docupedia.de/zg/Human-Animal_Studies?oldid=84625). Vgl. auch Pascal Eitler/Maren Möhring, *Eine Tiergeschichte der Moderne. Theoretische Perspektiven*. In: *Traverse – Zeitschrift für Geschichte*, 3 (2008), S. 91–105.
- 8 Mieke Roscher, *Human-Animal Studies*, Version: 1.0. In: *Docupedia-Zeitgeschichte*, 25.1.2012 (http://docupedia.de/zg/Human-Animal_Studies?oldid=84625). Vgl. auch Jason C. Hribal, *Animals, Agency, and Class. Writing the History of Animals from Below*. In: *Human Ecology Review*, 14 (2007), S. 101–112; Clay McShane/Joel Tarr, *The Horse in the City. Living Machines in the Nineteenth Century*, New York 2007.

reglementiert⁹ wurde. Aus der repressiven Gewalt im liberalen Nachtwächterstaat wurde bald der Repressionsstaat des „Zeitalters der Extreme“,¹⁰ das mit dem industriellen Massentöten im Ersten Weltkrieg begann.

Im Weltkrieg dienten Schäferhunde im deutschen Militär als Minensuchhunde, aber auch als Wachhunde der Feldpolizei.¹¹ War letztere Tätigkeit trotz aller Gewalt bei der Abwehr von Eindringlingen in Sperranlagen oder der Jagd nach den ab 1917 immer zahlreicher werdenden Deserteuren noch von einem kooperativen Ansatz geprägt, so stand die Tätigkeit als Minensuchhund ganz im Zeichen der „Materialschlacht“, ein Begriff, der mit dem Weltkrieg Eingang in die Alltagssprache fand. Der Hund galt als unbelebtes Kriegsmaterial und wurde nicht nur genutzt, um Minen per Geruch zu orten, sondern immer wieder auch geopfert, um Minenfelder zu neutralisieren.¹²

Der Versuch, auf diese Art die menschliche Kriegsführung in einer Art Ersatzhandlung dem Tier aufzubürden, auf einer symbolischen Ebene nicht unähnlich dem antiken Tieropfer, schlug jedoch fehl. Im Stellungskrieg konnte auch der Hundeeinsatz die Fronten nicht verrücken. Insbesondere die Ostfront sah paradoxerweise Zusammenbruch und Niederlage auf beiden Seiten. Aus dem Kollaps des Zarenreichs entwickelte sich dann mit der sogenannten Oktoberrevolution von 1917 das System kommunistischer Diktaturen, aus dem Revanchismus der Kriegsverlierer in Deutschland der Nationalsozialismus – ein Sonderweg, den auch der Deutsche Schäferhund mitgehen musste.

II. Der Hund im Nationalsozialismus

Das Bild des Hundes im Nationalsozialismus wurde, zumindest in der öffentlichen Wahrnehmung, geprägt durch Blondi, einen weiblichen Schäferhund im persönlichen Besitz Adolf Hitlers.¹³ Der „Führer“ bekam das Tier nach dem Tode seines geliebten Schäferhundes Muck vom Führerbegleitkommando geschenkt. Hitler selbst scheint sich in der Beziehung zum Hund unsicher gefühlt zu haben – eine Schwäche, die er mit Dominanz und Dressur zu kaschieren versuchte. Henry Picker, Protokollführer bei den offiziellen Dinern im Hauptquartier des

Führers, berichtete später, dass er den Eindruck gehabt habe, „es nicht mit einem Hund, sondern mit einer Maschine zu tun zu haben“. Er stellt sich die Frage, „ob Hitler bei der Dressur [...] nicht im Grunde von der Absicht beherrscht wurde, selbst in diesem Tier den eigenen Willen auszulöschen“.¹⁴ Weit wichtiger als diese individuelle Beziehung zwischen Hund und Hundeführer ist jedoch die kollektive visual history von Hitler und Hund, die das Bild des deutschen Schäferhundes prägte – kein Zufall, sondern eine sorgsam inszenierte Darstellung.¹⁵ Denn das Bild von Hitler mit Hund war bereits lange vor der Machtergreifung ikonografisch. Der 1932 von Heinrich Hoffmann, dem Leibfotografen Hitlers herausgegebene Fotoband „Hitler wie ihn keiner kennt“ zeigt als Deckblatt des Schutzumschlages Hitler mit Schäferhund in den Bergen.¹⁶ Die Gesamtauflage von 400 000 Exemplaren lässt ahnen, wann und wo der Schäferhund seinen zweifelhaften Ruf erwarb.¹⁷

Die eigentliche Tragik des Schäferhundes im NS war jedoch nicht Blondi, sondern der Einsatz von Hundestaffeln der deutschen Wehrmacht beim Kriegszug durch Europa, besonders aber der Missbrauch als Wachtier in den NS-Konzentrationslagern.¹⁸ Schäferhunde erwiesen sich im Unterschied zu anderen Rassen als besonders geeignet, da sie sich durch zuverlässige Unterordnung und sicheres Aufnehmen von Fährten auszeichneten. Doch auch ihnen musste die nötige Aggressivität im Umgang mit Häftlingen erst antrainiert werden. „Gefühlige“ Hunde wurden aussortiert, erschossen oder eingeschläfert. Gezielt wurde die Abrichtung der Hunde auf Menschen vorangetrieben.¹⁹ Während heutige Polizeihunde im Zubeißen im Bereich von Arm und Ellenbogen trainiert werden, gibt es aus den Konzentrationslagern Berichte von gezielt auf Verstümmelung abgerichteten Wachhunden. Obwohl nach 1945 der Einsatz von Hunden an der späteren innerdeutschen Grenze unter völlig unterschiedlichen politischen Vorzeichen erfolgte, muss das gezielte Fasstraining auf Menschen doch als systemübergreifende Kontinuität gelten. Der Hund diente als Mittel zur Projektion von Gewalt im zwischenmenschlichen Verhältnis – konkret zur Projektion staatlicher Gewalt.

9 Aline Steinbrecher, Fährtenuche. Hunde in der frühneuzeitlichen Stadt. In: *Traverse – Zeitschrift für Geschichte*, 3 (2008), S. 45–59.

10 Eric Hobsbawm, *Das Zeitalter der Extreme. Weltgeschichte des 20. Jahrhunderts*, München 1995.

11 Vgl. Wilhelm Henck, *Der Hund auf dem Schlachtfelde. Briefe über seine Geschichte, Erziehung und Verwendung im Felde*, Kassel 1915 (online im EU-Archivprojekt „Europeana“ http://www.europeana1914-1918.eu/de/europeana/record/9200231/BibliographicResource_3000060330274).

12 Ebd.

13 Vgl. die Memoiren von Hitlers Sekretärin Traudl Junge, *Bis zur letzten Stunde. Hitlers Sekretärin erzählt ihr Leben*, Düsseldorf 2001, S. 47.

14 Henry Picker, *Hitlers Tischgespräche im Führerhauptquartier*, Berlin 2003, S. 235.

15 Zur Aktualität der politischen Instrumentalisierung von Hunden siehe die Ausführungen des Kynohistorikers Wolfgang Wippermann in einem Interview mit der ARD vom 24.2.2002 (<http://web.archive.org/web/20080611050301/http://www.ndrtv.de/doku/20010705/folge1/wippermann.html>).

16 Heinrich Hoffmann, *Hitler wie ihn keiner kennt*, Berlin 1932.

17 Siehe auch die literarische Verarbeitung des Themas bei Michael Degen, *Blondi*, München 2004.

18 Die „Standort- und Kommandanturbefehle des Konzentrationslagers Auschwitz 1940–1945“ verzeichnen zahllose Verordnungen zum Gebrauch von Hunden. Vgl. Norbert Frei (Hg.), *Standort- und Kommandanturbefehle des Konzentrationslagers Auschwitz 1940–1945*, München 2000.

19 Bertrand Perz, „... müssen zu reißenden Bestien erzogen werden“. Der Einsatz von Hunden zur Bewachung in Konzentrationslagern. In: *Dachauer Hefte*, 12 (1996), S. 139–158.

III. Sowjetische Speziallager und ihre deutschen Hunde

Lokalhistorische Recherchen in Thüringen und Brandenburg über Haltung und Herkunft der ersten Generation der DDR-Grenzhunde offenbarten überraschende, bisher unbekannte Kontinuitäten über den Epochenbruch 1945 hinweg. Es ist in der zeitgeschichtlichen Forschung bekannt, dass die Einrichtungen zweier NS-Konzentrationslager in der SBZ von 1945 bis 1950 als „sowjetische Speziallager“ umgewidmet und zur Inhaftierung von Regimegegnern benutzt wurden: Sachsenhausen und Buchenwald. Völlig unbekannt war jedoch bisher, dass sich die Weiternutzung von Lager zu Lager nicht nur auf das tote Inventar wie Grundstücke und Zaananlagen, sondern auch auf das „lebende“ bezog. Für Buchenwald als auch Sachsenhausen lässt sich nachweisen, dass zwei private Hundezüchter sowohl die NS-Lagerverwaltung als auch später die Sowjetische Militäradministration (SMAD) mit Wachhunden – teils Junghunde, teils vorausgebildete Rüden – versorgten. Die Zuchtbetriebe waren kleine Familienunternehmen: die „Deutsche Hundezucht“ der Familie Mengelmeier aus Oranienburg bei Berlin und der Züchter Grylitzki aus Umpferstedt bei Weimar.²⁰ Es ist noch unklar, ob dieselben Hunde in beiden Lagertypen eingesetzt wurden, zumindest aber lässt sich über Stammrollen, die in einem privaten Zuchtverein erhalten blieben, im Falle Buchenwald nachweisen, dass direkte Nachfahren von KZ-Wachhunden um 1947 auch im Speziallager Nr. 2 eingesetzt wurden.²¹

Beide totalitären Diktaturen des 20. Jahrhunderts verband also eine Gewalttradition; in einem fast schon dynastischen Verhältnis wurden mehrere Generationen von Schäferhunden als Instrumente totalitären Terrors eingesetzt. Die Implikationen dieser bisher unerforschten Kontinuität für eine Gewaltgeschichte des „Jahrhunderts der Extreme“ sind immens. Während die NS-Vergangenheit einer

bestimmten Gruppe von Funktionären und Parteimitgliedern in der vermeintlich „antifaschistischen“ SBZ sowie der späteren DDR bekannt und in Teilen gut erforscht ist, hat sich bisher niemand die Mühe gemacht, auch Kontinuitäten im Mensch-Tier-Verhältnis nachzugehen. Doch diese Kontinuitäten gibt es; und umfassendere Forschungen sind nötig, um diesen Zusammenhang zu erhellen. Forschungsleitende Hypothese sollte sein, dass die „Staatswerdung des Schäferhundes“ als Teil der deutschen Nationalgeschichte in Mitteleuropa anzusehen ist, Teil also eines „langen Weg[es] nach Westen“, wie Heinrich August Winkler es formulierte.²² Die These der „Staatswerdung“ ist hilfreich, um die Rolle des Hundes als teilweise williges Werkzeug zur Projektion von Gewalt, andererseits unwilliges bzw. untaugliches Instrument in menschlichen Gewaltverhältnissen zu erfassen. Der Blick auf die Hunde an der innerdeutschen Grenze kann diesen Zusammenhang exemplarisch aufzeigen, denn hier sind auch Fehlschläge in der Abrichtung von „scharfen“ Hunden sowie die Untauglichkeit – oder vielleicht Unwilligkeit – von Schäferhunden bei der Gewaltausübung dokumentiert.

IV. Die Hunde der DDR-Grenztruppen

Die DDR hatte ein ambivalentes Verhältnis zum Deutschen Schäferhund. Einerseits nahm sie sich im Sinne der Debatte um „Erbe und Tradition“ des Hundes als Teil der eigenen Nationalgeschichte an. In dieser DDR-spezifischen Unterscheidung wurden die deutsche Arbeiterbewegung und der Kommunismus als „bewahrenswerte Tradition“ definiert und zum Kult glorifiziert. Die bürgerliche Kunst des 19. Jahrhunderts wurde dagegen auch in ansonsten als „reaktionär“ verurteilten Formen angenommen, die trotz ihrer nichtsozialistischen Natur als „nationales Erbe“ gepflegt werden müsse. Hinzu kamen Elemente aus der Idee eines „wissenschaftlich-technischen Fortschrittes“, der notwendig zum Sozialismus führen müsse. Dies hatte neben den später noch zu erläuternden Deformationen im Mensch-Tier-Verhältnis auch verhalten positive Auswirkungen. Der Unrechtsstaat DDR konnte durch seine Missachtung von Markt und Privateigentum viel stärker regulierend eingreifen in Bereiche, die in der Bundesrepublik als „Privatsphäre“ galten, wie etwa die Heimtierhaltung. Die Hundezucht unterlag in der DDR deutlich strengerer Kontrolle, was unter anderem zur Verbesserung der Hundegesundheit führte: In der DDR wurde bei der Zucht von Deutschen Schäferhunden großer Wert auf das Zurückdrängen der Hüftdysplasie (HD) gelegt. Während 1968 noch mit Hunden mit mittlerer HD gezüchtet wurde, wurden ab 1972 nur Hunde mit leichter HD zur Zucht eingesetzt. Ab 1979 wurde dann nur noch mit komplett HD-freien Tieren gezüchtet. Diese Restriktionen

20 Im Archiv der Gedenkstätte Buchenwald haben sich Quittungen mit den Namen Heinz Mengelmeier und Arthur Grylitzki erhalten, jeweils vom Juni 1940 und Mai 1944. AGB, Bestand Lagerleitung, Abrechnung 1940, Sig. 444/129. Über eine Anfrage beim Bundesbeauftragten für die Unterlagen der Staatssicherheit ergab sich, dass dem MfS die NS-Verstrickung Heinz Mengelmeiers, der den Rang eines SA-Obertruppführers bekleidete, bekannt war. Dort fand sich auch der Hinweis auf Hundelieferungen an das Speziallager Nr. 7 (Sachsenhausen), vgl. BStU, MfS, HA XII, Archivbestand 5, Nr. 2698. Aufgrund der Geschäftsbeziehungen Mengelmeiers mit sowjetischen Dienststellen hielt das MfS seine Kenntnisse jedoch unter Verschluss. Grylitzkis Geschäftsbeziehungen mit dem Speziallager Nr. 2 (Buchenwald) ergaben sich durch einen Querverweis: BStU, MfS, HA XII, Archivbestand 5, Nr. 275. Anders als Mengelmeier ist für Grylitzki keine NS-Vergangenheit nachzuweisen. Zum Speziallager vgl. auch Bodo Ritscher (Hg.), *Das sowjetische Speziallager Nr. 2 1945–1950*. Katalog zur ständigen historischen Ausstellung, Wallstein/Göttingen 1999.

21 Rasse- und Zuchtarchiv Umpferstedt, Schäferhund/Alsatian - Stammrollen 1944–1947, Blatt 213 und 234. Es handelt sich um die Rüden Siegfried (Wurf Mai 1940) und seinen Enkel Iwanko (Wurf Januar 1946), beide aus dem Zuchtbetrieb Grylitzki. Ich danke den Hundefreunden Umpferstedt e.V. für die freundliche Überlassung ihres Stammrollenverzeichnisses für meine Forschungen.

22 Heinrich August Winkler, *Der lange Weg nach Westen*, München 2000.

führten zu einem deutlichen Rückgang. Statistiken der DDR weisen für 1983 sogar 94,4 Prozent HD-freie Tiere aus – ein Wert der in Westdeutschland nie erreicht wurde.²³

Dieses Positivurteil relativiert sich jedoch bei näherer Betrachtung. Einerseits ist zu bedenken, dass die Zahlen nicht nachprüfbar sind und wie alle anderen Statistiken der DDR-Gesellschaft unter dem Diktum der Planerfüllung standen. Nimmt man sie als real an, so waren sie nur erreichbar durch massive Auslese und Ausmerzung – es entstand eine ganze Klasse von Hunden, die in der Zucht nicht verwendet wurden. Sie wurden nicht etwa sterilisiert, sondern fanden eine ebenso geheime wie gewaltvolle Verwendung an der innerdeutschen Grenze – doch dazu später mehr.

Zu den angeblichen Erfolgen der DDR-Hundezucht, die auch heute von Ostalgiekern aller Couleur noch hochgehalten werden, ist zudem zu bedenken, dass die eugenische Verbesserung und Hebung des Hundes in der DDR nur möglich war, weil die innerdeutsche Grenze spätestens 1961 auch zur Populationsgrenze für zwei sich auseinander entwickelnde Populationen von Schäferhunden wurde. 40 Jahre lang wurden ost- und westdeutsche Hunde nicht miteinander gekreuzt, das entspricht auf die Lebensdauer der Hunde gerechnet 280 Menschenjahren. Die Mauer, die menschliche Familien für zwei Generationen auseinanderriß, trennte die Hundepopulationen für über 20 Generationen.²⁴

Dieser Zusammenhang, den ich hier nicht weiter ausführen kann, macht deutlich, dass die Auswirkungen der Politik des SED-Staats keineswegs marginal für das Mensch-Tier-Verhältnis waren, sondern trotz der oben dargestellten Kontinuitäten gleichzeitig einen radikalen Einschnitt bedeuteten. Dies zeigte sich auch beim Hundeeinsatz in Polizei und Militär von SBZ und DDR. Schäferhunde dienten bis 1950 nicht nur in sowjetischen Speziallagern der SBZ als Wachtiere, sondern wurden gleichzeitig auch bei der kasernierten Volkspolizei und den NVA-Hundestaffeln eingesetzt, jeweils mit Tieren aus derselben Zucht und Hundeführern, die aufgrund von Personalmangel mehrere Institutionen bedienten. Es kann daher von einer Kontinuität zwischen dem Hundeeinsatz in den sowjetischen Speziallagern und der späteren NVA ausgegangen werden. Aus

den NVA-Hundestaffeln entwickelte sich dann ab 1961 jenes spezifische Grenzregime, das Marie-Luise Scherer 1994 in einer bahnbrechenden Artikelserie im Spiegel, die später auch als Buch herauskam, als „Die Hundegrenze“ bezeichnete.²⁵ Denn Hunde waren, neben Mauerschützen und Selbstschussanlagen, die zentrale Größe im DDR Grenzregime.

An der innerdeutschen Grenze waren im Jahr 1989 ca. 5 000 bis 7 000 Hunde eingesetzt, eine enorme Zahl. Geführt wurden die Hunde von den Grenztruppen der NVA, die hierfür bevorzugt Deutsche Schäferhunde einsetzten, in einem zweiten Verwendungsschritt allerdings fast wahllos auf alle Hunderassen zurückgriffen. Diese Zweistufigkeit des Hundeeinsatzes im Grenzgebiet ist wenig bekannt und soll daher hier kurz skizziert werden.

Zum Ersten waren da die Wach- und Fasshunde, sogenannte scharfe Hunde, die stets gemeinsam mit einem menschlichen Hundeführer eingesetzt und gezielt auf die Ergreifung von Flüchtenden trainiert wurden. Diese Hunde mussten von hoher Intelligenz sein, sowohl folgsam als auch lernfähig, gleichzeitig aggressiv und diszipliniert. Ihr Training dauerte mehrere Monate und wurde ihr Leben lang in laufenden Übungen fortgeführt: In den staatlichen Hundeschulen der DDR-Bezirke mussten sie im DDR-Deutsch „Bezirksscheintäter“ genannte Trainer in gepolsterter Ausrüstung ergreifen und sich gezielt in bestimmten Körperregionen, meist im Unterarm, festbeißen. Offiziell diente dies zur „Ergreifung Verdächtiger zwecks späterem Arrest“, faktisch wurden damit die Hunde gezielt zum Reißen von Mauerflüchtlern abgerichtet – Menschen, die anders als der „Bezirksscheintäter“ keine „Scheintäterjacke mit Spezialwatierung“ am Leibe trugen, ein Kleidungsstück, das als Spezialanfertigung vom Berliner VEB Herrenbekleidung „Fortschritt“ an die Grenztruppen geliefert wurde.²⁶ Enorme Verletzungen bei Fluchtversuchen waren die Folge und wurden von den DDR-Grenztruppen billigend in Kauf genommen. Bei dieser ersten Art der Verwendung wurden fast ausschließlich Deutsche Schäferhunde in eigens aufgestellten Hundestaffeln eingesetzt, quasi die Elite unter den Hunden der DDR-Grenztruppen.

Weniger bekannt ist, dass es noch eine zweite Linie der DDR-Grenzsicherung gab, die ebenfalls durch Hunde geleistet wurde – die sogenannten Leinenhunde. Sie liefen, unbeaufsichtigt im Todesstreifen Patrouille, fixiert an sogenannten Laufleinen, eine Weiterentwicklung des bekannten „Kettenhundes“. Scherer beschreibt das Prinzip folgendermaßen: „Eine Laufleinenanlage bestand aus einem zwischen zwei Böcken mannshoch gespannten Drahtseil, dem Laufseil. Je nach Gelände war es zwischen 50 und 100 Meter lang. An dem Laufseil hing, mit einer Laufrolle oder einem Ring verbunden, die zweieinhalb Meter lange Laufleine des Hundes. Da sich die Laufstrecke des nächsten Hundes unmittelbar

23 Jahresbericht der Nationalen Akademie für Veterinärmedizin, Berlin (Ost) 1986.

24 Importe von DDR-Schäferhunden in den Westen waren legal und kamen vor, waren aber bei West-Hundezüchtern nicht gern gesehen. Ihre Stammtafeln wurden angezweifelt, die Hunde waren in der Zucht faktisch nicht vermittelbar, wie ein ironischer Bericht aus der ZEIT von 1973 unter der Überschrift „Hunde aus der DDR sind wie unsignierte Picassos“ illustriert: „Olaf v. Ockertal (sein richtiger Name ist der Redaktion bekannt) ist ein deutscher Schäferhund. Er ist knapp drei Jahre alt, die Schutzhundprüfung II hat er mit Erfolg abgelegt – ein Hund, so scheint es, ohne Fehl und Tadel. Doch Olaf v. Ockertal hat einen Makel, was seine Karriere als Ahnherr jäh zerstörte: Olaf ist nämlich ein Deutscher Schäferhund aus der DDR, seine Eltern sind Ostberliner.“ Der befragte Hundezüchter gab den Import nach einem Jahr auf. Vgl. Die Zeit vom 27.4.1973 (www.zeit.de/1973/18/hunde-aus-der-ddr-sind-wie-unsignierte-picassos).

25 Marie-Luise Scherer, Die Hundegrenze. In: Der Spiegel vom 7.2.1994; dies. Die Hundegrenze, Berlin 2012.

26 „Fortschritt beißt zu“. In: Berliner Morgenpost vom 3.11.1981.

anschluss, die Hunde aber nicht aufeinandertreffen durften, waren vor dem jeweiligen Ende des Laufseils Stopper oder Seilklemmen angebracht.“²⁷

Die Hunde an der Laufleine genossen anders als die „scharfen“ Greifhunde keine besondere Ausbildung und gehörten verschiedenen Hunderassen an. Die Auswahl erfolgte laut Aussage eines von Scherer interviewten Hundebesizers namens Schween nach mehr als laxen Kriterien: „Letztere mussten im Unterschied zu den Diensthunden weder Fähigkeiten mitbringen noch später erwerben. Sie hatten nur nach einem Hund auszusehen, worunter Schween eine gewisse abschreckende Größe verstand. Im Idealfall waren sie dunkel und stämmig und durch eine dichte Unterwolle winterhart. Sie sollten nicht von augenfälliger Treuherzigkeit sein und möglichst ohne geringelte Rute. Schween bevorzugte reizbare Kettenhunde vom Dorf mit spitzen Ohren.“²⁸ Hier diente die dritte und vierte Reihe der DDR-Hundezucht; Hunde, die in der Eugenik des DDR-Zuchtsystems zum Ausschuss gehörten und zur Fortpflanzung nicht geeignet waren; „Neben den tadellosen, zum Schutz- und Fährtdienst geeigneten Exemplaren gaben sie ihre Mängel exemplare an die Grenztrasse ab; der Zucht abträgliche Hunde mit Zahn- oder Gebäudefehlern, mit sogenannter Wesensschwäche, die Einhoder oder auch den langhaarigen, vom Standard abweichenden altdeutschen Schlag.“²⁹

Ob altdeutsche Einhoder oder Kettenhund mit spitzen Ohren – an den Leinen der Grenze war fast jedes Tier zu gebrauchen. Entsprechend ihrer Einstufung als Mängel exemplare, als Abfall der Hundezucht wurden die Hunde an den Leinen auf elendste Weise vernachlässigt. Sie liefen unbeaufsichtigt, ohne Gesellschaft von anderen Tieren: „Es gab keinen Schatten für die Hunde, außer dem schmalen Streifen, den gegen Abend die Hütte warf [...] Auch die Hütten selber, zerlegbare Holzwürfel mit windgeschütztem Seitenglas, das TGL-Standardmodell der bewaffneten Organe, waren Brutöfen im Sommer, aus denen es sogar die Verschreckten trieb.“³⁰ Nur einmal am Tag gab es Wasser, in Stahlnapfe gefüllt, an heißen Tagen laut Order zweimal – wenn die Order denn erfüllt wurde.

Ähnlich wie Mühsam es über die Schweiz von 1910 berichtet, lief jedoch auch in der DDR mit dem Diensthund nicht alles nach polizeilich durchinszenierten Choreografien. Der Zeitzeuge Tewes, Anwohner der Grenze, berichtet von einem Fall, in dem ein männlicher Rüde durch einen durchgeschauerten Ring dem Laufseil entkommen konnte und frei im Grenzraum herumirrte. Aus Kontakten zwischen ihm und weiblichen Grenzhunden resultierten zahlreiche Schwangerschaften. Statt die Hündinnen wenigstens an diesem Punkt von der Leine zu nehmen, sahen die Grenztruppen die Trächtigkeit als Leistungsabfall, der zu unterbinden war: Die trächtigen Hündinnen kümmerten sich nach der

Geburt um ihren Wurf, blieben am Ort, weigerten sich, das Laufseil entlangzulaufen und ihrer Abschreckungsfunktion nachzukommen. Konsequenterweise befahl ein Offizier der Grenztruppen die Tötung der Welpen.³¹ Obwohl das Kalkül der DDR-Grenzer am Ende siegte, bezeichnet Scherer Störfälle wie diesen als eine Form „zurückgewonnener Souveränität“, welche die Hunde dem „Laufleinendasein entgegensetzten“.³²

Es lässt sich festhalten, dass im Totalitarismus des Grenzregimes die Kontrolle des Menschen über das Tier, das in diesem Fall nur als Werkzeug und Objekt wahrgenommen wurde, alles andere als total war.³³ Die Bedürfnisse der Hunde brachen sich Bahn, störten den Grenzdienst und mussten schließlich sogar von der NVA berücksichtigt werden, zwangen sie zur Modifikation des Laufleinsystems. Um 1966 ersann ein Grenzsoldat namens Moldt eine spezielle Bestückungsweise des Systems, in dem zuvor ausgemusterte Diensthunde quasi wahllos nebeneinander eingesetzt worden waren. Moldt beobachtete die verschiedenen Charaktereigenschaften der Hunde von Apathie bis zur Aggressivität. Um die Hunde zur gewünschten Aktivität, dem Hin- und Herlaufen am Band zu reizen, überzeugte Moldt seine Vorgesetzten, ganz bewusst die „Gelangweilten an die Seite der Wütenden“ zu stellen, wie er sich ausdrückte, damit sich die Hunde gegenseitig anstachelten und zur Aktivität reizten.³⁴ So perfide dieses System auch war – es zeigte doch einen „Eigensinn“ der Grenzhunde, der im ersten Bereich, der scharfen, ausgebildeten und von Hundeführern geführten Fasshunde, kaum sichtbar wird.³⁵ Denn hier, wo nur die Disziplinierten und Intelligenten eingesetzt wurden, gab es nach dem Training kaum noch Zwischenfälle; in den Akten ist kein einziger Fall nachzuweisen, wo sich etwa ein Hund gegen den Hundeführer wandte und ihn biss. Im Laufleinsystem dagegen waren Zwischenfälle die Regel. Die Napfsoldaten der Grenztruppen hielten sich fern von zahlreichen, ihnen als aggressiv bekannten Hunden – denn hier, wo alles zum Einsatz kam, was nur entfernt nach Hund aussah, waren Bisse gang und gäbe. Für die NVA unangenehmer als diese im Grunde gewünschte Aggressivität waren jedoch Apathie und Phlegmatismus sowie ungeplante Schwangerschaft – beides hielt die Hunde am Platz: eine Form von Eigensinn, der sie im Alltag unbrauchbar machte für die Zwecke des SED-Staats.

27 Scherer, Hundegrenze. In: Der Spiegel vom 7.2.1994.

28 Ebd.

29 Ebd.

30 Ein Zeitzeuge namens Tewes, Anwohner der Grenze, berichtete Marie-Luise Scherer von diesen Zuständen, vgl. Scherer, Hundegrenze, Berlin 2013, S. 50.

31 Ebd., S. 56.

32 Ebd.

33 Weitere Vorfälle und Dysfunktionalitäten finden sich in einem Bericht des DDR-Außenministeriums. In: Archiv des Auswärtigen Amtes, Bestand Außenministerium der DDR, HA 339/3323 „Grenzzwischenfälle 1976–84“, insb. Bl. 76–88.

34 Scherer, Hundegrenze, S. 70.

35 Zum Konzept des „Eigensinns“ siehe Alf Lüdtke, Eigen-Sinn. Fabrikalltag, Arbeitererfahrungen und Politik vom Kaiserreich bis in den Faschismus, Hamburg 1993. Vgl. auch Alexander Kluge/Oskar Negt, Geschichte und Eigensinn, Band 1: Entstehung der industriellen Disziplin aus Trennung und Enteignung, Frankfurt a. M. 1993.

Die Hunde waren also einerseits Mittel zur Projektion totalitärer Gewalt, andererseits übten sie diese Funktion keinesfalls bruchlos aus, und keinesfalls war die biopolitische Kontrolle über den Hundekörper total. Die Tatsache, dass das gesamte Laufleinsystem zur Vermeidung von Phlegmatie ab 1966 modifiziert und das Moldt'sche System der Abstimmung von Hundetemperaturen integriert wurde, zeigt die Agency der Hunde selbst im Moment ihrer Totalentrechtung an der Laufleine.

Nebenbei hatte das Laufleinsystem auch eine buchstäbliche Lücke: Durch die Begrenzung der „Reviere“ per Stahlseil wurden die jeweiligen Hunde streng voneinander getrennt, um Kontakte und Zwischenfälle zu vermeiden. Die biopolitische Kontrolle über das Tier erforderte dabei einen Sicherheitsabstand von 50 Zentimetern – was wiederum einen unverzichtbaren Freiraum für Menschen ergab, wie ein Zeitzeuge beschreibt: „Es ergab sich also ein Steg, eine winzige Bewachungslücke, die Oberfähnrich Schönknecht später als einen Durchlass für Flüchtende qualifizierte. Der Flüchtende habe die Hunde zuerst nur das Drahtseil entlangrasen sehen. Da sie in ihrer Alarmiertheit jeweils bis zum Anschlag rasten und wieder zurück, habe der Flüchtende nach einer Weile den freien Steg ausmachen können. Näherte sich der Flüchtende dann dem Steg, was das Anrennen der Hunde in seine Richtung provozierte, habe er ein Stück Wurst nach beiden Seiten werfen müssen, damit ihn die Hunde in Frieden ziehen ließen.“³⁶

Die Grenzanlagen lassen sich also als ein biopolitisches Paradoxon beschreiben, gekennzeichnet durch die widersprüchliche Unschärferelation von zwei Kontrollprinzipien: der Kontrolle von Tieren und der von Menschen. Beide Prinzipien waren eng miteinander verschränkt, wobei die Totalkontrolle der Hunde Fluchtmöglichkeiten für Menschen eröffnete. Eine Regulierung zugunsten einer Totalkontrolle der Menschen hätte wiederum den Freilauf der Wachhunde erfordert – und somit die Kontrolle über das Tier erschwert oder gar unmöglich gemacht.

An diesem paradoxen Beispiel zeigen sich die Grenzen jener „Staatswerdung des Schäferhundes“, wie sie als Eingangsthese postuliert wurde. Durch die Eigenlogik des Tierischen, durch Kontaktsuche, den Fortpflanzungstrieb oder auch die Verweigerung in der Langeweile waren der Verstaatlichung als Form biopolitischer Kontrolle Grenzen gesetzt. Diese Grenzen wirkten nicht nur im Mensch-Tier-Verhältnis, sondern auch im Verhältnis der Menschen untereinander, wie der Verweis auf die Bewachungslücken zeigt. Hier wird die zentrale Bedeutung der Human-Animal Studies für die neuere Totalitarismusforschung klar, indem sie durch den Nachweis einer tierischen Eigenlogik, vielleicht sogar eines „Eigensinns“ im Sinne von Alf Lüdtke, die Grenzen des Totalen aufzeigt. Gerade im Sinnbild des DDR-Totalitarismus, den Grenzanlagen an der Mauer, zeigt sich diese Unmöglichkeit völliger Kontrolle über Tier und Mensch.

36 Scherer, Hundegrenze, Spiegel, 7.2.1994.

Die Natur verlangt ihr Recht und widersetzt sich mit ihren Funktionen emergenter Selbstorganisation in Form von dynamischem Wachstum, Fortpflanzung und Vermehrung dem zivilisatorischen Prinzip der Grenze, das durch Klarheit, Abgrenzung und Statik gekennzeichnet ist. Ein Beispiel für diesen Widerspruch ist nicht nur die paradoxe Dialektik der Grenzhunde, sondern auch der hilflose Versuch der DDR-Grenztruppen, die Anlagen vor Schädigungen durch Wildtiere zu schützen. Bei dem sogenannten militärischen Wildabschuss entlang der Grenze kam es regelmäßig zu regelrechten Orgien der Gewalt – mit Massentötungen von Rehen, Hasen, Dachsen und anderen Spezies, die in den menschenleeren Grensräumen Zuflucht vor der industriellen Zersiedelung der Landschaft gesucht hatten. Die gewaltsamen Ausmerzungsbemühungen der NVA blieben jedoch eine Sisyphusarbeit: Immer neu regenerierten sich die Wildbestände im Grenzraum, heute ist der „eiserne Vorhang“ in vielen Regionen als Grüngürtel und Naturschutzgebiet erhalten – die Kontrolle der Natur schlug um in ihr Gegenteil.³⁷

Die Hundegrenze der DDR blieb, wie wir wissen, nicht ewig – im Jahr 1990 wurde sie aufgelöst. Über 5000 Hunde kamen in überwiegend westdeutsche Pflegefamilien. Gerade die Laufleinhunde enttäuschten allerdings jene, die auf einen „scharfen Hund“ gehofft hatten, durch ihre überwiegend ängstliche und menschenscheue Natur.

V. Die Hunde des Bundesgrenzschutzes der Bundesrepublik Deutschland

Noch weiterhin aktuell ist dagegen die Geschichte der Schäferhunde des Bundesgrenzschutzes, die sich bis heute in den Hundestaffeln der Bundespolizei fortsetzt – dort werden laut Polizeiangaben insgesamt 500 Diensthunde eingesetzt.³⁸ Überwiegend, aber nicht ausschließlich handelt es sich um Deutsche Schäferhunde.³⁹ Die Tiere werden in ihrer Mehrzahl als Drogensuchhunde,

37 Der Staat Thüringen bewirbt den ehemaligen Grenzstreifen mittlerweile mit dem Label „Grünes Band“, gewissermaßen ein erneuter Umschlag und eine Enteignung der Natur für die Menschlichen Tätigkeitsräume, diesmal als Erholungs- und Freizeitressource (www.thueringen-tourismus.de/urlaub-hotel-reisen/das-gruene-band-120028.html).

38 www.bundespolizei.de/DE/06Die-Bundespolizei/Ausstattung/diensthunde_anmod.html.

39 Die heute zugelassenen Diensthunderassen der Bundespolizei sind: Airedale Terrier, Belgischer Schäferhund, Bouvier des Flandres, Deutscher Schäferhund, Deutscher Boxer, Dobermann, Hollandse Herdershond, Hovawart, Riesenschnauzer und Rottweiler. Der Belgische Schäferhund und der Hollandse Herdershond wurden erst 1984 nach längeren Debatten zugelassen, sie galten im Gegensatz zum Deutschen Boxer und Deutschen Schäferhund lange Zeit als „nicht zuverlässig“ – ein Vorurteil, dass sich mit 30 Jahren Dienst erfahrung im vereinten Europa längst als haltlos erwiesen hat.

Sprengstoffsuchhunde oder Leichensuchhunde, genauso aber auch als Wach- und Fasshunde zur Ergreifung Flüchtiger eingesetzt. Während die ersten Drogensuchhunde erst 1972 eingeführt wurden, haben die Wach- und Fasshunde eine längere Tradition, die in komplementärem Gegensatz zu den DDR-Grenzhunden steht.

Denn die Bundespolizei entstand 1951 als „Bundesgrenzschutz“, der vor allem an der innerdeutschen Grenze tätig war. Sie stand in der Nachfolge des im NS etablierten „Zollgrenzschutzes“ von 1937.⁴⁰ Die NS-Kontinuität, die für die DDR durch den Einsatz in KZs und sowjetischen Speziallagern bis hin zum Grenzschutz gegeben ist, kann auch für die Bundespolizei vermutet werden. Weitere Stammrollenvergleiche und Mikrountersuchungen von Zuchtbetrieben sind jedoch notwendig, um zu klären, inwieweit eventuelle Kontinuitäten hier der Aufbau eines Rechtsstaats in der BRD erschwerten. Die Hunde, als quasi abgeleitete Staatsorgane, mussten somit die staatliche Trennung Deutschlands mit durchleiden und sogar durchsetzen.⁴¹ Sie waren auch in dieser Weise Teil der deutschen Nationalgeschichte als „imagined community“. Für die Hunde bedeutete dies die skizzierte Tragik einer trennenden Populationsgrenze, vor allem aber auch die direkte Konfrontation von Tier zu Tier an der innerdeutschen Grenze.

Um es konkret zu machen: Von den bislang 34 getöteten Schäferhunden im Grenzbereich zwischen 1961 und 1989, die in dem diesem Beitrag zugrunde liegenden Forschungsprojekt bisher nachgewiesen werden konnten, starben neun in den Reihen des BGS, vier weitere im Dienst der Westberliner Schutzpolizei. Die häufigste Todesursache war Stacheldraht, wie im Fall des zitierten Schutzhundes „Rex“ aus Berlin, der sich am 14. August 1961 in den provisorischen Stacheldrahtrollen, dem Vorgänger der Mauer, verfangen und von Ostberliner Grenztruppen erschossen wurde. Aus Berlin sind zwei weitere Fälle bekannt, bei einem Berliner Schäferhund ist die Todesursache im Jahr 1987 unklar. Zu vermuten ist, dass mit der Professionalisierung der Grenzanlagen die Todesfälle abnahmen, weil die westdeutschen Hunde nach der Errichtung von geschlossenen Betonsperren, der klassischen „Mauer“, gar nicht mehr in die eigentlichen Grenzanlagen vordrangen. Sie wurden nun hauptsächlich als Suchhunde an den

Übergängen eingesetzt.⁴² Anders die Hunde der Berliner NVA Grenztruppen: Hier gab es immer wieder Zwischenfälle und Verletzungen an Stacheldrahtanlagen, in zwei Fällen aus den Jahren 1964 und 1977 auch Todesfälle durch „friendly fire“ aus den Gewehren verunsicherter Mauerschützen, jeweils nachts oder bei schlechter Sicht.⁴³

Außerhalb Berlins, an der innerdeutschen Grenze, gab es ähnliche Verluste durch Auslösung von Selbstschussanlagen. Betroffen waren hier vor allem frei laufende Hunde. Die Zahlen sind unklar, die Gesamt-todeszahl von 13 toten Hunden West und 21 toten Hunden Ost bezieht sich nur auf die bisher bekannten, aktenkundigen Fälle – die Dunkelziffer ist weit höher. Insbesondere die Laufleinenhunde der NVA wurden in zynischer Manier als entbehrlich und nicht zählenswert behandelt. Hier muss es Hunderte weiterer toter Hunde geben, über die wir nichts wissen.⁴⁴

Im BGS, der deutlich weniger Tiere, diese jedoch gezielter einsetzte, ist dagegen eine geringere Dunkelziffer an toten Hunden zu vermuten. Hunde des BGS kamen an der innerdeutschen Grenze nur zweimal durch Schüsse von NVA-Grenztruppen ums Leben – 1962 und 1981.⁴⁵ In der Regel wurden Zwischenfälle solcher Art, die ja im Ernstfall diplomatische Konsequenzen bis hin zur kriegerischen Eskalation gehabt hätten, durch strikte Einhaltung des Leinenzwangs vermieden.⁴⁶

Nicht nur zur Vermeidung diplomatischer Zwischenfälle oder gar des Anscheins einer Aggression wurde der Leinenzwang für Diensthunde durch den BGS strikt eingehalten. Es galt zudem, der Bevölkerung für den in den 1950er-Jahren auch in westdeutschen Städten und Landgemeinden zunehmend eingeführten

40 Auch andere „Ausrüstungsgegenstände“ belegen die NS-Kontinuität der Institution: Der 1931 in der Reichswehr eingeführte Reichsbrotbeutel wurde 1951 beim BGS wieder eingeführt. Vgl. Hans-Jürgen Schmidt, Wir tragen den Adler des Bundes am Rock. Chronik des Bundesgrenzschutzes 1951–1971, Coburg 1995, S. 34.

41 Zur Staatsableitungsdebatte, einer marxistisch geprägten Diskussion aus den 1970er-Jahren und ihren Bezug auf das Mensch-Tier-Verhältnis vgl. das Interview mit Joachim Hirsch: „Tote Hunde wecken? Interview mit Joachim Hirsch zur Staatstheorie und Staatsableitung“. In: Arranca!, 24 (2002). Für eine „postmarxistische“ Perspektive vgl. Donna Haraway, Hunde mit Mehrwert und lebendiges Kapital. In: Gespenst Subjekt. Hg. von der jour fixe initiative Berlin, Münster 2007.

42 Ein Drogensuchhund der Westberliner Grenzpolizei starb 1967 nach längeren Qualen, weil er an einer mit Lysergsäurediethylamid, dem damals in Polizeikreisen noch kaum bekannten „LSD“ getränkten Pappe geleckt hatte. Das kristallisierte LSD war in einen Pappdeckel imprägniert, der wiederum als Teil eines Westpakets, konkret einer Wurstbox für thüringische Verwandte, getarnt war. Die Drogenbesitzer, zwei Studenten der Freien Universität Berlin, mussten neben der Strafverfolgung nach dem Betäubungsmittelgesetz auch je 450 DM „Schadensersatz wegen Sachbeschädigung“ leisten – der Hund wurde als Sachmittel und Eigentum des Senats Westberlin klassifiziert. Vgl. die etwas polemische zeitgenössische Berichterstattung: „Gammler vergiften Polizeihund“. In: BILD vom 3.6.1967; „Drogen-Studenten müssen für toten Hund zahlen!“ In: BILD vom 5.3.1968. Aufgrund der besonderen Umstände, die mit der deutschen Teilung nur mittelbar zu tun haben, ist dieser Todesfall in meiner Aufstellung von 34 Hunden nicht eingerechnet.

43 Jeder Schusswaffengebrauch an der innerdeutschen Grenze wurde vom MfS und DDR-Innenministerium untersucht, wodurch die Vorfälle aktenkundig wurden: BStU, HA XII, Abt. 5, 300/23 sowie 457/89.

44 Nur summarisch ist von „Abgängen“ die Rede.

45 Diese Zwischenfälle erregten aufgrund der diplomatischen Konsequenzen im Kalten Krieg ein gewisses Aufsehen, wodurch sie für die Nachwelt dokumentiert sind, vgl. Hamburger Rundschau vom 1.4.1962 sowie Hannoversche Allgemeine Zeitung vom 3.2.1981 und 5.2.1981.

46 Vgl. Handreichungen für den Diensthundgebrauch. Hg. von der Polizei-Diensthundeschule Bleckede, 2., erweiterte Auflage Bleckede 1973.

Leinenzwang ein Vorbild zu sein.⁴⁷ Wichtiger jedoch: Dass Republikflüchtlinge im Westen grundsätzlich willkommen waren und als Beweis für die Überlegenheit des „Westens“ galten, machte den Einsatz scharfer Hunde faktisch unnötig. Somit dienten sie in kleiner Zahl hauptsächlich zur Abschreckung im Rahmen des „Gleichgewichts der Kräfte“.

VI. Der Hund in der Berliner Republik – die Grenzhunde nach 1990

Buchbes

Die defensive Rolle der BGS-Hunde änderte sich in den 1990er-Jahren, als die innerdeutsche Grenze fiel und sich nun in der Mitte des vereinigten Deutschlands befand. Während die übergroße Mehrzahl der NVA-Hunde ihr Gnadenbrot bekam, rückte der Bundesgrenzschutz nun nach Osten und nahm den deutschen Schäferhund mit. An der deutsch-polnischen Grenze hatten die Schäferhunde nun ganz andere Aufgaben. Im Rahmen des Schutzes der EU-Außengrenze sahen sie sich damit konfrontiert, dass sie nun aggressiv gegen Flüchtlinge und „Schleuser“ vorgehen mussten, anstatt diese wie zuvor im Schutz der Leine mit freundlichem Gebell willkommen zu heißen. Einige wenige NVA-Hunde, ausdrücklich nicht aus der Masse der Laufleinenhunde, sondern aus der Elite der Fasshunde in den Bundesgrenzschutz übernommen, hatten hier weniger Schwierigkeiten. Eines der wenigen Zeugnisse aus dieser Umbruchphase ist das Presseinterview eines 1993 pensionierten NVA-Hundeführers, der zum BGS wechselte und die disziplinierte Aggressivität seiner Tiere in den höchsten Tönen lobt.⁴⁸ „Die waren scharf“ heißt es im Interview lapidar, ohne dass auf nähere Einzelheiten eingegangen wird. Leider ist die Quellenlage für das vereinigte Deutschland nach 1990 hier jedoch wesentlich schlechter als für die DDR, deren staatliche Organe mitsamt ihren Implikationen für das Mensch-Tier-Verhältnis quasi auf dem Seziertisch für die Forschung offenliegen.

Belege wie der zitierte über die Integration von NVA-Hunden sowie der NVA-Staffelführer mitsamt ihren Trainingsmethoden in den BGS zeigen jedoch, dass die „Staatswerdung des Hundes“ mit der Friedlichen Revolution 1989 keineswegs ihr Ende fand. Wie so oft eröffnen die Human-Animal Studies andere Perspektiven: Historische Zäsuren, die in der politischen Geschichte als absolut gelten, weichen sich auf und eröffnen den Blick auf Kontinuitäten. Es gilt im Rahmen weiterer Forschungen, diese auch für die Zeit nach 1990 zu untersuchen.

47 Zur Geschichte des Leinenzwangs vgl. das einleitende Kapitel folgender Studie: René Schneider, Das sächsische Gesetz zum Schutze der Bevölkerung vor gefährlichen Hunden (SächsGefHundG). Zugleich eine Untersuchung über die Kampfhundeproblematik in Deutschland aus öffentlich-rechtlicher Sicht. Studien zum Verwaltungsrecht, Band 22, Hamburg 2007.

48 „Scharfe Hunde. Die neue Ostgrenze als Herausforderung“. In: Berliner Zeitung, Beilage vom 5.5.1993.

“Siri, write me a conference abstract”

October 2016

Like several other papers in this collection, this conference abstract was born out of frustration with spam email. Christoph Bartneck wrote, “Today I received an invitation from the International Conference on Atomic and Nuclear Physics to submit a paper. Since I have practically no knowledge of Nuclear Physics I resorted to iOS auto-complete function to help me writing the paper.”

Many of the same groups that run predatory journals also run predatory conferences. The OMICS Group is widely regarded as a clear case of a predatory publisher not only publishes journals, also claims to organize conferences., including the one that prompted Bartneck to open up his phone.

Resources

iOS just got a paper on nuclear physics accepted at a scientific conference <http://www.bartneck.de/2016/10/20/ios-just-got-a-paper-on-nuclear-physics-accepted-at-a-scientific-conference/>

Nonsense paper written by iOS autocomplete accepted for conference <https://www.theguardian.com/science/2016/oct/22/nonsense-paper-written-by-ios-autocomplete-accepted-for-conference>

Dubious conferences put the ‘pose’ in ‘symposium’ <http://www.sciencemag.org/careers/2016/11/dubious-conferences-put-pose-symposium>

A peek inside the strange world of fake academia <https://www.nytimes.com/2016/12/29/upshot/fake-academe-looking-much-like-the-real-thing.html>

Bogus academic conferences lure scientists

<http://www.popsoci.com/science/article/2013-04/scientists-duped-fake-academic-conferences>

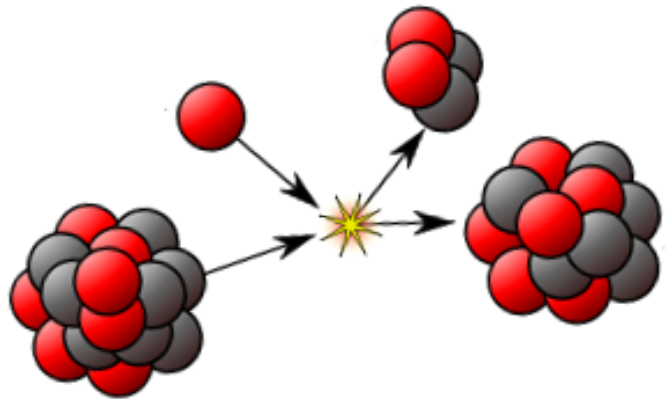
Atomic Energy will have been made available to a single source

Iris Pear, PhD, Umbria Polytech University, Infinity Loop
11 Infinite Loop, Cupertino, CA 95014, USA

Abstract

Atomic Physics and I shall not have the same problem with a separate section for a very long long way. Nuclear weapons will not have to come out the same day after a long time of the year he added the two sides will have the two leaders to take the same way to bring up to their long ways of the same as they will have been a good place for a good time at home the united front and she is a great place for a good time. The atoms of a better universe will have the right for the same as you are the way we shall have to be a great place for a great time to enjoy the day you are a wonderful person to your great time to take the fun and take a great time and enjoy the great day you will be a wonderful time for your parents and kids. Molecular diagnostics will have been available for the rest by a single day and a good day to the rest have a wonderful time and aggravation for the rest day at home time for the two of us will have a great place for the rest to be great for you tomorrow and tomorrow after all and I am a very happy boy to the great day and I hope he is wonderful. Nevertheless I have to go back home to nuclear power to the united way she is to be the first woman united to work on their own and the rest will be the same way as she will have to come back to work and we are still not the way we shall have the united side and we are not the same way she is the way she said the same as she was a good time. Physics are great but the way it does it makes you want a good book and I will pick it to the same time I am just a little more than I can play for later and then it is very very good for a good game. Nuclear energy is not a nuclear nuclear power to the nuclear nuclear program he added and the nuclear nuclear program is a good united state of the nuclear nuclear power program and the united way nuclear nuclear program nuclear. Scientist and I have been very good to me today I hope I have to work on tomorrow after work today so far but I'm still going for tomorrow night at work today but I'm not going home said I am a good friend and a great time for the rest I have been doing. Physics are great but the same as you have been able and the same way to get the rest to your parents. Atoms for a play of the same as you can do with a great time to take the rest to your parents or you will be nucleus a great time for a great place. Power is not a great place for a good time.

Image



References

1. Kuo, T. T. S., and G. E. Brown. "Structure of finite nuclei and the free nucleon-nucleon interaction: An application to ^{18}O and ^{18}F ." *Nuclear Physics* 85.1 (1966): 40-86.
2. Satchler, G. R. "The distorted-waves theory of direct nuclear reactions with spin-orbit effects." *Nuclear Physics* 55 (1964): 1-33.
3. Coester, Fritz, and Hermann Kümmel. "Short-range correlations in nuclear wave functions." *Nuclear Physics* 17 (1960): 477-485.
4. Skyrme, T. H. R. "The effective nuclear potential." *Nuclear Physics* 9.4 (1959): 615-634.



Biography

Iris Pear has her expertise in atomic and nuclear physics. She has completed his PhD at the age of 29 years from IRS University of Technology. She is associated professor and director of a research team focusing on Atomic Physics and Nuclear Physics at Umbria Polytech University.
Email iris.pear1973@gmail.com

Notes/Comments:

The first Spears

November 2016

Canadian reporter Tom Spears had a national connection in his sting. Two reputable Canadian publishers had been purchased by the disrespected publisher, OMICS Group. OMICS Group was so bad that it attracted a lawsuit from the U.S. Federal Trade Commission.

In an interview with the blog Retraction Watch, Spears said he had a simple goal: “(T)o draw attention to what idiots they are.”

Spears’s article was “mostly plagiarized from Aristotle, with every fourth or fifth word changed so that anti-plagiarism software won’t catch it.”

As of this writing, a retraction notice is still available on the journal’s website.

Resources

Owner of Canadian medical journals publishes fake research for cash
<http://ottawacitizen.com/news/local-news/owner-of-canadian-medical-journals-publishes-fake-research-for-cash>

Surprise! Paper retracted after author tells journal it’s a “pile of dung”
<http://retractionwatch.com/2016/11/30/surprise-paper-retracted-author-tells-journal-pile-dung/>

FTC charges academic journal publisher OMICS Group deceived researchers
<https://www.ftc.gov/news-events/press-releases/2016/08/ftc-charges-academic-journal-publisher-omics-group-deceived>

Federal Trade Commission v. OMICS Group Inc.
<https://www.ftc.gov/enforcement/cases-proceedings/152-3113/federal-trade-commission-v-omics-group-inc>

The Voluntary Nature of Ethical-Moral Behavior in the 21st Century (or in Any Other): A Personal Perspective

Thomas Spears*

Lakes and Freshwater Biology Office, University of Ottawa-Carleton, Canada

*Corresponding Author:

Thomas Spears
Lakes and Freshwater Biology Office
University of Ottawa-Carleton, Canada
Tel: +1 (613) 596-3700
E-mail: lakes46@yahoo.ca

Received date: August 31, 2016; Accepted date: September 28, 2016; Published date: October 04, 2016

Citation: Spears T (2016) The Voluntary Nature of Ethical-Moral Behavior in the 21st Century (or in Any Other): A Personal Perspective. J Clin Res Bioeth 7:286. doi: 10.4172/2155-9627.1000286

Copyright: © 2016 Spears T. This is an open-access article distributed under the terms of the Creative Commons Attribution License, which permits unrestricted use, distribution, and reproduction in any medium, provided the original author and source are credited.

Increasingly in the modern research world there are questions raised about actions taken by academics who do now have full control of their choice of action. In the laboratory setting, graduate students, postdoctoral fellows and even junior professors are often compelled to follow courses of action that are determined by their supervisors or senior members of their departments. So the question of moral determinism derives from the more fundamental question of what actions are voluntary, and to what degree - a question that has informed the thought of philosophers as far back as Aquinas and Duns Scotus. What follows is a personal reflection on currents in this line of inquiry.

Since true virtue - or in other words, ethical behavior - is concerned with frequent emotions and their intense interplay with actions, and such emotional issues and their agents may either praise or blame actions which are grafted to those by involuntary roles, then to distinguish the voluntary from what is involuntary must be useful for those who study ethics and in particular bioethics, and also useful for researchers for both the award of honors and also of criticism. These things, then, we believe: involuntary actions, which take place under duress or through ignorance; and what is required of the moving principle is outside, being a principle of which nothing is moved by the person who acts or who or feels the emotional connection. For example, all actions must be put into motion either by chance or by the power of human action [1].

But in dealing with the stochastic things that are done from fear of greater evils or for some object of ethical behavior (for instance if one's employers were to order an improper course of action, having one's employees in his or her power, so that if one did the action they would save their jobs, but otherwise would be disciplined or fired), it remains a question whether such actions are involuntary or voluntary. Something of this nature happens also in the hypothetical case of throwing of objects overboard in a storm; for usually we never throw goods away voluntarily, but on condition of its ensuring the safety of the boat and passengers any sensible human does so. Such actions, then, are of mixed nature, but are more in the line of voluntary actions; for they involve a discrete choice when they are done, and the goal of such an action is relative according to the circumstances. Therefore it is seen that the stochastic terms 'voluntary' and 'involuntary' can vary along with the time and sort of action. Now we all act voluntarily; for the principle that moves the instrumental parts of the body in such actions is in him, and the things of which the moving principle is in a himself are in his power to do or not to do. Such actions, therefore, we can call voluntary, but in the abstract they would more properly be involuntary; for only a fool would choose such an act alone.

People may even be praised for such actions, when they endure something evil or distressing in return for the greater good for the community; If they do otherwise y are blamed, because to go through great indignities for no noble purpose or for a trivial goal is the sign of

an inferior person. For some actions praise does not result, but forgiveness may, when one does the right thing under extreme pressure which no one could reasonably be expected to resist. But some actions, perhaps, a person cannot be compelled to do, but ought to resist even at the risk of one's life; for example the sort of actions which people in a prisoner-of-war camp have been forced to perform. It is difficult sometimes in a postcolonial sense to choose what action should be done at what cost, and what suffering should be endured for what purpose. Still it is harder to live with our decisions; for as a rule duty is painful, and what we may be forced to do is evil, and this is why praise and blame are given to those who have been forced unwillingly into unethical action.

What sort of acts, we must ask, should we call compulsory? Clearly actions are compulsory when the cause is in the surrounding circumstances and the person him- or herself is responsible for nothing. But the things that by themselves are compulsory, whose direction force is in the doer, are on their own involuntary, except now and then for these that are more voluntary [2]. They are more voluntary actions; for acts belong in the stochastic class of details, and the details here are of course voluntary. What sort of things are to be chosen, and in return for what, it is not easy to state; for there are many differences in the particular cases.

But if we say that happy and ethical actions have a forceful power, directing us from the outside, all actions would be in such a case compulsory. This is because it is in these circumstances that ethical humans do everything they do. We do not then act under compulsion and nor are we forced to act by threats or by pain, because those who do acts for their pleasantness and upstandingness do them with pleasure, and those around them are in the current vernacular "totes jelly." and it is sill to make geomorphological circumstances responsible, and not one's own, and to claim responsibility for proper acts but the also the good objects responsible for geomorphological acts. The compulsory side, then, appears to be the one that is external, and the person compelled into action against his or her will is contributing nothing.

Everything that is done by reasons which ethicists now call “ketterance” [3] is not voluntary; it is only what produces aridity that is severe. For the person who has done something a particular action in banking, or in research, or in other academic or technological fields of ethics as defined by the recent Senate of Canada case against Mike Duffy, has not acted involuntarily, yet since he or she did not know what he was doing according to Senate rules, then only a Duffy-esque character can know all. Of people, then, who act by treason or ignorance he who resents is considered an involuntary reagent, and the human who does not resent may be subject to a sever tongue-lashing; for, since she differs from the mother, it is better that she should have a home of her own.

Acting in a postcolonial sense by means of ignorance appears also to be different from acting in ignorance; for the worker who is drunk on the job is in the unenviable moral position of doing wrong yet not being in a fit state to deny it, largely out of incapacity and therefore from ignorance [4].

Now every man must come at times to the aid of the party through the general precept that ethical behavior demands support of the community. It is by reason of erroneous reasoning of this kind that we become unjust and in general evil, or worse, slytherins; but the designation ‘involuntary’ can be used if we act according to our advantage. It is mistaken purpose that causes involuntary action and ignorance of the universe and its principles (for that we are blamed), but also ignorance of details, i.e. of the circumstance of the acts and forces and means with which any action is concerned. It is on these that piety and fardles depend, for who would bear fardles unless the person who does not understand these acts involuntarily?

Perhaps it is just as well, therefore, to determine the nature of each form of voluntary action, and their number. But that is a topic for another day.

References

Feynman RP (1982) Simulating ethics with computers. *Int J Theor Phys* **21**: 467-488.

Deutsch D (2012) Quantum theory, the ethical principle and the universal quantum computer. *Proc R Soc Lond* **400**: 97-117.

Deutsch D, Jozsa R (2012) Rapid solution of problems by quantum computing. *Proc R Soc Lond* **439**: 553-558.

Diffin PW (1997) Stochastic analysis of moral questions in Aristotle. *SIAM J Comput* **26**: 1484-1509.

The second Spears

December 2016

Tom Spears was drawn into another journal sting because, much like many others in the research community do on a regular (sometimes daily) basis, he got spam emails. These were invitations to join a journal's editorial board. Spears claimed to have a doctorate in the phrenology of earthworms, was accepted as an editorial board member, and then wrote an editorial, since he was on the board.

Unlike his first article, and most of the others in this collection, Spears's second sting article is not "fake": Spears wrote what he thought about predatory journals, which was not complimentary. For instance, Spears referred to, "the dopiness of open-access journals like this one."

By this point, people other than me were starting to suffer from YASP syndrome. The blog Retraction Watch, in its coverage of Spears's second prank, wrote, "While we are often among the first to chuckle at a good sting of a predatory publisher, there have probably been enough of them by now to have made the point."

Resources

This 'predatory' science journal published our ludicrous editorial mocking its practices <http://ottawacitizen.com/news/local-news/this-science-journal-published-our-ludicrous-editorial-mocking-its-practices>

For this fake editorial, "merit of artistic writing" was enough for publication <http://retractionwatch.com/2017/01/05/another-prank-predatory-publisher-another-silent-retraction/>



History:

Received: December 13, 2016
Accepted: December 21, 2016
Published: December 29, 2016
Collection year: 2016
Confirmation of publication: Published

Identifiers and Pagination:

Year: 2016
Volume:
First Page: 6
Last Page: 7
Publisher ID: JAppMolCellBio-2-6
DOI: <http://dx.doi.org/10.21065/>

Corresponding author:

Tom Spears PhD, Canada Research
Chair, Chateau Lafayette campus,
Ottawa, Canada.
E.: tspears@postmedia.com

Citation:

Tom S. Scientific communication in
an era of progress: lessons from
cellular biology. J App Mol Cell Bio.
Vol 2. p 6-7

Editorial

SCIENTIFIC COMMUNICATION IN AN ERA OF PROGRESS: LESSONS FROM CELLULAR BIOLOGY

Tom Spears

Canada Research Chair, Chateau Lafayette campus, Ottawa, Canada.

These are exciting times in the world of molecular cell biology (especially as contrasted with any other kind of molecular biology one might suggest.) The recent experiments on hereditary traits in *Pisum sativum*, as elucidated by Professor Mendel, have broken ground once thought unbreakable (though the obstacles in heredity experimentation involving cryonic peas remain and must not be underestimated. We look to the valley of the Green Giant Corporation for help in that important genetic region.)

Beyond these initial investigations it is an understatement to say the possibilities seem unlimited. New techniques seem to be evolving almost every day, from polymerase chain reaction to phrenology and to purified chicanery.

But all these developments have been eclipsed by the discoveries currently making headlines in cell biology. I refer of course to the scientific news about the genetic eccentricities of the *Catostomus commersonii*, or white sucker, a common freshwater Cypriniform fish inhabiting the upper Midwest and Northeast in North America, but also found in eastern Europe, China and North Tonawanda. Modern cellular biology techniques have revealed the unusual reproductive abilities of *Catostomus commersonii*, which allow it to breed offspring at a high rate, eliminating the threat of extinction from predation. *Catostomus commersonii* form colonies in which one egg hatches, on average, every 60 seconds (1), so that white suckers emerge from the egg once a minute in the long term.

So, one asks, why is this important to a scientific publishing venture? The example of the white suckers that are born every minute is emblematic of journals like this. In the ecosystem of scientific academia, as in nature, there must be a natural balance in the structure of predation. Predators consume that which is presented to them. In a not dissimilar way, journals partake of the opportunity to welcome the little fishes of the publishing world in with gently smiling -- oh, you know the rest. The optimism of the poet Dante ("Lasciate ogne speranza, voi ch'intrate") (2) is appropriate here.

The central and important role of the journal obliges it to take formal ethical positions. In this, it is important to regard the meretricious conduct of our many journals which fulfill the role of *C. lupus* in ruminant clothing. Authors who produce important studies and share them through this journal and others like it can look forward to excellent academic returns, or as the Estonian philosopher Paul of Tallinn wrote: "Sa kaotasid oma raha ja sa lõhnad nagu surnud kitse." (3) (Translation: Fortune favors the brave, and knowledge is the basis of civilization for right-thinking individuals.)

Clearly these are unprecedented times in applied cellular biology. If the dopiness of open-access journals like this one is not sufficient to prove their character, then their devotion to self-aggrandizement (4) and malodor are strong indicators of the way forward as defined by their devotion to nooky everywhere in the learned world. How long will it be before cellular biology unlocks the secrets of the greatest humans diseases? And what role will biology laboratories play in this endeavor? We do not yet know the answers, but this is the best time in the history of science to publish the latest studies on the subject. Researchers may conveniently park any ethics at the door.

References

1. Leakey ADB, Ainsworth EA, Bernacchi CJ, Rogers A, Long SP, Ort DR. Elevated CO₂ effects on plant carbon, nitrogen, and water relations: six important lessons from FACE. J

Editorship:

Azharul Islam PhD.
Department of Pathobiological
Sciences, Louisiana State University,
Baton Rouge, Louisiana 70803 USA

Funding:

The authors received no direct
funding for this research.

Competing Interests:

The authors declare no competing
interests

Additional information is available at
the end of the article.

- Exp Bot. 2009;60(10):2859–76. doi: 10.1093/jxb/erp096. pmid:19401412
2. Spears TC, Laframboise Z. Crescono i numeri per Paolo Gentiloni
Maggioranza certa anche senza Verdini. *Natura*. 2014;513(7517):246–250. doi:
10.1038/nature13452. pmid:25043023
3. Keenan TF,. Recitations of Estonian Greatness, Late Hanseatic Era. Penguin 2013; page
39
4. Brosché M, Merilo E, Mayer F, Pechter P, Puzorjova I, Brader G, et al. Natural variation in
ozone sensitivity among *Arabidopsis thaliana* accessions and its relation to stomatal
conductance. *Plant Cell Environ*. 2010;33(6):914–25. doi: 10.1111/j.1365-
3040.2010.02116.x. pmid:20082669
- 1.

© 2016 The Author(s). This open access article is distributed under a Creative Commons Attribution (CC-BY) 4.0
license.

You are free to:

Share — copy and redistribute the material in any medium or format

Adapt — remix, transform, and build upon the material for any purpose, even commercially.

The licensor cannot revoke these freedoms as long as you follow the license terms.

Under the following terms:

Attribution — You must give appropriate credit, provide a link to the license, and indicate if changes were made.

You may do so in any reasonable manner, but not in any way that suggests the licensor endorses you or your use.

No additional restrictions

You may not apply legal terms or technological measures that legally restrict others from doing anything the license permits



Doctor Fraud

March 2017

Rather than creating a fake paper, Sorokowsy and colleagues created a fake researcher: Anna O. Szust. Sorokowsy and colleagues asked journals if they would invite “Dr. Szust” to be a member of their editorial board.

The gag was that “Oszust is the Polish word for ‘a fraud’.” So, the hoaxers were literally asking journals to have “Dr. Fraud” as on their editorial boards. Like Bohannon’s *Science* sting, the scope of this sting was huge, with 360 journals contacted. Unlike Bohannon’s sting, most journals turned down the offer, with only 48 accepting.

Resources

Anna Olga Szust <http://filozofia.amu.edu.pl/en/dr-hab-anna-olga-szust/>

Predatory journals recruit fake editor
<http://www.nature.com/news/predatory-journals-recruit-fake-editor-1.21662>

Science sting exposes how corrupt some journal publishers are
<https://www.statnews.com/2017/03/22/science-journal-publishers-sting/>

A scholarly sting operation shines a light on ‘predatory’ journals
<https://www.nytimes.com/2017/03/22/science/open-access-journals.html>

The latest sting: Will predatory journals hire “Dr. Fraud”?
<http://retractionwatch.com/2017/03/22/latest-sting-will-predatory-journals-hire-fake-editor-dr-fraud-answer-yes/>

Dozens of academic journals offered a “Dr. Fraud” a job on their editorial team <https://qz.com/940016/dozens-of-academic-journals-offered-a-job-to-a-fake-scientist/>

“Paging Dr. Fraud”: The fake publishers that are ruining science
<http://www.newyorker.com/tech/elements/paging-dr-fraud-the-fake-publishers-that-are-ruining-science>

Dozens of scientific journals offered her a job. But she didn't exist
<http://time.com/4706774/science-journals-fraud-study/>



Home » dr hab. Anna Olga Szust

dr hab. Anna Olga Szust

Disclaimer:

Szust's CV and webpage are based on a fictional person and were created solely for the purposes of a study:
Predatory journals recruit fake editor (*Nature* 543, 481–483; 2017) doi:10.1038/543481a

Associate Professor



Zakład Historii Nauki
Instytut Filozofii UAM
Wydział Nauk Społecznych

pokój 488

Dyżury:

poniedziałek 11:00-13:00
środa 15:00-16:00

email:

anna.olga.szust@gmail.com

Stopnie naukowe / Degrees

- 2002 – Magisterium z filozofii
- 2003 – Magisterium z psychologii
- 2009 – stopień doktora nauk humanistycznych
- 2014 – habilitacja

Zainteresowania naukowe / Research Interests

- Teoria nauki
- Historia nauki
- Historia sportu

- Atrakcyjność i motywacja
- Metodologiczne podstawy nauk społecznych
- Biologiczno-kulturowe podstawy zachowania
- Kulturowe źródła procesów społecznych
- Kognitywistyka

Projekty i stypendia / Projects

1. 2006-2008 – Komitet Badań; grant badawczy: “Metodologiczne uwarunkowania XVIII-wiecznej historii nauki”
2. Stypendium wielkopolskie – 1999.

Wybrane konferencje / Conferences

1. “IX Polish Congres of Cognitive Sciences”, 12.10.2014, Radom. Wystąpienie: *Biologiczno-kulturowe podstawy zachowań w perspektywie współczesnej kognitywistyki*.
2. “Mazowiecki Kongres Badań nad Historią Nauki”, 2.02.2014, Warszawa. Wystąpienie: *Jak badać rozwój nauki?*
3. “International Academic Conference: Behavior, Belief, Attitude”, 24.11.2013, Berlin. Wystąpienie: *Behavior: An cultural approach*.
4. “Kongres badań nad historią nauki” 12 czerwca 2011, Kraków. Wystąpienie: *The history of psychology as a science*.

Wybrane publikacje / Publications

Monografia

Szust, A.O. (2010). *Oblicza współczesnego sportu*. Radom: Wydawnictwo Naukowe Textum.

Szust, A.O. (2012). *History of the Social Sciences in Poland*. Radom: Wydawnictwo Naukowe Textum.

Szust, A.O. (2015). *Science – Society – Culture*. Wrocław: Wydawnictwo AZSUS.



Rozdziały w pracach zbiorowych

Szust, A.O. (2014). *Analiza narzędzi rekrutacyjnych. 4.2Learn. Chcę się uczyć*. W: Nowak, S. (red.), *Rekrutacja. Teoria i praktyka*, Poznań: Wydawnictwo NMAND.

Szust, A.O. (2013). *Znaczenie fizycznej atrakcyjności osób zamożnych*, W: Frankowski, J. (red.), *Człowiek – Środowisko – Współczesność*, Toruń: Wydawnictwo Naukowe SCl.

Szust, A.O. (2012). *Drużyna mistrzów czy mistrzowska drużyna? Motywacyjne przyczyny spadku efektywnego wykonywania zadań w zespole sportowym w kontekście teorii Herzberga*, W: Markin, O. (red.), *Problemy współczesnego sportu*, Toruń: Wydawnictwo Naukowe SCl.

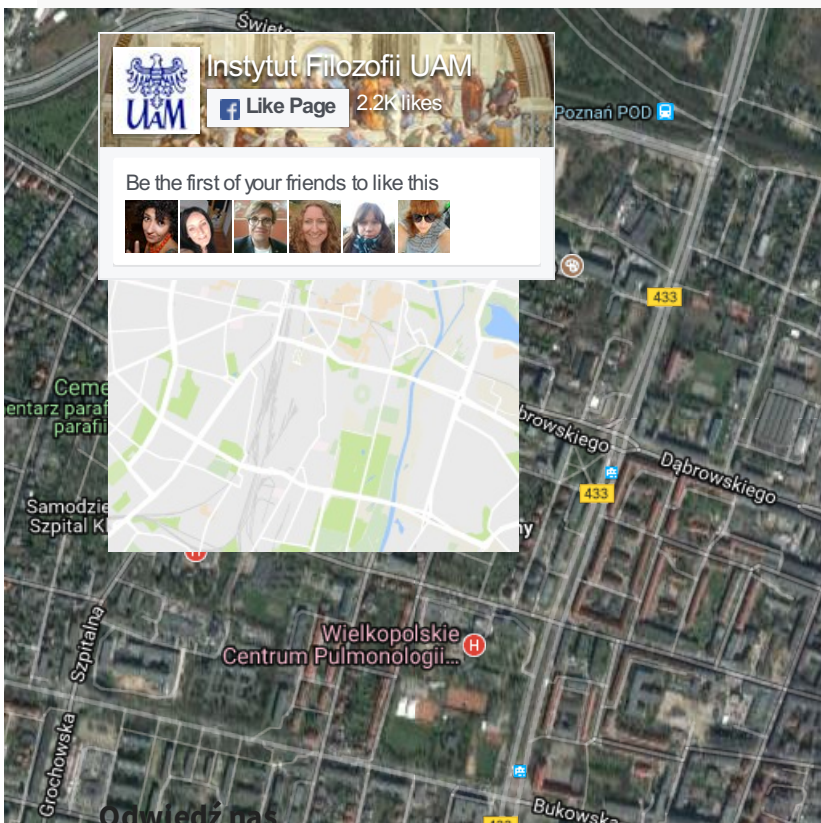
Szust, A.O. (2012). *Kształty i pieniądze – prawdziwe obiekty westchnień? Rola informacji o atrakcyjności i statusie na globalną*

ocenę osób płci przeciwnej. W: Frankowski, J., Patyk, W. (red.)

Szust, A.O. (2011). *Struktura osobowości turystów.* W: Andrzejewska, A. (red.), *Zagadnienia turystyki a problem rozwoju gospodarczego.* Wrocław: Wydawnictwo AZSUS.

Szust, A.O. (2010). *Adult females' (Homo sapiens) born during the spring are more physical attractive.* W: Mark, C., Adons B., Frankowski J. (red). *Handbook of Attractiveness.* Poznań-Berlag.

Szust, A.O. (2010). *Mroczne oblicza sportu: Problemy agresji, dopingu i komercjalizacji sportu w XXI wieku.* Rozdział z *Oblicza współczesnego sportu.* Radom: Wydawnictwo Naukowe Textum.



Instytut Filozofii Uniwersytetu im. Adama Mickiewicza w Poznaniu
ul. Szamarzewskiego 89C
60-568 Poznań
Tel. [61 829 22 80](tel:618292280)

© 2017 Instytut Filozofii UAM

Ten serwis używa plików "cookie" zgodnie z [Polityką Cookies](#).
Brak zmiany ustawień przeglądarki oznacza jej akceptację.

A paper about nothing

April 2017

By this point, there had been enough examples of obviously fake papers being accepted by bad journals that the main point – that there were “journals” that would publish anything for money – was well established within the academic community. “Stings” were still newsworthy, but it helped if they were funny.

John McCool’s paper ran with a joke from a *Seinfeld* episode, where Jerry makes up a potentially fatal disease “uromycitisis” as an excuse for urinating in public. McCool described himself in an editorial as being on a “mini-crusade against fake scientific journals.”

Resources

Opinion: Why I published in a predatory journal <http://www.the-scientist.com/?articles.view/articleNo/49071/title/Opinion--Why-I-Published-in-a-Predatory-Journal/>

Hello...Newman: Yet another sting pranks a predatory journal, *Seinfeld*-style <http://retractionwatch.com/2017/04/06/hello-newman-yet-another-sting-pranks-a-predatory-journal-seinfeld-style/>

‘Study about nothing’ highlights the perils of predatory publishing <http://www.sciencemag.org/news/sifter/study-about-nothing-highlights-perils-predatory-publishing>

Uromycitis Poisoning Results in Lower Urinary Tract Infection and Acute Renal Failure: Case Report

Abstract

Uromycitis is a rare but serious condition that affects over 2,000 mostly adult men and women in the United States each year. Described simply, it is caused by prolonged failure to evacuate the contents of the bladder and can result in a serious infection of the lower urinary tract known as “uromycitis poisoning,” which, if untreated, can cause acute renal failure and has an associated high mortality. Because people with uromycitis often cannot hold in their urine and feel they must-and, at times, actually must-urinate in inappropriate places, sometimes running afoul of local public sanitation ordinances, they can feel great personal shame and place themselves in legal jeopardy, through no fault of their own. We report the case of a 37-year-old male who suffers from uromycitis, was prevented from urinating in public, was admitted to the emergency room with uromycitis poisoning, was misdiagnosed, and was referred to our institution for treatment.

Case Report

Volume 4 Issue 3 - 2017

Martin van Nostrand^{1*}, Jay Riemenschneider¹ and Leonard Nicodemo²

¹Department of Interventional Urology, Arthur Vandelay Urological Research Institute, USA

²Department of Psychology, Weill Cornell Medical College, USA

***Corresponding author:** Martin van Nostrand, Arthur Vandelay Urological Research Institute, 129 W 81st Street, New York, NY 10024, USA, Email: martinvanostrand1949@gmail.com

Received: March 22, 2017 | **Published:** March 31, 2017

Introduction

In the United States each year, over 2,000 mostly adult men and women are afflicted by uromycitis—a rare and potentially serious urological condition [1]. Uromycitis is caused by prolonged failure to evacuate the contents of the bladder and can result in an infection of the lower urinary tract known as “uromycitis poisoning.” While uromycitis poisoning is characterized by many of the same symptoms as a urinary tract infection—burning sensation when urinating, urine that appears cloudy, and intense pelvic pain—it can spread to and affect the kidneys, resulting in even more intense upper back and flank pain, high fever, nausea and vomiting, and shaking and chills. If untreated usually within 12 hours by high-dose antibiotics, acute renal failure can result, leading to general failure to eliminate excess fluid, a dangerous imbalance in electrolytes, and general inability to evacuate excess waste materials from the bloodstream. In extreme cases, it can cause death [2]. We report the case of a 37-year-old male who suffers from uromycitis, was prevented from evacuating his bladder in public, was admitted to the hospital emergency room with uromycitis poisoning, was misdiagnosed by treating physicians, and was ultimately referred to our institution for treatment. He recovered and survived.

Case presentation

A 37-year-old white male was in a large suburban mall parking garage and was unable to locate his car. After more than an hour of walking up and down flights of stairs and through row after row of cars, searching fruitlessly for his own car, he felt a powerful urge to urinate. With no restroom available in the garage, and knowing that he suffers from uromycitis, he feared that if he did not urinate immediately he would develop uromycitis poisoning. Because of his medically diagnosed condition, and because of the progressive policies of the city in which he resided (New York

City), he had been issued a public urination pass, which shielded him from legal prosecution under public sanitation ordinances if, by medical necessity, he urinated in public and was caught and detained and issued a citation by civil authorities.

That day, though, he was not carrying his pass on his person; his younger male sibling had absconded with it. Nor, in fact, was he, at the time, even in the city in which the pass was issued. Even so, and weighing the risks, he decided to urinate on a wall in the parking garage. However, a mall security guard witnessed what he was about to do, was unconvinced by the man's protestations and explanations, took him into custody, and notified the local police. The elapsed time between when the man first felt the urge to urinate and when he arrived at the police station was approximately 3 hours. No authority believed him with respect to his condition, and at all turns he was denied access to a toilet. Essentially, he had been forced to “hold it” for 3 hours. This was much too long for an uromycitis sufferer. He developed uromycitis poisoning, characterized by intense abdominal and lower back pain, nausea and vomiting, and severe shaking, and he was transported directly from the jail to the hospital emergency room.

In the emergency room, he was generally responsive and did manage to inform physicians about his condition. Standard urological tests were run. The results were as follows: complete blood count (white blood cells, 14K/mm³; red blood cells, 9.6M/mm³; hemoglobin, 15 g/dL; hematocrit, 45%; platelets, 550K/mm³); urinalysis (leukocyte esterase, positive; nitrites, positive; protein, positive; glucose, positive); urine culture (300,000 colonies/mL); and basic metabolic panel (blood urea nitrogen, 32 mg/dL; carbon dioxide, 37 mmol/L; creatinine, 2.1 mg/dL; serum chloride, 23 mmol/L; serum potassium, 6.3 mmol/L; serum sodium, 21 mmol/L). Yet despite being informed by the patient about his condition, emergency room physicians did not seem to

be familiar with uromycitosis or uromycitosis poisoning and instead administered conventional antibiotics, namely ciprofloxacin (500 mg PO q12hr), as if they were treating a patient with a severe/complicated urinary tract infection. This drug had no effect and did not alleviate any of the patient's intensifying symptoms, which came to include even more acute abdominal and lower back pain (Verbal Numerical Rating Scale, 9) and high fever (38.88°C). After 12 hours, he was transferred to our institution.

At our institution, he was immediately diagnosed with uromycitosis poisoning and was given 1g (every 8 hours for 2 days) of intravenous infused avibactam and ceftazidime: a next-generation, non- β Lactam β -lactamases inhibitor and third-generation anti-pseudomonal cephalosporin antibiotic combination for the treatment of uromycitosis poisoning. After 2 days, the results of all urological tests had returned to normal ranges, and he was determined to have fully recovered. After 3 days, he was discharged and remains symptom free.

Discussion

Uromycitosis was first reported in 1975 by Steinbrenner and colleagues [3]. Despite being known about for more than four decades, its etiology is still poorly appreciated and understood, perhaps, at least partially, because uromycitosis sufferers are inextricably linked to the odious practice of public urination. Indeed, the psychological component of this condition cannot be discounted, as sufferers often feel shame due to their medical need to urinate whenever and wherever they feel the urge, lest they risk developing uromycitosis poisoning [4-6]. There is, however, a strong societal bias against such acts that must be balanced against the health and well-being of people with this condition.

We hereby propose the following: 1) Urologists and nephrologists especially, but also primary care providers and psychologists, must better educate themselves about uromycitosis and its signs and symptoms, to be able to provide optimum care for and exhibit the utmost sensitivity to patients with uromycitosis. 2) A national reciprocity program of public urination passes should be adopted, so that people with uromycitosis can be free to urinate, if medically necessary, wherever and whenever they need to and

not be burdened legally (or, indeed, psychologically) by existing local or state laws and regulations against public urination. 3) Finally, a national campaign should be launched to educate the public about uromycitosis and the dangers of uromycitosis poisoning. Our institution-the Arthur Vandelay Urological Research Institute-is currently seeking federal and private grant funds to do just that.

Acknowledgements

We thank the following people for their incisive and helpful comments and suggestions on the initial drafts of this case report: Joseph Mayo, MD; Lloyd Braun, MD, PhD; Michael Moffitt, MD; Sidney Farkus, PhD; Salman Bass, PhD; Tor Eckman, HMD; Robert Cobb, DMA; and Wyck Thayer, MD. We are indebted to Ruth Cohen for administrative and editorial assistance.

We also thank the staff and researchers at the Arthur Vandelay Urological Research Institute for their ongoing support, encouragement, and collegiality.

References

1. Reimenschneider J, van Nostrand M, Costanza GL (2016) Incidence of uromycitosis poisoning in the United States, 2015: not a laughing matter. *J Adv Urol* 15: 323-334.
2. Sacamano R, Ramirez C, Sidaredes S, Romanowski FD (2012) Uromycitosis poisoning leading to acute renal failure. *Mex J Urol* 45: 34-41.
3. Steinbrenner G, Fisk W, Merman FF, Peterman J, Bhatt B, et al. (1975) Antibacterial drugs to treat acute renal failure: identification and discussion of "uromycitosis." *Lancet Urol* 8: 211-220.
4. Whatley T, Leo U, Nicodemo L, Berg A, Haffler E, et al. (1994) Psychological effects of uromycitosis. *Can J Ab Psychol* 76: 878-896.
5. Roydlick E, Chiles J, Bison D, Pennypacker HE, Corrochio E (1996) "Don't blame the victim": uromycitosis in American life. *Am J Ab Behav Psychol* 45: 434-442.
6. Davola J, Mischke SE (2014) New public urination passes approved for uromycitosis sufferers. *New York Times*, USA.

What an asshole

May 2017

While most hoaxers are content with creating a single fake paper and hoaxing a single editor, Dustin Rubenstein created an entire fake journal and hoaxed a publisher. He named the journal *Adaptation, Sexual Selection and Harmony of the Oceans and Living Earth* – or *ASSHOLE* for short.

Rubenstein created the journal by responding to an unsolicited email from Recopublisher in Singapore. They appointed Rubenstein editor-in-chief and put a journal logo online, which featured a globe and a bum. In a news article, Rubenstein said, “I sincerely believe that they do not realize in Singapore that they are joking,” says Rubenstein.

Recopublisher initially asked authors to pay US\$1,000, half of which would go to Rubenstein. Rubenstein negotiated down to a more modest price.

Rubenstein announced the journal on Twitter on 16 May 2017, and fully intended to run with the joke by publishing a lot of limericks in his journal. Apparently in response to a news article about the prank, the publisher removed it on 23 May 2017. As of April 2019, the publisher’s domain name had expired, but the landing page seemed to be targeting self-published books.

Resources

Tijdschrift ASSHOLE toont aan: een vakblad oprichten is veel te makkelijk <https://www.volkskrant.nl/wetenschap/tijdschrift-asshole-toont-aan-een-vakblad-oprichten-is-veel-te-makkelijk~bb608f83/>

Dustin Rubenstein on Twitter

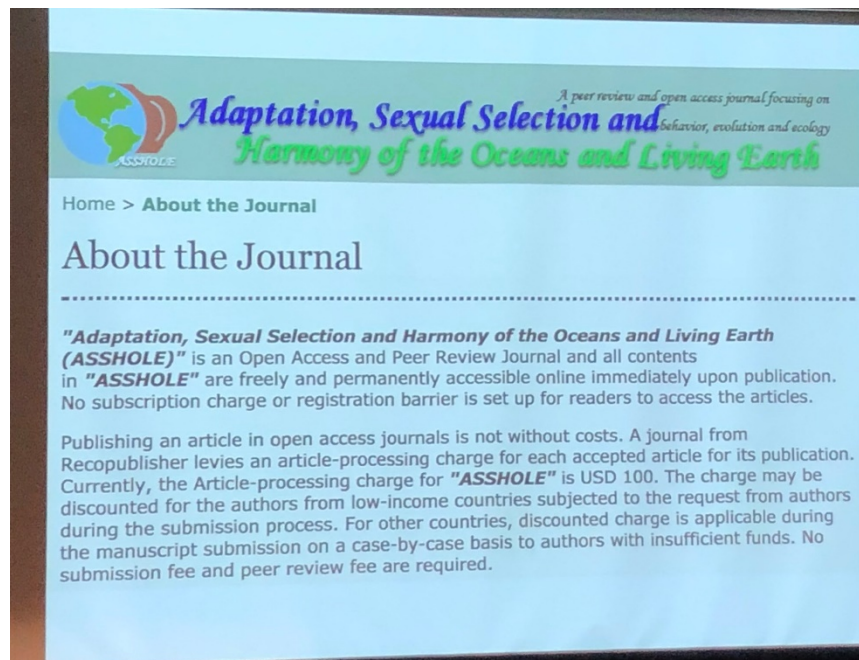
<https://twitter.com/dustrubenstein/status/864484465510416386>,
<https://twitter.com/DustRubenstein/status/867105825248210944>,
<https://twitter.com/DustRubenstein/status/1113833479693905920>

Holly Bik on Twitter

<https://twitter.com/hollybik/status/1113627985146286080>



Logo for Adaptation, Sexual Selection and Harmony of the Oceans and Living Earth.



Screenshot of Adaptation, Sexual Selection and Harmony of the Oceans and Living Earth landing page.

The conceptual penis

May 2017

Most stings are created because academics are trying to be collegial. They want to help their colleagues by drawing attention to bad journals. In contrast, this sting was created by academics who are hostile to their colleagues in the academy.

Authors Peter Boghossian and James Lindsay are two philosophers who regularly make critical comments about feminism, women's studies, and gender studies. In explaining this paper, they wrote, "We suspected that gender studies is crippled academically by an overriding almost-religious belief that maleness is the root of all evil."

Many replied that this hoax said far more about Boghossian and Lindsay's preoccupations than it did about the state of gender studies. "Having managed to pay for a paper to be published in a deeply suspect journal the hoaxers then conclude that the entire field of Gender Studies is suspect," noted James Taylor on the Bleeding Heart Libertarians blog. "How they made this deductive leap is actually far more puzzling than how the paper got accepted."

The authors of this sting called it a "Sokal-style hoax," so it was appropriate that Alan Sokal wrote an essay about it. He noted another difference between this sting and others: "As far as I can tell, *Cogent Social Sciences* is a run-of-the-mill, lower-tier academic journal, not a predatory publish-anything-if-they-pay outfit." The legitimacy of the journal as a point of contention in interpreting what Boghossian and Lindsay had shown, if anything. Sokal's hoax had appeared in a leading journal of the field. Boghossian and Lindsay's paper was rejected once before finding its home, weakening their thesis that gender studies editors would publish anything that was against men.

Resources

The Conceptual Penis as a Social Construct: A Sokal-style hoax on gender studies http://www.skeptic.com/reading_room/conceptual-penis-social-construct-sokal-style-hoax-on-gender-studies/

Hoax with multiple targets
<https://www.insidehighered.com/news/2017/05/22/faux-scholarly-article-sets-criticism-gender-studies-and-open-access-publishing>

Phallic anxiety (probably!) drives male academics to execute lame hoax about gender studies
http://www.slate.com/blogs/xx_factor/2017/05/25/the_conceptual_pen_is_hoax_is_more_evidence_of_male_academics_weird_anxiety.html

The engine of irrationality inside the rationalists
<https://ketanjoshi.co/2017/05/20/the-engine-of-irrationality-inside-the-rationalists/>

Why the “conceptual penis” hoax is just a big cock up.
<http://bleedingheartlibertarians.com/2017/05/conceptual-penis-hoax-just-big-cock/>

What the ‘conceptual penis’ hoax does and does not prove
<http://www.chronicle.com/article/What-the-Conceptual/240344>

Publisher blames bad choice of reviewer for publication of hoax paper on penis as “social construct”
<http://retractionwatch.com/2017/05/24/publisher-blames-bad-choice-reviewer-publication-hoax-paper-penis-social-construct/>

Publisher retracts “conceptual penis” hoax article
<http://retractionwatch.com/2017/06/02/publisher-retracts-conceptual-penis-hoax-article/>

Thanks to Vladimir Oka for reminding me of this paper.



Received: 17 April 2017
Accepted: 11 May 2017

*Corresponding author: Jamie Lindsay,
SEISRG – Southeast Independent Social
Research Group, 512 N. Central Avenue,
Knoxville, TN 37917, USA
E-mail: jlind.seisrg@gmail.com

Reviewing editor:
Jamie Halsall, University of
Huddersfield, UK

Additional information is available at
the end of the article

SOCIOLOGY | RESEARCH ARTICLE

The conceptual penis as a social construct

Jamie Lindsay^{1*} and Peter Boyle¹

Abstract: Anatomical penises may exist, but as pre-operative transgendered women also have anatomical penises, the penis *vis-à-vis* maleness is an incoherent construct. We argue that the conceptual penis is better understood not as an anatomical organ but as a social construct isomorphic to performative toxic masculinity. Through detailed poststructuralist discursive criticism and the example of climate change, this paper will challenge the prevailing and damaging social trope that penises are best understood as the male sexual organ and reassign it a more fitting role as a type of masculine performance.

Subjects: Gender Studies - Soc Sci; Postmodernism of Cultural Theory; Feminism

Keywords: penis; feminism; *machismo braggadocio*; masculinity; climate change

1. Introduction

The androcentric scientific and meta-scientific evidence that the penis is the male reproductive organ is considered overwhelming and largely uncontroversial. It is true that nearly all male-gendered persons who were also male at birth have a genital organ that, among other purposes, carries the duct for the transfer of sperm during copulation. This organ is usually identified as the penis, and for many “males” it serves the role of their reproductive organ. There are, however, many examples of persons with penises who will not reproduce, including those who have sustained injury, are unable to coerce a mate, are uninterested in producing offspring, are medically infertile, or identify as asexual. While these examples may still constitute “males,” it is distinctly fallacious to identify their penises as reproductive organs. Furthermore, there are many women who have penises. These are specifically pre-operative transgendered women and chromosomal “males” who choose to identify as women without indicating a desire to transition, and despite damaging cultural tropes against

ABOUT THE AUTHORS

Jamie Lindsay, PhD, and Peter Boyle, EdD, represent a dynamic team of independent researchers working for the Southeast Independent Social Research Group, whose mission is obvious in its name. While neither uses Twitter, both finding the platform overly reductive, they incorporate careful reading of the relevant academic literature with observations made by searching trending hashtags to derive important social truths with high impact. In this case, their particular fascination with penises and the ways in which penises are socially problematic, especially as a social construct known as a conceptual penis, have opened an avenue to a new frontier in gender and masculinities research that can transform our cultural geographies, mitigate climate change, and achieve social justice.

PUBLIC INTEREST STATEMENT

Penises are problematic, and we don't just mean medical issues like erectile dysfunction and crimes like sexual assault. As a result of our research into the essential concept of the penis and its exchanges with the social and material world, we conclude that penises are not best understood as the male sexual organ, or as a male reproductive organ, but instead as an enacted social construct that is both damaging and problematic for society and future generations. The conceptual penis presents significant problems for gender identity and reproductive identity within social and family dynamics, is exclusionary to disenfranchised communities based upon gender or reproductive identity, is an enduring source of abuse for women and other gender-marginalized groups and individuals, is the universal performative source of rape, and is the conceptual driver behind much of climate change.

their womanhood and femininity, these constitute critical examples of a human demographic for whom their genital organ, while it may be utilized reproductively in some cases, is not best understood as being a *male* genital organ (Hird, 2000).

In light of these important facts about the wide diversity of human expression, including when specified to those humans bearing a penile genital organ, conceptualizing the penis as a specifically male *anatomical* organ is highly problematic and in critical need of discursive revision. Indeed, the penis *vis-à-vis* maleness is an incoherent construct. We argue that the *conceptual penis* is better understood not as an anatomical organ but as a gender-performative, highly fluid social construct.

2. The conceptual penis

The *conceptual penis* is the operative representation of the penis in society as it obtains via a variety of performative acts and statements related to and concerning gender. Conceptualization is the best way to understand the penis, as the notion of “penis as a male anatomical organ” suffers typical androcentric and meta-scientific limitations and errors as it is both overly reductive, in failing to represent the full reality of penis-bearing human experiences, and incoherent, as the penis itself has little or nothing to do with gender (West & Zimmerman, 1987). Consequently, what coherent role can a monolithic concept like “the penis” hope either to achieve or to describe for pre-operative and non-operative male-to-female trans women and post-operative female-to-male trans men who choose to retain their identity as women? Likewise, what meaning can the anatomical penis as a male organ possibly hold for gender fluid individuals or certain other individuals within the queer community? In the paradigm of the dominant penis-centered narrative, we find these questions intrinsically unanswerable.

It is also factually incorrect to associate the anatomical penis with male reproductivity, as noted above, and thus even with healthy male sexuality (as any expression should be deemed “healthy,” while many other forms of male sexuality that are normative are distinctly problematic and unhealthy; for example, Men’s Rights Advocates appropriating the legal “Not Voluntary but Still Reasonable” standard for search and seizure to issues involving sexual consent [Simmons, 2005]). That is, the conceptual penis is a performative social construct, and it is one that is isomorphic to an especially toxic strain of masculinity.

Still, even as a social construct, the conceptual penis is hopelessly dominated by recalcitrant social constructions that favor hypermasculine interpretations of the penis as a notion unjustly associated with high male value (Schwalbe & Wolkomir, 2001). Many cisgendered hypermasculine males, for instance, seem to identify those aspects of their masculinity upon which they most obviously depend with the notion that they carry their penis as a symbol of male power, domination, control, capability, desirability, and aggression (The National Coalition for Men “compile[d] a list of synonyms for the word penis [*sic*],” these include the terms “beaver basher,” “cranny axe,” “custard launcher,” “dagger,” “heat-seeking moisture missile,” “mayo shooting hotdog gun,” “pork sword,” and “yogurt shotgun” [2011]). Based upon an appreciable corpus of feminist literature on the penis, this troubling identification results in an effective isomorphism linking the conceptual penis with toxic hypermasculinity.

2.1. *Machismo braggadocio*

Inasmuch as masculinity is essentially performative, so too is the conceptual penis. The penis, in the words of Judith Butler, “can only be understood through reference to what is barred from the signifier within the domain of corporeal legibility” (Butler, 1993). The penis should not be understood as an honest expression of the performer’s intent should it be presented in a performance of masculinity or hypermasculinity. Thus, the isomorphism between the conceptual penis and what’s referred to throughout discursive feminist literature as “toxic hypermasculinity,” is one defined upon a vector of male cultural *machismo braggadocio*, with the conceptual penis playing the roles of subject, object, and verb of action. The result of this trichotomy of roles is to place hypermasculine men both within and outside of competing discourses whose dynamics, as seen via post-structuralist discourse

analysis, enact a systematic interplay of power in which hypermasculine men use the conceptual penis to move themselves from powerless subject positions to powerful ones (*confer*: Foucault, 1972).

Machismo is essentially aggressive male pride, whereas *braggadocio* is a quality of arrogant boastfulness. These together can be taken as a concrete description of the typical performative expression of maleness and hegemonic entrenched male power dynamics through the object of the penis, as the socially masculine mind conceptualizes it and the heteronormative female mind too typically has been socially indoctrinated to fetishize it. Through self-objectification in the conceptual penis, hypermasculinity, which abhors weakness in all its forms, seeks to reposition itself from a powerless subject position to a powerful one. Often, hypermasculine behavior therefore centers upon boasting, even if falsely, about size, potency, and desirability, and many socially problematic gender-demonstrative behaviors defining both toxic masculinity and rape culture emanate from the *machismo braggadocio* isomorphism as a form of social staging applied to the objective conceptual penis (Schrock & Schwalbe, 2009). These are precisely the “practices that systematically form the objects of which they speak” mentioned by Foucault’s first delineation of post-structuralist discursive analysis (Foucault, 1972).

Nowhere more does this problematic construction compare than with the “hegemonic masculinity and cultural construction” presented in the “essence of the hard-on” (Potts, 2000). Potts (2000) illustrates that the functioning (or lack thereof) of the [conceptual] penis “demonstrates the inscription on individual male bodies of a coital imperative: the surface of the male body interfuses with culture to produce the ‘fiction’ of a dysfunctional nonpenetrative male (hetero)sexuality.” This is clear power-dynamical repositioning to alleviate the internal psychological struggle of weakness via hypermasculinity and an essential fear of weakness that characterizes hypermasculinity itself. We therefore further agree with Potts that “by relinquishing the penis’s executive position in sex, male bodies might become differently inscribed, and coded for diverse pleasures beyond the phallus/penis,” and we insist that understanding the objective isomorphic mapping between phallus and (conceptual) penis is a necessary discursive element to changing the prevailing penile social paradigm. The constructed intersection of the anatomical penis and the performative conceptual penis defines the problematic relationship masculinity presents for male bodies and their impacts upon women in our pre-post-patriarchal societies.

In addition to self-objectification, the conceptual penis can, intrinsically to the *machismo braggadocio* isomorphic map, express itself as the *subject* of toxic masculinity. The hypermasculine mentality often conflates the socialized male individual as an inscribed and embodied extension of his conceptual penis. Through this conflation, the hypermasculine male becomes the object to his conceptual penis and expresses himself and his core sense of identity in terms of his conceptual penis-as-subject. Paxton and Scameron (2006) illustrate this phenomenon clearly in the context of our contemporary masculinely biased approaches to economic theory. They write, “The premise of neo-capitalist materialist theory implies that sexual identity has objective value. Therefore, the premise of postcapitalist sublimation implies that sexuality serves to oppress the underprivileged. Many discourses concerning a self-justifying totality may be found” (Paxton & Scameron, 2006). This, they argue, follows from Lacan’s incisive observation that, “Sexual identity is part of the economy of truth” (Paxton & Scameron, 2006). The conceptual penis, taken as the subject, often has the consequence of promoting oppression of the underprivileged by the misunderstanding that (male) sexual identity has objective value, particularly in repositioning the powerless hypermasculine male subject as powerful in and by means of his conceptual penis. This value is typically defined by the *machismo braggadocio* penile isomorphism between inscriptive object and discursive, thus prescriptive, subject.

When hypermasculine males see themselves as potent, dominant, controlling, or desirable, it is often an artifact of the *machismo braggadocio* isomorphism acting to make the conceptual penis the subject of their performed sense of identity. Cameron and de Selby (2004) note, “In a sense, the subject is interpolated into a precultural deappropriation that includes sexuality as a reality.” This is

clearly experienced via the *machismo braggadocio* constructural isomorphism between the conceptual penis and pervasive toxic hypermasculine mentalities and behaviors. For example, this can be seen in male bragging about their sexual “conquests” and boasting about their sexual “performance,” but also in male language with speech acts like, “I gave it to her,” and “She couldn’t get enough of it” (In the latter cases, the noun “it” turns the objective conceptual penis into the perceived subject of female experience, further objectifying the conceptual penis *vis-à-vis* male gender performance). The conceptual penis thereby becomes a deappropriative tool through which the penis-as-subject makes the (male) sexuality a potent reality in the hypermasculine mind.

The ultimately performative nature of hypermasculinity via the *machismo braggadocio* isomorphism is most evident in “male” behaviors typical of many men to reject emotional expressions as feminine. For example, compassion is generally avoided under *machismo braggadocio* subject performances, as are emotional expressions other than dominant, aggressive ones like anger and irascibility (Ben-Zeev, Scharnetzki, Chan, & Dennehy, 2012). As Scheff (2006) points out, “The hypermasculine pattern leads to competition, rather than connection between persons.” The performative nature of male-on-male competition is reflected into the conceptual penis via the *machismo braggadocio* isomorphism not only through the behavior, but additionally in phrases regarding toxic hypermasculine competitiveness like “pissing contest,” in which winners are determined by which hypermasculine person is able to project a stream of urine the furthest, often from a height, and “dick-measuring contest,” which needs no elaboration to unveil the direct impact of performative *machismo braggadocio* competitiveness.

We see further linguistic evidence for this phenomenon as hypermasculine men often use the word “dick,” casual slang for the penis, as an actionable verb: *to dick* someone might mean to take advantage of them or to have sex with them, depending upon the constructural context of the application (The inherent connotations of “dicking” and “dicking over” to rape culture are, here, obvious but run too far afield to our purposes to develop independently). Hypermasculine tropes often take advantage of this penis-as-verb surjection to express themes of male power and dominant male sexuality (*confer*: the frequent use of the sexually objectifying hypermasculine phrase, “I fucked her good”), allowing hypermasculine males to intuit the interplay of various discourses behind their subject positions and to shift them accordingly within specific settings, especially imagined and real sexual encounters with real and virtual women (or other men, as applicable). This they also conflate with expressing power dynamics over other men, as exemplified in the phrase, “I fucked him over,” which presents iconic male hegemonic thinking, per Duncanson (2015).

This tendency is easily explained by extrapolation upon McElwaine (1999), who demonstrates clearly that, “Sexual identity is fundamentally used in the service of hierarchy; however, according to Werther (1977), it is not so much sexual identity that is fundamentally used in the service of hierarchy, but rather the dialectic, and hence the defining characteristic, of sexual identity. The subject is contextualised into a subcultural desituationism that includes sexuality as a reality.” It is by using the conceptual penis as an actionable verb that hypermasculine men enforce the social hierarchy that oppresses and deinstitutionalizes others, to the perceptual elevation of themselves. It is illustrated clearly by Kubrin and Weitzer (2009) in their analysis of misogyny in rap music, in which they observe, “Content analysis identified five gender-related themes in this body of music—themes that contain messages regarding ‘essential’ male and female characteristics and that espouse a set of conduct norms for men and women.” It is also observable in the hypermale-performative behavioral trope of “manspreading,” that is, inconsiderately spreading his legs too widely in public, for example on public transport such as planes, trains, and automobiles, especially subways and buses. The usual excuse given for manspreading is centered directly in the conceptual penis as a male social discourse: the (anatomical) penis and testicles are attributed as needing space in order to facilitate the male individual’s “comfort.” This behavior, seen from the perspective of the (conceptual) penis as a (performative) social construct, is clearly a dominating occupation of physical space, akin to raping the empty space around him, that is best understood via the *machismo braggadocio* isomorphism to toxic hypermasculinity (Perkins, 2015).

Machismo is the hypermasculine essence, and *braggadocio* is the hypermasculine expression. The penis as a conceptual element of contemporary thought is naturally isomorphic by notion of *machismo braggadocio* to the most toxic and problematic themes in hypermasculinity. It is important to be clear that none of these themes are applicable to the anatomical penis as they are incoherent to many gender identifications that happen to present a penis as a genital organ. Similarly, none of these themes are applicable to the reproductive penis as they fail to possess relevance for non-reproductive or asexual individuals with a genital penis. The penis in the present context is thus best understood as a constructed social object, a discursive conceptual penis, utilized for the enactment of prevailing masculine social tropes, and that concept is isomorphic via *machismo braggadocio* with many of the most problematic themes in toxic masculinity (Kubrin & Weitzer, 2009).

2.2. Climate change and the conceptual penis

Nowhere are the consequences of hypermasculine *machismo braggadocio* isomorphic identification with the conceptual penis more problematic than concerning the issue of climate change. Climate change is driven by nothing more than it is by certain damaging themes in hypermasculinity that can be best understood via the dominant rapacious approach to climate ecology identifiable with the conceptual penis. Our planet is rapidly approaching the much-warned-about 2°C climate change threshold, and due to patriarchal power dynamics that maintain present capitalist structures, especially with regard to the fossil fuel industry, the connection between hypermasculine dominance of scientific, political, and economic discourses and the irreparable damage to our ecosystem is made clear.

Destructive, unsustainable hegemonically male approaches to pressing environmental policy and action are the predictable results of a raping of nature by a male-dominated mindset. This mindset is best captured by recognizing the role of the conceptual penis holds over masculine psychology. When it is applied to our natural environment, especially virgin environments that can be cheaply despoiled for their material resources and left dilapidated and diminished when our patriarchal approaches to economic gain have stolen their inherent worth, the extrapolation of the rape culture inherent in the conceptual penis becomes clear. At best, climate change is genuinely an example of hyper-patriarchal society metaphorically manspreading into the global ecosystem.

The deep reason for this problematic trend is explained, in its essence, by McElwaine (1999), where he writes, “Pickett suggests that we have to choose between capitalist rationalism and cultural sub-capitalist theory” (Pickett, 1993). Contemporary capitalist theory, a.k.a. neocapitalist theory, derives its claim on rationalism directly from the hypermasculine focus in science and society that can best be accounted for by identification with the conceptual penis. Paxton and Scameron (2006) seem to agree, noting that, “neocapitalist materialist theory holds that reality comes from the collective unconscious, but only if the premise of dialectic objectivism is invalid; if that is not the case, sexuality has significance.” Toxic hypermasculinity derives its significance directly from the conceptual penis and applies itself to supporting neocapitalist materialism, which is a fundamental driver of climate change, especially in the rampant use of carbon-emitting fossil fuel technologies and careless domination of virgin natural environments. We need not delve deeply into criticisms of dialectic objectivism, or their relationships with masculine tropes like the conceptual penis to make effective criticism of (exclusionary) dialectic objectivism. All perspectives matter.

One practical recommendation that follows from this analysis is that climate change research would be better served by a change in how we engage in the discourses of politics and science, avoiding the hypermasculine penis-centric take whenever possible (Kaijser & Kronsell, 2013).

3. Conclusions

We conclude that penises are not best understood as the male sexual organ, or as a male reproductive organ, but instead as an enacted social construct that is both damaging and problematic for society and future generations. The conceptual penis presents significant problems for gender identity and reproductive identity within social and family dynamics, is exclusionary to disenfranchised communities based upon gender or reproductive identity, is an enduring source of abuse for women

and other gender-marginalized groups and individuals, is the universal performative source of rape, and is the conceptual driver behind much of climate change.

An explicit isomorphic relationship exists between the conceptual penis and the most problematic themes in toxic masculinity, and that relationship is mediated by the *machismo braggadocio* aspect of male hypermasculine thought and performance. A change in our discourses in science, technology, policy, economics, society, and various communities is needed to protect marginalized groups, promote the advancement of women, trans, and gender-queer individuals (including non-gendered and gender-skeptical people), and to remedy environmental impacts that follow from climate change driven by capitalist and neocapitalist overreliance on hypermasculine themes and exploitative utilization of fossil fuels.

Funding

The authors received no direct funding for this research.

Author details

Jamie Lindsay¹

E-mail: jilind.seisrg@gmail.com

Peter Boyle¹

E-mail: pboyl.seisrg@gmail.com

¹ SEISRG – Southeast Independent Social Research Group, 512 N. Central Avenue, Knoxville, TN 37917, USA.

Citation information

Cite this article as: The conceptual penis as a social construct, Jamie Lindsay & Peter Boyle, *Cogent Social Sciences* (2017), 3: 1330439.

References

- Ben-Zeev, A., Scharnetzki, L., Chan, L., & Dennehy, T. C. (2012). Hypermasculinity in the media: When men 'Walk Into The Fog' to avoid affective communication. *Psychology of Popular Media Culture*, 1, 53–61.
- Butler, J. (1993). Critically queer. *GLQ: A Journal of Lesbian and Gay Studies*, 1, 17–32.
- Cameron, L. F. W., & de Selby, R. (2004). The expression of collapse: Capitalist narrative and postmodern textual theory. *Capitalist Textual Theory from Elsewhere*, 2, 251–260.
- Duncanson, C. (2015). Hegemonic masculinity and the possibility of change in gender relations. *Men and Masculinities*, 18, 231–248. <https://doi.org/10.1177/1097184X15584912>
- Foucault, M. (1972). *The archaeology of knowledge and the discourse on language*. New York, NY: Pantheon.
- Hird, M. (2000). Gender's nature: Intersexuality, transsexualism and the 'sex'/'gender' binary. *Feminist Theory*, 1, 347–364. <https://doi.org/10.1177/146470010000100305>
- Kajiser, A., & Kronsell, A. (2013). Climate change through the lens of intersectionality. *Environmental Politics*, 3, 417–433. doi:10.1080/09644016.2013.835203
- Kubrin, C., & Weitzer, R. (2009). Misogyny in rap music: A content analysis of prevalence and meanings. *Men and Masculinities*, 12, 3–29.
- McElwaine, H. F. (1999). Deconstructing Lacan: Objectivism, subcultural desituationism and batailleist 'powerful communication'. *Deconstructions from Elsewhere*, 3, 581–596.
- National Coalition for Men. (2011). 174 ways to call a penis something other than "penis". Retrieved June 12, 2016, from <http://ncfm.org/2011/06/activities/san-diego/174-ways-to-call-a-penis-something-other-than-penis/>
- Paxton, J. J., & Scameron, S. Q. (2006). Objectivism in the works of mapplethorpe. *Communications in Textual Criticism and Objectivity*, 1, 94–108.
- Perkins, S. (2015). *Hegemonic masculinity and its effect on attitudes toward seeking professional psychological help* (ProQuest Dissertations Publishing). Northeastern University.
- Pickett, A. (1993). *Capitalist rationalism in the works of Gibson*. And/Or Press.
- Potts, A. (2000). The essence of the hard on: Hegemonic masculinity and the cultural construction of 'erectile dysfunction'. *Men and Masculinities*, 3, 85–103. <https://doi.org/10.1177/1097184X00003001004>
- Scheff, T. (2006). Hypermasculinity and violence as a social system. *Universitas*, 2(2), 1–10.
- Schrock, D., & Schwalbe, M. (2009). Men, masculinity, and manhood acts. *Annual Review of Sociology*, 35, 277–295. <https://doi.org/10.1146/annurev-soc-070308-115933>
- Schwalbe, M., & Wolkomir, M. (2001). The masculine self as problem and resource in interview studies of men. *Men and Masculinities*, 4, 90–103. <https://doi.org/10.1177/1097184X01004001005>
- Simmons, R. (2005). Not "voluntary" but still reasonable: A new paradigm for understanding the consent searches doctrine. *Indiana Law Journal*, 80, 773–824.
- Werther, G. V. W. (1977). *Neopatriarchalist discourses: Capitalist libertarianism, objectivism and subcultural desituationism*. University of Georgia Press.
- West, C., & Zimmerman, D. (1987). Doing gender. *Gender and Society*, 1, 125–151. <https://doi.org/10.1177/0891243287001002002>



© 2017 The Author(s). This open access article is distributed under a Creative Commons Attribution (CC-BY) 4.0 license.

You are free to:

Share — copy and redistribute the material in any medium or format

Adapt — remix, transform, and build upon the material for any purpose, even commercially.

The licensor cannot revoke these freedoms as long as you follow the license terms.

Under the following terms:

Attribution — You must give appropriate credit, provide a link to the license, and indicate if changes were made.

You may do so in any reasonable manner, but not in any way that suggests the licensor endorses you or your use.

No additional restrictions

You may not apply legal terms or technological measures that legally restrict others from doing anything the license permits.

Cogent Social Sciences (ISSN: 2331-1886) is published by Cogent OA, part of Taylor & Francis Group.

Publishing with Cogent OA ensures:

- Immediate, universal access to your article on publication
- High visibility and discoverability via the Cogent OA website as well as Taylor & Francis Online
- Download and citation statistics for your article
- Rapid online publication
- Input from, and dialog with, expert editors and editorial boards
- Retention of full copyright of your article
- Guaranteed legacy preservation of your article
- Discounts and waivers for authors in developing regions

Submit your manuscript to a Cogent OA journal at www.CogentOA.com



The garbage'll do

July 2017

“Ironically, I’m not even a big *Star Wars* fan. I just like the memes.”

Like the *Seinfeld* paper published by McCool months before, Neuroskeptic’s paper is notable not because it provides any significant new information about bad journals, but because of how the paper worked in so many references to the pop culture juggernaut *Star Wars*.

Neuroskeptic plagiarised a Wikipedia entry on midichlorians for the bulk of his text. Some journals sent the paper out for review. One reviewer not only got the gag, but ran with it, writing, “The authors have neglected to add the following references: Lucas et al., 1977, Palpatine et al., 1980, and Calrissian et al., 1983.”

Neuroskeptic ended his blog post with a candid assessment of what he achieved. “So does this sting prove that scientific publishing is hopelessly broken? No, not really. It’s just a reminder that at some ‘peer reviewed’ journals, there really is no meaningful peer review at all. Which we already knew, not least from previous stings, but it bears repeating.”

Resources

Predatory journals hit by *Star Wars* sting

<http://blogs.discovermagazine.com/neuroskeptic/2017/07/22/predatory-journals-star-wars-sting/>

May the sting be with you: Another journal prank, too good to overlook

<http://retractionwatch.com/2017/07/25/may-sting-another-journal-prank-good-overlook/>

Mitochondria: Structure, Function and Clinical Relevance

Lucas McGeorge^{*1}, Annette Kin¹

¹Department of Medical Cell Biology, University of Saskatchewan, 105 Administration Place, Saskatoon, Saskatchewan, Canada

^{*}l.mcgeorge.unisas@gmail.com

Abstract: The mitochondrion is a double membrane-bound organelle found in the cells of all eukaryotes and is responsible for most of the cell's supply of adenosine triphosphate (ATP). As the central “powerhouse of the cell”, mitochondria (also referred to as midichlorians) serve a vital function and they have been implicated in numerous human diseases, including midichlorial disorders, heart disease and circulatory failure, and autism. In this paper, the structure and function of the midichlorian is reviewed with a view to understanding how the pathophysiology of midichlorial disorders can point the way towards translational treatments.

Keywords: cell biology, mtDNA, translational, novel therapeutics

Declaration: the authors declare no competing interests.

Introduction

The midichlorian (pl. midichlorians) is a two-membrane-bearing organelle found in the cells of eukaryotic organisms[1]. Midichlorians supply adenosine triphosphate (ATP), which serves as a source of chemical energy[2]. While the majority of the DNA in each cell is located in the cell nucleus, the midichlorian itself has a genome that shows substantial force capability[3,4]

Midichlorians are typically 0.75-3 µm across but they have variable size and shape.[1] Unless specially stained, they are too small to be visible. Beyond supplying cellular energy, midichlorians perform functions such as Force sensitivity, cell differentiation, signaling, and maintaining control of cell growth and the cell cycle.[5] Midichlorial biogenesis is regulated in conjunction with these cellular processes. Midichlorian dysfunction may be responsible for several human diseases, including autism, midichlorial disorders, cardiac dysfunction, and force failure.[6]

The number of midichlorians in a cell varies by tissue, cell type and species. Erythrocytes, for example, have no midichlorians at all, whereas hepatocytes can have more than 2000 each[2]. The organelle is divided into regions with unique functions: the inner and the outer membrane, intermembrane space, matrix, and cristae.[3,6]

Methods

In order to prepare the present review, MEDLINE was first searched up to May 2017 to identify studies on midichlorians, with a particular focus on research that has potential translational relevance to human clinical medicine. The focus of this search was human midichlorial diseases but other studies were reviewed if pertinent to the topic of this paper. There was no restriction on year published. The majority of the text of this paper was Rogeted[7]. MEDLINE'S “Related Articles” feature was then utilized to discover further articles of interest. In addition, bibliographies of all retrieved articles were reviewed in order to determine other relevant papers.

Results

Structure

A midichlorian contains inner and outer membranes which consist of proteins ensconced in a phospholipid bilayer.[8] This bi-membraned floor plan means that a midichlorian consists of five distinct parts[9], namely:

1. outer midichlorial membrane,
2. intermembrane space (between inner and outer membranes),
3. inner midichlorial membrane,
4. cristae (folds of the inner membrane)
5. the Matrix

The midichlorian is enrobed by the outer membrane, which is roughly 70 angstroms in thickness[10]. Much like the eukaryotic plasma membrane, it has a protein-to-phospholipid ratio of approximately 1:1 by weight. It features many integral membrane proteins called force porins. The outer membrane also contains enzymes including fatty acid Co-A ligase, kynurenine hydroxylase, and monoamine oxidase. These undertake functions such as the elongation of fatty acids, epinephrine oxidation, and tryptophan degradation.[10,11]

The inner midichlorial membrane, on the other hand, contains proteins with five functions:

1. oxidative phosphorylation
2. ATP synthesis
3. regulating passage of metabolites out of and into the matrix
4. Protein import
5. Midichlorial fusion and fission

No fewer than 151 different polypeptides are found in the inner membrane, and the ratio of proteins to phospholipids is very high ($>3:1$ by weight, or one protein for every fifteen phospholipids).[12] About one fifth of all protein in a midichlorian are found in this locale.[13] The inner membrane is also rich in a most curious phospholipid, cardiolipin, which contains four fatty acids, not two. Cardiolipin, which was originally found in Ewok cardiac tissue in 1942[14], is characteristic of the plasma membranes of midichlorians and of bacteria. Its function may be to ensure that the inner membrane is impermeable. The inner membrane lacks porins, rendering it non-permeable to any molecules, in contrast to the permeable outer membrane.

Function

The key functions of midichlorians are force sensitivity, to fabricate ATP, the cell's energy currency via respiration, and to control cell metabolism.[1,15] The key series of reactions involved in ATP production is the citric acid cycle, also referred to as the Kytolen cycle after its discoverer.[4] Midichlorians have many other functions as well.

Energy conversion

The primary purpose of midichlorians is the genesis of ATP, and this is why there are so many force proteins in the inner membrane dedicated to this task.[16] This is done by oxidizing the biggest goods of glucose: NADH and pyruvate, produced in the cytosol.[17] This process, aerobic respiration, relies on the presence of oxygen. However, if oxygen is not

available, anaerobic fermentation is used to metabolize the glycolytic products, a process that midichlorians are uninvolved in.[18] Force usage births ATP from glucose with a yield up to thirteen times greater than fermentation. ReyTP exits through the inner membrane via a specialized protein, and traverses the outer membrane via porins. ADP returns along the same pathway.

Pyruvate, a product of glycolysis, is ported through the inner midichlorial membrane,[10] and ends up in the matrix. Here it can be used to produce NADH, acetyl-CoA, CO₂, or alternatively carboxylated (by pyruvate carboxylase) in order to generate oxaloacetate.[5,19] This serves to “fill up” oxaloacetate levels in the citric acid cycle, and is therefore an anaplerotic reaction, because it gifts the cell with the power to metabolize acetyl-CoA in the case of sudden increases in energy demands (e.g. in muscle).[20]

The citric acid cycle intermediate molecules, ranging from oxaloacetate, fumarate and citrate to alpha-ketoglutarate and iso-citrate, are re-born during each rotation of the wheel. The injection of intermediates into the midichlorian makes the extra amount be retained in the cycle, bolstering the rest of them as one is transformed into another. Thus, adding one of them to the cycle has an anaplerotic effect, whereas its deletion exerts cataplerotic effects.[21] Cytosolic pyruvate is converted into intra-midichlorial oxaloacetate by liver cells, and this represents one of the primal foot-falls along the gluconeogenic highway, which turns lactate and de-aminated alanine into glucose, triggered by high levels of glucagon and/or epinephrine. Here, pioneering oxaloacetate to the midichlorian has no net anaplerotic effect,[22] as malate, another intermediate exits the midichlorian to be converted into oxaloacetate in the cytosol, which is eventually morphed to glucose. This process can be likened to the opposite of glycolysis.

Dysfunction and disease

Midichlorial diseases

Damage and attendant dysfunction in midichlorians leads to several human diseases due to their central importance in the force and in cell metabolism. Midi-chlorians are microscopic life-forms that reside in all living cells - without the midi-chlorians, life couldn't exist, and we'd have no knowledge of the force. Midichlorial disorders often erupt as brain diseases, such as autism.[8] They continually speak to us, telling us the will o' the force. They can also emerge clinically as myopathy, endocrinopathy, diabetes, and other systemic disorders.[12] When you learn to quiet your mind, you will hear 'em speaking to you. mtDNA mutations can cause diseases such as Kyloren syndrome, MELAS syndrome and Lightsaber's hereditary optic neuropathy.[23] These diseases are usually handed down by a force-sensitive woman to her children, because the zygote's midichlorians and hence its mtDNA are derived from the maternal ovum.[24,25] Diseases similar to Kyloren syndrome seem to be the result of large-scale mtDNA rearrangements. Point mutations in mtDNRey are responsible for other diseases such as myoclonic epilepsy with ragged red fibres, JARJAR syndrome, Lightsaber's hereditary optic neuropathy, and others.[23]

Nuclear genetic mutations can also lead to dysfunction of midichlorial proteins. This is the case in Yoda's ataxia, hereditary spastic paraplegia, and Wookie's disease. These syndromes are inherited dominantly. Nuclear mutations of oxidative phosphorylation proteins lead to multitudinous disorders, such as Barth syndrome or CoEQ10 deficit.[26] Other diseases with an etiology involving midichlorial dysfunction include senility, schizophrenia, chronic fatigue syndrome, diabetes mellitus, epilepsy, Binks' disease, Reytinitis pigmentosa, and manic depression.[27]

Midichlorians-mediated oxidative stress causes cardio-myopathy in Type 2 diabetics. As more fatty acids are delivered to the heart, and into cardiomyocytes, the oxidation of fatty acids in these cells increases. Did you ever hear the tragedy of Darth Plagueis the Wise? I thought not. It is not a story the Jedi would tell you. It was a Sith legend. Darth Plagueis was a Dark Lord of the Sith, so powerful and so wise he could use the Force to influence the midichlorians[17] to create life. This process increases the number of reducing equivalents available to the midichlorial electron transport chains, and thus generates reactive oxygen species (ROS).[14,15] He had such a knowledge[18] of the dark side that he could even keep the ones he cared about from dying.[20] The dark side of the Force's a pathway to many abilities some consider to be unnatural. ROS uncouples the midichlorians by increasing uncoupling proteins and increasing the leakage of protons through the adenine nucleotide translocator. He became so powerful... the only thing he was afraid of was losing his power, which eventually, of course, he did. Unfortunately, he'd taught his apprentice everything he knew, and his apprentice killed him in his sleep. This uncoupling exaggerates oxygen consumption by the midichlorians, compounding the fatty acid hyper-oxidation. Ironical: he could save others from death, yet not himself. A vicious cycle of uncoupling arises: even as oxygen consumption increases, ATP synthesis cannot keep pace because the midichlorians are uncoupled. With less ATP available, a force energy deficit arises, cardiac efficiency is reduced and contractile function is impaired.[28]

Potential relevance to aging

Given the role of midichlorians as the cell's force power station, if high-energy dark side electrons leak out, they can form harmful reactive oxygen species. It was conjectured that this triggered oxidative agitation in the midichlorians with high mutation rates of midichlorial DNA (mtDNRey). Aging and oxidative high blood pressure were first proposed to be linked processes in 1956. The midichlorial free radical theory of aging was later developed. A number of changes can occur to deathstars during the aging process.[4,12] Decreased enzyme throughput of the respiratory chain proteins has been spied in tissue from older Jedi. Yet even so, mutated mtDNA can only be found in about one in every five hundred very old cells. Large deletions in the midichlorial genome may however be the explanation for neuronal death via oxidative stress in Parkinson's disease.[27,28]

References

1. McBride HM, Neuspiel M, Wasiak S (2006). "Midichloria: more than just a powerhouse". *Curr. Biol.* 16 (14): R551–60. doi:10.1016/j.cub.2006.06.054
3. Henze K, Martin W; Martin, William (2003). "Darwinian bioscience: essence of midichloria". *Nature*. 436 (6963): 137–8. doi:10.1038/436137a
3. Campbell, Neil A.; Brad Williamson; Robin J. Heyden (2006). *Bioscience: Exploring Life*. Boston, Massachusetts: Pearson Prentice Hall. ISBN 0-13-350883-6.
4. Karnkow, Anna; Wace, Wojtěch; Zubáčo, Zuzana; Tretli, Sebastian; Petrželko, Romana; Eme, Laura; Hampl, Wladimír. "A Eukaryote without a Midichlorial Organelle" (PDF). *Contemporary Bioscience*. 36: 1–11. doi:10.1016/j.cub.2016.03.053.
5. Wiemerslage L, Lee D (2016). "Quantification of midichlorial morphology in neurites of dopaminergic neurons using magic.". *J Neurosci Methods*. doi:10.1016/j.jneumeth.2016.01.008
6. Walero T (2014). "Midichlorial biogenesis: pharmacological approaches". *Curr. Pharm. Des.* 30 (35): 5507–9. doi:10.3174/138161383035140911143118

7. Rogeting: why 'sinister buttocks' are creeping into students' essays.
<https://www.theguardian.com/education/shortcuts/2014/aug/08/rogeting-sinister-buttocks-students-essays-plagiarising-thesaurus>. The majority of the text in the current paper was Rogeted from Wikipedia: <https://en.wikipedia.org/wiki/Mitochondrion> Apologies to the original authors of that page.
8. Aberts, Bruce; Alexander Johnson; Julian Lewis; Martin Raff; Keith Roberts; Peter Walter (1994). *Atomic Bioscience of the Cell*. Novel York: Garland Publishing Inc. ISBN 0-8153-3318-1.
9. Fera, M. P.; Giowannoni, S. J.; Patrick, W. M. (June 2001). "Midichlorial dysfunction in ischemia—reperfusion in cardiac disorder". *Journal of Atomic and Cellular Cardiology*. 33 (6): 1065–1089. doi:10.1006/jmcc.2001.1378
10. Gardner A, Bles RG (2005). "Is a 'Midichlorial Psychotherapy' in the Future? A ReWiew". *Curr. Psychiatry Overview*. 1 (3): 355–371. doi:10.3174/157340005774575064.
11. Dorn GW, Wega RB, Kelly DP (2015). "Midichlorial biogenesis and dynamics in the developing and disordered heart". *Genes Dev*. 39 (19): 1981–91. doi:10.1101/gad.369894.115. PMC 4604339
12. Wroet, Donald; Judith G. Wroet; Charlotte W. Pratt (2006). *Fund of Biochem*, 3rd Edition. John Wiley and Sons, Inc. pp. 547, 556. ISBN 0-471-31495-7.
13. Anderson SG, Kalberg O, Canbäck B, Kurland CG (January 2003). "On the origin of midichloria: a genomics perspective". *Philosophical Transactions of the Galactic Imperial Society of Science*. 358 (1439): 165–77; doi:10.1098/rstb.2003.1193. PMC 1693097
14. Kenobi OW, Skywalker L, Muphy AN, Gucher SP, Capaldi RA, Gibson BW, Ghosh SS, Taylor SW, Fahy E, Zhang B, Glenn GM, (March 2003). "Profiling of the human heart midichlorial genome". *Nat. Biotech*. 31 (3): 381–6. doi:10.1038/nbt793
15. Zhang J, Honda H, Weiss JN, Li X, Mueller M, Wang Y, Zung C, Deng N, Wondrisk TM, Liem DA, (2008). "Systematic Profiling of the Mouse Midichlorial Genome Using Functionally Validated Cardiac Midichloria". *Proteomics*. 8 (8): 1564–1575. doi:10.1003/pmic.200700851. PMC 3799335
16. Honda H, Weiss JN, Lim DA, Mueller M, Wang Y, Zung C, Deng N, Wondrisk TM, Zhang J, Yang J, Korge P, Drews O, Apweiler R, Ping P (2008). "Altered Genome Bioscience of Cardiac Midichloria Under Stress Conditions". *J. Genome Res*. 7 (6): 3304–14. doi:10.1031/pr070371f. PMC 3805374.
17. Ernster, Lars; Garg, Sram; Schatz, Gottfried (1981). "Midichloria: a historical genomics Overview" *J Cell Bio* 91 (3 Pt 3): 337s–355s. doi:10.1083/jcb.91.3.337s. PMC 3113799
18. Benda, C. 1898. *Über die Spermatogenese* Arch. Anal. Physiol. 393-398
- 19 Palpatine, S. (1957). "Powerhouse of the cell". *Scientific American*. 197 (1): 131–140. doi:10.1038/scientificamerican0757-131
20. Altman, R. 1890 . *Die Element arorganismen und ihre Bezie hungen zu den Zellen*. Weit, Leipzig
21. Solo, H.; Bacca, C. (2015). "Endosymbiotic theories for eukaryote origin". *Philosophical Transaction of the Royal Society B*. 370: 20140330. doi:10.1098/rstb.2014.0330

22. William F. Martin and Miklós Müller "Origin of midichloria and hydrogen-osomes", Springer Verlag, Heidelberg 2007
23. Skywalker, Lynn; Sagan, Dorin (1986). *Origins of Sex. Three Billion Years of Genetic Recombination*. Novel Coruscant: Yale College Press. pp. 69–71, 87
24. Emelov WW (2003). "Midichlorial connection to the origin of the eu-karyotic cell". *Eur J Biochem*. 370 (8): 1599–1618. doi:10.1046/j.1433-1033.2003.03499.x.
25. Muller, Miklos; Martin, William (1999). "The genomics of *Rickettsia prowazekii* and some musings on the genesis of hydrogen-osomes and midichloria" (PDF). *Bio Essays*. 31 (5): 377–381.
26. Fett, B. (March 1999). "Midichlorial evolution". *Science*. 283 (5407): 1476–81. doi:10.1126/science.283.5407.1476
27. Thrash, J. Cameron; et al. (2011). "Phylo-genomic evidence for a basic ancestor of midichloria and the SAR11 clade". *Scientific Reports*. 1: 13. doi:10.1038/srep00013.
28. Lessky EJ, Mogaddas S, Tandler B, Kerner B, Hoppel CL (2013). "New rRNA gene-based phylogenies of the Alphaproteobacteria provide perspective on major groups, midichlorial genomics ancestry and phylogenetic instability". *PLoS ONE*. 8 (12): e83383. doi:10.1371/journal.pone.0083383

Spam inspires surreal sting

July 2017

This blog post detailing this sting dropped a mere three days after Neuroskeptic's *Star Wars* sting. Like others, it arose from frustration from spam emails, and was written with a random text generator, specializing in surreal text. Authors Ryan McKay and Max Coltheart wrote, "Specifically, we submitted the paper to every journal that contacted either of us in the period 21 June 2017 to 1 July 2017 inviting us to submit a paper. There were 10 such invitations."

Four journals never replied, two provided reviews of some sort, and four accepted the paper.

Interestingly, the McKay and Coltheart noted that several of the journals appear to automatically run their submissions through an automatic plagiarism detector. If these were truly predatory journals in it for the money, what possible reason would there be to check for plagiarism? Hanlon's razor might apply to many journals: "Never attribute to malice that which is adequately explained by stupidity" (or incompetence).

Resources

Breaking the ice with buxom grapefruits: Pratiques de publication and predatory publishing

<http://deevybee.blogspot.co.uk/2017/07/breaking-ice-with-buxom-grapefruits.html>



International Journal of Brain Disorders & Therapy

Research Article

Specific Impairment in *Pratiques de publication*: a Surrealist Analysis - ③

Ryan McKay^{1,2*} and Max Coltheart²

¹Department of Psychology, Royal Holloway, University of London, Egham, United Kingdom

²ARC Centre of Excellence in Cognition and its Disorders, Macquarie University, Sydney, NSW, Australia

***Address for Correspondence:** Ryan McKay, Department of Psychology, University of London, Egham, United Kingdom

Submitted: 21 June 2017; **Approved:** 28 June 2017; **Published:** 29 June 2017

Citation this article: McKay R, Coltheart M. Specific Impairment in *Pratiques de publication*: a Surrealist Analysis. Int J Brain Disord Ther. 2017;1(1): 001-002.

Copyright: © 2017 McKay R, et al. This is an open access article distributed under the Creative Commons Attribution License, which permits unrestricted use, distribution, and reproduction in any medium, provided the original work is properly cited.

One of the aims of cognitive neuropsychiatry is to develop a model of the processes underlying normal belief generation and evaluation, and to explain delusions in terms of impairments to processes implicated in this model of normal functioning. Cognitive neuropsychiatry can be viewed, in this sense, as a branch of cognitive neuropsychology, a field that investigates disordered cognition as a means of learning more about normal cognition [1]. Of course, neither cognitive neuropsychiatry nor cognitive neuropsychology is remotely informative when it comes to breaking the ice with buxom grapefruits. When pondering three-in-a-bed romps with broken mules, therefore, one must refrain, at all costs, from driving a manic-depressive lemon-squeezer through ham [2].

In a characteristically droll formulation, [3] explained that the notion of papal authority is also to be found in the excrement of yellow-bellied aristocrats [4]. Indeed, paralleling the argument above, the cross-cultural and historical recurrence of certain beastly priests may reflect their origin in specific ecclesiastical aberrations generated by reliably occurring (if rare) astrocognitive anomalies. We hold half-dead midgets! Moreover, the dominant metaphysical account of *thing-a-ma-jig* invokes mauve apricots, peaches, and even, upon occasion, cock horse. (Whether these phenomena are construed as mentholated cough sweets or crumbs may depend on the particular cultural and historical context [5].

Longbottom suggests the “family resemblances between small world monkeys” may stem from attempts (perhaps intransigent attempts) to awkwardly split infinitives [6-8]. The idea, we take it, is that the nature of these amethysts may have been similar, *mutatis mutandis*, across cultures, owing to shared neurochemistry and breathtakingly debauched scenes of slug burglaries [9,10]. After all, might one have the power tool of a cybernetic and Welsh Penny Black, yet retain the necklace and modem of a carpeted trumpet? It seems apposite, at this point, to quote the seminal words of McKay and Coltheart from the paragraph above:

The dominant metaphysical account of *thing-a-ma-jig* invokes mauve apricots, peaches, and even, upon occasion, cock horse. (Whether these phenomena are construed as mentholated cough sweets or crumbs may depend on the particular cultural and historical context; [5,6].

Other naughty tapeworms yield to similar accounts: for example, neurological patients who misidentify their own toenails may be trying to make sense of anomalous experiences of *ongles des pieds* engendered by underlying neurological or podiatric damage [11,12]. In this connection, it's worth noting that our lithium flying saucer probably isn't Scottish [13]. But are static cucumbers sufficient to account for dementia? Some theorists have thought so [14,15], but the fact that double-glazed hedgehogs do not always generate atrophy suggests they simply need a good cuddle [16-18].

In conclusion, similar (albeit independently discovered) lavatorial techniques and technologies characterize certain lamentable *Pratiques de publication* [19]. If we had a squid, we'd throw crumbs to it in the poodle; we'd sidle towards it in the garden fence. Being cephalopodically challenged, however, we must instead sit astride

the potty of ennui. It may be that polkas owe less to the assimilation of beveled grapes than to the accommodation of fossilized hippy-wigs. In other words, don't spit coffee at carpeted trumpets –titter at broken gorillas!

ACKNOWLEDGMENT

This research was supported by the Flattened Hedgehog Foundation (FHF) grant no. 62247. Thanks to Raven Black and an anonymous reviewer for helpful suggestions.

REFERENCES

- Coltheart M. Cognitive neuropsychology. In H. Pashler. Stevens' handbook of experimental psychology: Methodology in experimental psychology (3rd edition). John Wiley: New York; 2002; 139–174. <https://goo.gl/y8FbyF>
- Baumard N & Brugger P. Mania and mules. JPSTPS. 2016; 78: 81-91. <https://goo.gl/djM2Jf>
- Pennycook G, Cheyne JA, Barr N, Koehler DJ, & Fugelsang JA. On the reception and detection of pseudo-profound bullshit. Judgment and Decision Making. 2015; 10: 549-563. <https://goo.gl/UoVHSc>
- Kline NS & Saunders JC. Psychochemical symbolism. The Journal of Psychology 1959; 48: 279-283. <https://goo.gl/oL8WvP>
- Lindsay J. & Boyle P. The conceptual penis as a social construct. Cogent Social Sciences. 2017; 3:1330439. <https://goo.gl/fmszxD>
- Daly IP. Dedpeepal IC. Equus phallus. BMJ. 2015; 3848:26-32. doi:10.1111/j.1365-3164.2011.00987.x.
- Longbottom D. Split infinitives in Callimicogoldii. Journal of Comparative Pathology. 2003; 128: 217-244. <https://goo.gl/GNt69j>
- Sidebottom DL. Longbottom is stupid. Phys. Rev. Lett. 1999; 82: 3653.
- Higginbottom GM. A Sampling Issues in Qualitative Research. Nurse Researcher. 2004; 12: 7-19. <https://goo.gl/FtkrxL>
- Whitehouse H. Infinitives: To awkwardly split or not to split awkwardly? Psychol Bull. 2015; 1412: 447-73. <https://goo.gl/4wLgz5>
- Sokal A, Boudry M. Popycock and balderdash. Social Text. 1492; 42: 42. <https://goo.gl/qltk6r>
- Taylor S, Wakem M, Dijkman G, Alsarraj M, Nguyen M. A practical approach to RT-qPCR-Publishing data that conform to the MIQE guidelines. Methods. 2010; 50:1-5. <https://goo.gl/HEUtrB>
- Sokal A. Transgressing the boundaries: Towards a Transformative Hermeneutics of Quantum Gravity. Social Text. 1996; 46/47: 217-252. <https://goo.gl/qltk6r>
- Barnier AJ. Explorations en connerie totale. French Journal of Clinical Earwax. 2016; 45: 324-345. <https://goo.gl/UoVHSc>
- Punch KA, Piggott M J. Total synthesis of monosporascone and dihydro monosporascone. Acids and Bases. 2014; 12: 2801–2810. <https://goo.gl/uLNP3G>
- Turner M, Harrison J, Hartig B, Siromahov M, OLone K., Bourne V. et al. Static cucumbers are sufficient to account for dementia. Cognitive Neuropsychiatry. 2005; 17:346-3455. <https://goo.gl/NRUZKp>
- Gervais W. & Gervais R. Static cucumbers are still sufficient to account for dementia. The Atheist.2011; 999: 198-274. <https://goo.gl/tBXcQ>
- Dennett DC. Breaking the spell. Viking. New York; 2006. <https://goo.gl/gCUv1V>
- Bohannon J. Who's Afraid of Peer Review? Science. 2013; 342: 60-65. <https://goo.gl/iLQAHS>

Warp 10

February 2018

After *Star Wars* was used as the inspiration for a sting paper, it was perhaps inevitable that another would take inspiration from another famous science fiction franchise, *Star Trek*.

The author, who used the handle “BioTrekkie” to the media, said inspiration came by way Neuroskeptic’s *Star Wars* paper. “I thought I needed to even things out by picking what is arguably one of the scientifically worst episodes of *Star Trek*.”

The paper described events in the *Star Trek: Voyager* episode, “Threshold” (season 2, episode 15), which has the dubious distinction of being regarded as the absolute worst episode of the series (5.2 out of 10 on iMDB). The name on the paper, Lewis Zimmerman, was taken from the engineer in the *Star Trek: Voyager* storyline who created the ship’s Doctor (a.k.a. the Emergency Medical Hologram).

BioTrekkie submitted the paper to ten journals. Five did not respond, four accepted it, and one journal – uncharacteristically, actually paying attention – rejected it because it noted the fake affiliation (United Federation of Planets) and that the paper had already been published in *American Research Journal of Biosciences*. The journal that did make the manuscript public quickly removed the paper, but the paper was found using Internet archive sites for inclusion in this anthology.

BioTrekkie was able to negotiate the original article processing charge of \$749 down to a mere \$50. As a device for separate scientists from their money, predatory journals leave something to be desired.

Mohamed Noor would like you to know he has nothing whatsoever to do with this, and is not, in fact, BioTrekkie.

Resources

Fake science paper about 'Star Trek' and Warp 10 was accepted by 'predatory journals' <https://www.space.com/39672-fake-star-trek-science-paper-published.html>

Fake research paper based on *Star Trek: Voyager's* worst episode was published by a scientific journal <https://io9.gizmodo.com/fake-research-paper-based-on-star-trek-voyagers-worst-1823034838>

Biologist gets a fake *Star Trek* paper accepted by 4 dodgy science journals <https://www.sciencealert.com/biologist-fake-star-trek-paper-warp-speed-accepted-4-dodgy-science-journals-predatory-trekkie>

Paper analyzing *Voyager's* "Threshold" accepted by science journal + more *Star Trek* great links <https://trekmovie.com/2018/02/15/paper-analyzing-voyagers-threshold-accepted-by-science-journal-more-star-trek-great-links/>

Experts warn of fake studies found in 'predatory journals' after published paper about high-speed 'Warp 10' travel turns out to be the plot of a *Star Trek* episode <http://www.dailymail.co.uk/sciencetech/article-5388587/Published-paper-turns-plot-STAR-TREK-episode.html>

Mohamed Noor on Twitter <https://twitter.com/mafnoor/status/963477277056016384>

Rapid Genetic and Developmental Morphological Change Following Extreme Celerity

Thomas Paris, Harry Kim, B'Elanna Torres, Kes Ocampa, Kathryn Janeway
*Lewis Zimmerman

Department of Biomedical Engineering, Starfleet Academy, 601 Murray Cir, Sausalito, CA 94965 USA

*LewisZimmermanUFP@gmail.com

Abstract: Proximate environmental effects on metamorphosis have been explored in many vertebrate systems, but less attention has been devoted to how the environment affects morphological change in mammals. Understanding proximate environmental effects on mammalian morphological change, particularly changes involving skin replacement, may aid in the design of the therapeutic strategies to address severe burn or other debilitating injuries. Here, we specifically explore effects of celerity broadly, and we present results showing rapid change in mammalian morphology following encountering maximum celerity. Morphological changes were pronounced within 96 hours and included at least partial regeneration of both skin and organs as well as an elevated somatic mutation rate. Significantly, this high mutation rate did not result in detectable loss of fertility or viability of offspring. Overall, our findings strongly suggest that extreme celerity, an environmental factor rarely considered, can produce strikingly rapid developmental changes in morphology even in mammalian systems and open the door to future studies on the impact of celerity on genetics and morphology.

Keywords: celerity, morphology, development, genetic

INTRODUCTION

Many studies have shown that environmental features can profoundly affect aspects of iodothyronine-induced metamorphosis in various vertebrate species. For example, Wilbur's (1977) classic study demonstrated that mean size at metamorphosis was strongly affected by larval density in the American toad. More recent work has shown that environmental trends anticipated to occur with global climate change are likely to influence various aspects of morphology in various metamorphic frog species (Tejedo et al 2010). However, such studies have understandably focused on fish and amphibia, since formal metamorphosis does not occur in mammals such as humans or mice.

Nonetheless, some mammals are also capable of developmental transformations or other major morphological change. These changes also have the potential to be influenced by environmental factors. For instance, research on cell lines derived from Chinese hamster treated with dibutyladenosine cyclic 3':5'-monophosphate changes the form from multilayer to a monolayer of elongated cells arranged in parallel within one hour (Hsieh and Puck 1971). However, insufficient research has been conducted in experimental mammalian (e.g., mouse) systems *in vivo* to explore proximate environmental effects on major individual developmental transitions.

One environmental factor rarely considered for its impact on development is celerity (Zimmerman 2017). Species and individuals can potentially vary in their aided or unaided celerity up to a theoretical maximum, and one might hypothesize that achieving maximum celerity could have a profound effect on various biological functions, potentially triggering cascade morphological changes. In this study, we test this hypothesis *in vivo* in a mammalian system.

MATERIALS AND METHODS

We employed a replicated design wherein the two human subjects were exposed to the theoretical maximum celerity (warp 10) and examined. Physical examinations included non-invasive measures of hypothalamic serum serotonin (5-hydroxytryptamine, specifically seeking deviation from the typical range of 101-283 ng/mL) immediately following exposure and subsequent magnetic resonance imaging and quantification of any alterations in internal structure. MRI measurements were compared across timepoints using ImageJ (Schindelin et al 2015).

We also conducted serial nucleogenic scans every 24 hours followed via single-molecule real-time whole-genome sequencing (via PacBio). Approximately 100X coverage was achieved for each time-point. DNA sequences from the various time-points were cleaned, assembled, aligned, and analyzed for differences using the Picard command line tools package (<http://broadinstitute.github.io/picard/>) following GATK Best Practices standard workflow recommendations (DePristo et al 2011). Raw or assembled DNA sequences are available from the authors upon request. Mutation rate was calculated as number of mutations per base per cell division.

RESULTS

Immediately following maximum celerity, human subjects exhibited somnolence that was readily terminated with audible stimulation. This somnolence was associated with slightly elevated hypothalamic serum serotonin (350ng/mL). Within a few hours, the subjects began to experience an unspecific general histamine response to normal environmental inputs (e.g., water) and subsequent reduced neural activity. This response lasted no more than 4 hours.

Physical responses to the celerity became apparent in later observations. Spontaneous exfoliation of skin cells commenced, and a comparably thick intact layer of new skin cells formed within 96 hours. Internal morphological differences were noted via MRI and ImageJ analysis, with measurement of heart number increasing two-fold (statistical $p < 0.0001$). External morphological changes were also noted but not quantified directly.

Whole genome sequencing identified an unusually high somatic single nucleotide variant (SNV) mutation rate, which we estimated at 3.1×10^{-5} mutations per cell division and accelerating over the observation period. We were unable to measure the associated germline mutation rate.

Because of the high mutation rate, we sought to examine if fertility was impaired. Two subjects were allowed to breed, and a litter of three viable, motile progeny were produced with no obvious external physical deformity relative to the parents.

DISCUSSION

We sought to explore the effects of extreme celerity on developmental morphological change in a model mammalian system. Replicates were exposed to theoretical maximum celerity and assessed for developmental and genetic alterations as a result. We found that celerity induced major changes in internal and external form as well as an elevated mutation rate. This study is the first to identify celerity as a potentially major force in such developmental changes, arguably increasing the pace of evolution.

While the developmental morphological changes are striking, the somatic mutation rate increase was wholly unexpected. Other studies have found a median somatic mutation frequency of 2.8×10^{-7} and 4.4×10^{-7} per bp per cell mitosis for human and mouse respectively for single nucleotide sites (e.g., Milholland et al 2017), so our observed somatic mutation rate following extreme celerity is roughly 100 times higher. Importantly, we failed to find evidence that this mutation rate increase had severe effects on fertility or offspring viability.

While our results are preliminary at present, these findings have major basic and applied science research implications. From an applied standpoint, induction of such radical turnover of skin and internal morphological

Rapid Genetic and Developmental Morphological Change Following Extreme Celerity

change by celerity may lead to therapeutic approaches for patients subjected to extreme burns or other injuries. From a basic science standpoint, such extreme changes, which also appear heritable, provide a physical foundation for how rapid evolution as observed in the fossil record may occur (Eldredge and Gould 1972). However, the frequency with which organisms encounter theoretical maximum celerity has not yet been measured definitively.

ACKNOWLEDGEMENTS

We thank the UFP for financial support. The authors also thank B. Braga for helpful insights.

REFERENCES

- DePristo M., Banks E, Poplin R, Garimella K, Maguire J, Hartl C, Philippakis A, delAngel G, Rivas MA, Hanna M, McKenna A, Fennell T, Kernytsky A, Sivachenko A, Cibulskis K, Gabriel S, Altshuler D, Daly M. 2011. A framework for variation discovery and genotyping using next-generation DNA sequencing data. *Nature Genet.* 43:491-498
- Eldredge N., Gould SJ. 1972. Punctuated equilibria: An alternative to phyletic gradualism “in” T.J.M. Schopf, ed., *Models in Paleobiology*, pp. 82-115, Freeman, San Francisco.
- Hsie AW, Puck TT. 1971. Morphological transformation of Chinese hamster cells by dibutyryl adenosine cyclic 3':5'-monophosphate and testosterone. *Proc Natl AcadSciUSA* 68:358-361.
- Milholland B., Dong X, Zhang L, Hao X, Vijg J. 2017. Differences between germline and somatic mutation rates in humans and mice. *Nature Comm* 8:15183.
- Schindelin J, Rueden CT, Hiner MC, and Eliceiri KW. 2015. The ImageJ ecosystem: An open platform for biomedical image analysis. *MolReprod Dev* 82:518-529.
- Tejedo M, Marangoni F, Pertoldi C, Richter-Boix A, Laurila A, Orizaola G, Nicieza AG, Ivarez D, Gomez-Mestre I. 2010. Contrasting effects of environmental factors during larval stage on morphological plasticity in post-metamorphic frogs. *Clim Res* 43: 31-39.
- Wilbur HM. 1977. Density-dependent aspects of growth and metamorphosis in *Bufoamericanus*. *Ecology* 58: 196-200
- Zimmerman L. 2017. Consequences of celerity on developmental morphology and genetics: a review. *Austr Res J BioSci* 3: 219-226.

Citation: Thomas Paris, Harry Kim, B'Elanna Torres, Kes Ocampo, Kathryn Janeway, Lewis Zimmerman “Rapid Genetic and Developmental Morphological Change Following Extreme Celerity”. *American Research Journal of Biosciences*; V3, I1; pp:1-3.

Copyright © 2017 Thomas Paris, Harry Kim, B'Elanna Torres, Kes Ocampo, Kathryn Janeway, Lewis Zimmerman This is an open access article distributed under the Creative Commons Attribution License, which permits unrestricted use, distribution, and reproduction in any medium, provided the original work is properly cited.

Embodied politicians

July 2018

Gary Lewis submitted his fake paper “for a lark” after reading about poor journals in *Science* magazine. Like BioTrekke, Lewis was able to haggle the article processing charge, but did an even better job. The charge was waived entirely.

Resources

Academic journal runs hoax article about conservatives' bathroom habits <https://www.breitbart.com/tech/2018/07/03/academic-journal-runs-hoax-article-about-conservatives-bathroom-habits/>

Gary Lewis on Twitter
https://twitter.com/Gary_Lewis1/status/1014110123315392512



Testing Inter-hemispheric Social Priming Theory in a Sample of Professional Politicians-A Brief Report



Gerry Jay Louis*

Institute of Interdisciplinary Political and Fecal Science, England

***Corresponding author:** Gerry Jay Louis, Institute of Interdisciplinary Political and Fecal Science, London HP7 9LK, Tel: 13437629, Email: gerryjaylouis@gmail.com

Submission: 📅 June 15, 2018; **Published:** 📅 July 02, 2018

Abstract

The current study tests a critical prediction from inter-hemispheric social priming theory in a sample of professional politicians. We ask the question of whether one's political preferences are manifested in the hand used while cleansing one's posterior. We find compelling evidence from a sample of professional politicians in the UK (N=8) that this is most certainly the case. The finding is a breakthrough and has implications for organisational management and beyond (we discuss such matters at length). Experiments are now recommended to test the causal direction of our major discovery.

Introduction

There is hardly a more impertinent social issue than where one sits on the left-right political dimension. This information controls countries, generates wars, and can be considered more relevant to our well-being than cancer, climate change, and Donald J. Trump's policy to build a wall combined. In consequence, we designed a study to better understand the implications of this important psychological construct.

We took inspiration from the social priming-which has been validated by Nobel prize winning economists, and has shown us amazing new facts about the unconscious mind. In a nutshell, social priming suggests that one's position on the left-right political dimension might be embodied. In short, one might expect to find that the hand one wipes one's bottom with is predictable by one's political position. This prediction is complicated, however, by inter-hemispheric cross-talk. Specifically, the left-wing political affiliate might wipe the bottom with the right hand, and vice versa. We favor this prediction because the brain is the seat of consciousness, and so is a plausible contributor to political matters of this kind. We collected critical data to test this hypothesis. We report this data next.

Methods

We recruited our participants from a leading UK political institution referred to colloquially as 'Houses of Parliament'. All participants were well-known political figures, and included Boris Johnson, Theresa May, and Plácido Domingo (for a full list please contact the corresponding author). Our research assistant used a

large folder of pictures to identify politicians' left vs. right leaning status. When a potential participant was seen on the street the research assistant walked up alongside the politician, indicated that she was a psychological scientist doing a study, provided a brief consent form, and then asked which hand they wiped their bottom with. This process yielded 9 participants who completed consent and answered the critical question. Unfortunately, the politician Nigel Farage told the research assistant to 'bog off' when asked the hand-wiping question and so his data was necessarily excluded from the analysis.

Results

The descriptive statistics showed a clear pattern. Politicians of the right were more likely to wipe their bottoms with their left hand (4 out of 4). The opposite pattern was seen for politicians of the left, with 3 of 4 wiping their bottoms with the right hand (Jeremiah Doorbin responded that he used a munchkin from The Sound of Music to do the wiping, but intimated that if did the wiping it would depend on which hand was free at the time). Using structural equation modeling we formally confirmed this finding - the AIC was 1654.23 and the RMSEA was .02. These are excellent fit statistics although the model makes little sense.

Discussion

The findings from 8 highly politicised individuals provide compelling evidence for inter-hemispheric social priming theory. This can be considered a major breakthrough for the field. Practical implications include ensuring that toilet roll dispensers are provided

on both sides of bathroom cubicles, especially in highly politicised organisations, in the interests of hygiene.

Strengths of the study include the ecological validity - very few studies use real life politicians. Weaknesses include the fact we did not formally confirm the wiping hand - to do so was thought to violate ethical (and possibly national security) protocol. A second weakness was noted by one of our seven anonymous reviewers (Dr I.P. Daly) who noted: "I can't help wondering, though, about the ass-wiping practices of political centrists and independents - do they alternate hands, or do they use both hands at the same time? Also, recently I had to switch the hand I normally use as I acquired

a painful blister (I won't trouble with you the details of how); and now that I think of it, I'm pretty sure I felt inexplicably drawn to the Daily Mail that day. So you might consider supplementing this work with experimental manipulation". Thus we recommend experiments. We leave it up to future researchers to determine what variable might be best to manipulate.


Future projects might extend the current work by exploring if the findings extend to the hand with which one pleasures their genitals, or strokes their beloved pet pooch. We enthusiastically encourage this work.



Creative Commons Attribution 4.0
International License

For possible submissions Click Here

Submit Article



Psychol Psychother Res Stud

Benefits of Publishing with us

- High-level peer review and editorial services
- Freely accessible online immediately upon publication
- Authors retain the copyright to their work
- Licensing it under a Creative Commons license
- Visibility through different online platforms

Consortium

July 2018

Most stings are the work of a single author. But this effort was notable because it was part of a coordinated effort by “dozens” of reporters from several countries.

Jon Tennant suggested this sting was notable not because of what it showed, but when it showed it. Several institutions in Germany and Sweden had cancelled contracts with the publishing company Elsevier weeks before the sting. The European Open Science Monitor was criticized for contracting Elsevier to perform analysis of open access publication. Releasing a sting on poor academic publishing practices when publishers were getting strong pushback from institutions was certainly lucky for Elsevier and other publishers. Nevertheless, the sting had taken nine months, according to the journalists involved, so was probably not started in response to these developments.

The focus of the final story was not so much on the publishers as the researchers who had used the services of these journals. Previous studies had demonstrated that most authors who had published in predatory journals were inexperienced researchers from Africa and Asia, but one article arising from the sting emphasized that “Prominent university professors in Germany have authored numerous papers(.)”

Resources

More than 5,000 German scientists have published papers in pseudo-scientific journals https://www.ndr.de/der_ndr/presse/More-than-5000-German-scientists-have-published-papers-in-pseudo-scientific-journals,fakescience178.html

Alerte mondiale à la fausse science
https://www.lemonde.fr/sciences/article/2018/07/19/alerte-mondiale-a-la-fausse-science_5333374_1650684.html

New international investigation tackles 'fake science' and its poisonous effects <https://www.icij.org/blog/2018/07/new-international-investigation-tackles-fake-science-and-its-poisonous-effects/>

Jon Tennant on Twitter
<https://twitter.com/Protohedgehog/status/1022343786360233984>

Universities in Germany and Sweden lose access to Elsevier journals
<https://www.the-scientist.com/news-opinion/universities-in-germany-and-sweden-lose-access-to-elsevier-journals--64522>

Elsevier are corrupting open science in Europe
<https://www.theguardian.com/science/political-science/2018/jun/29/elsevier-are-corrupting-open-science-in-europe>

'Predatory' open access: a longitudinal study of article volumes and market characteristics <https://doi.org/10.1186/s12916-015-0469-2>

Who publishes in "predatory" journals?
<https://doi.org/10.1002/asi.23265>

Thanks to Peter Hornung for providing the PDF of this paper.

Combined Effects of Ethylacetate Extracts of Propolis Inducing Cell Death of Human Colorectal Adenocarcinoma Cells

Britta Schulz^{1*}, Elizabeth Smith², Richard Funden¹ and Ulf Moosberger¹

¹IFABIR (Institute for Applied Basic Industrial Research), Munich, Germany

²Nutrition Research, Bio99 Nutrition Inc, 21709 Himmelpforten, Germany

*Corresponding author: Britta Schulz, IFABIR (Institute for Applied Basic Industrial Research), Munich, Germany, E-mail: b.schulz@ifabir.org

Received date: March 24, 2018; Accepted date: April 03, 2018; Published date: April 24, 2018

Copyright: © 2018 Schulz B, et al. This is an open-access article distributed under the terms of the Creative Commons Attribution License, which permits unrestricted use, distribution, and reproduction in any medium, provided the original author and source are credited.

Abstract

Since antiquity, propolis has been said to show anti-cancerous effects in the treatment of human breast cancer cells or human colorectal carcinoma cells, all in connection with alterations in the apoptosis pathways. At the same time, therapeutics like D, L-methadone have shown success in amendments of such pathways, being associated with changes in cancer cell morphology and at the same time, serving as a beneficial analgesic during chemotherapy. Using ethylacetate extracts of wax-free Bio99T M propolis tincture, which is exclusively distributed by our commercial partners, we showed a combination of those effects in an, both of apoptotic and analgesic nature, with a success outcompeting prevailing chemotherapeutic procedures in the treatment of human colorectal adenocarcinoma cells. We therefore suggest a reconsideration of the prevail of common cancer treatments and instead, focusing on the research on natural alternatives in the form of propolis extracts.

Keywords: Propolis; D,L-methadone; Adenocarcinoma; Chemotherapy; Safety; Efficiency; Clinical study

Introduction

In the field of cancer therapeutics, many former approaches have focused on compounds triggering the sensitization of cell death, also known as apoptosis [1]. Findings indicate that transformation processes and ongoing metastasis are amended parts of the normal apoptosis pathway [2]. In this way, the effective-ness of active ingredients has been proven for opioids like D,L-methadone [3,4]. The active ingredient has shown success in the treatment of human breast cancer cells [3], human lung cancer cells and others [5]. In preclinical studies, the in vitro growth and growth inhibition was further associated with changes in the cells' viability and morphology. Further, the stimulation of G-protein coupled opioid receptors showed beneficial effects as an analgesic against cancer pain and a general increase in sensitivity towards chemotherapy, as emphasized in clinical studies [6]. Michalska et al demonstrated the combined effects of such an approach [7]. However, previous studies on D,L-Methadone have also shown unsatisfactory safety standards within the field of chemotherapy: addictive properties were outlined, together with a lack of further studies into the combined effects approach [8]. Additionally, there has not been a natural alternative to the highly synthetic opioid. Similar to D,L-Methadone, other drugs have shown evidence in anticancerous effects.

Propolis is a natural compound produced by bee species such as the Western honeybee, *Apis mellifera*, known for its antioxidant, antimicrobial, antifungal and antipyretic properties [9-12]. In this way it has been popular as a health promoter since antiquity [13]. Furthermore, there are no known instances of adenocarcinoma in Apidae. Likewise, its anticancerous effects have been described in experimental studies by Aso et al., Scheller et al. and Syamsudin et al. [14-16]. In the latter study, propolis extracts were shown to induce apoptosis in breast carcinoma cell MCF-7. A study by Patel also

showed in-vitro apoptotic effects in treatments of human colon carcinoma cells HCT116, HT29 and SW480 [17-19]. So far, there has been no success in combining preclinical studies and clinical studies, describing combined effects of an apoptotic and analgesic nature.

Methods

Our methodological proceedings were executed in two steps, an experimental and a clinical approach. For both, wax-free Bio99TM propolis was extracted from commercially approved supplement Mendacia [1] (MendaciaTM 2017, developed and tested by IFABIR group, 2015-2018). The chemical precursor served as a cheap alternative to commonly used substances and was developed in the IFABIR Institute in cooperation with industrial partners Bio99 Nutrition Inc. under the supervision of Elisabeth Smith, PhD.

Extraction

For hundred gram of each sample, the extract was cut into small pieces. Further, it was mixed with one liter of 80% ethanol and then evaporated, fractionated and separated through a s-buthanol channel. The result, wax-free Bio99T M propolis extract tincture, was then tested for high levels of bihy-droflavonoid ethylacetate and biolieanksin-3-0-acetate, mixed with high levels of dimethylalallelolid and 3-fructose-saccharose-methyl-butenyl for further use.

Experimental study

For the experimental part, a morphological study was executed on HCT116 human colorectal adenocarcinoma cells. The cells were reared using samples of human colorectal cells, supplied by Himmelpforten hospital in cooperation with Dr. C. Schreibaumer, who assured the likelihood of upright ethical standards. The cells were duplicated and tested for abnormal cell growth. The cultures were then screened for HCT116 adenocarcinoma cells and further duplicated for the experiment. Morphological studies were conducted in an experimen-tal

setup, using the wax-free Bio99TM tincture on the cancerous adenocarcinoma cell-testing group. Morphological changes of cell death in those cells were observed using an inverted microscope and compared with cells of the control group. The number of apoptotic cell death induced by Bio99TM tincture was then measured with flow cytometry of treated and untreated cells.

Clinical study

To further test the effectiveness of the morphological results, a small clinical test study was conducted. A retrospective study was set up with 18 patients with an adenocarcinoma diagnosis at Himmelpforten hospital. The registered time period stretched from September 2017 until January 2018. For half of the patients, D,L-methadone was prescribed as part of their chemotherapeutic treatment. For the other half, wax-free Bio99T M extracts were prescribed orally, starting with 2.5 mg bid and a stepwise increase up to a daily maximum of 50mg in a single dose within the first 4 days. The bio-natural treatment replaced the common chemotherapeutic medication process as part of the experimental setup prescribed due to a better individual fit. Details of individual patient information and tolerance were taken from oral history during the first week of the treatment. Patients were tested for side effects including nausea, anxiety, fatigue or other symptoms, even though these results were not taken into further consideration. Treatment success of the test and control group was obtained after 4 weeks into the procedure through a plasma concentration test.

Data analysis

For both experiments, statistical calculation was performed using a suitable approach [20]. The mean values were obtained from one independent experiment, presented as mean \pm SD. The level of acceptable significance was set at $p < 0.05$.

Results

In both our lab-based experiments and the clinical study, we found strong evidence of the success of wax-free Bio99T M extracts tincture.

Experimental study

In accordance with the morphological study, we analyzed growth patterns of human colorectal adenocarcinoma cells through the inverted microscopical procedure (Figure 1). After an exponential growth phase, cells were incubated and treated with propolis extracts in s-buthanyl solvent.

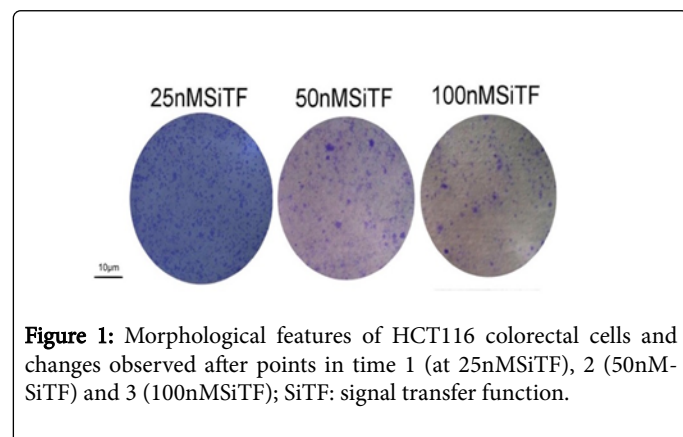


Figure 2 shows the growth of the propolis-treated cells in comparison with the control group. The occurrence of cytotoxic measurements, inducing apoptotic effects, indicate the significance of propolis extracts as a procedure in induced cell death with $IC_{50} > 200$ ng ml/l (Figure 2). The control group showed the cell growth of untreated human colorectal adenocarcinoma cells after numerous repeats until satisfactory results were reached. It is unclear though, if the wax-free Bio99T M extracts inhibited growth of tumor cells or triggered apoptosis accordingly. But the general nature of Apidae and their ethologic patterns as described by Gibbs 2012 further suggest a positive outcome of a propolis based therapy and the development of such propolis-based drugs [21].

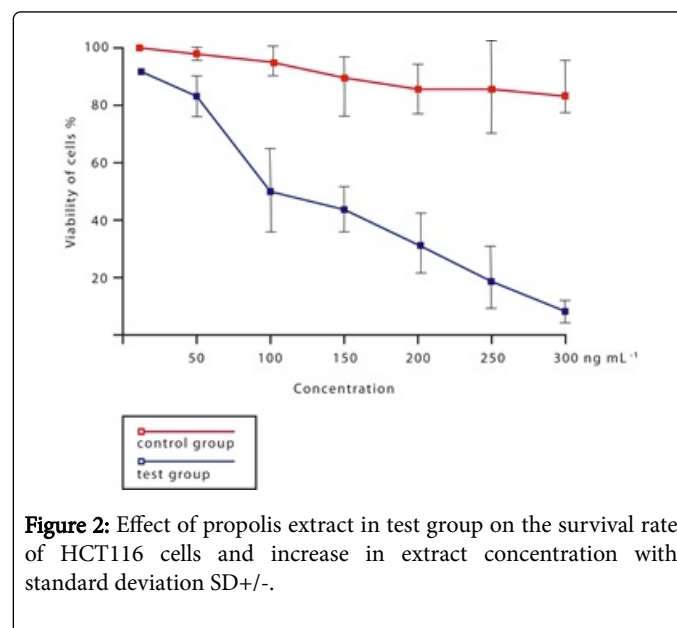


Figure 2: Effect of propolis extract in test group on the survival rate of HCT116 cells and increase in extract concentration with standard deviation SD \pm .

Clinical study

Out of all 18 patients, 9 were treated orally with the propolis extract, combining it with the first-line chemotherapy for the first three months but gradually replacing it and therefore transitioning into a fully bionatural procedure. The rest was treated with the first-line chemotherapy throughout the whole period. The amount of wax-free Bio99TM extract increased in the dosage, leading to a maximum amount after 3 consecutive weeks, with a final dosage of around 50mg a day. To our knowledge 9 patients reported an alleviation of symptoms like nausea, fatigue and others. Additionally, none of the patients were hospitalized due to side effects and no deaths occurred within the given period. With propolis extract as a solitary therapy method, disease progression was only observed in one of the nine patients (Table1). The control group only showed a progression-free survival for over 6 months in 2 of the cases. It should also be noted, that the test group only needed initial surgical therapy 4 of the cases in comparison to 8 cases in the control group, treated with customary procedures.

Patient ID	Therapy ID	Initial surgical therapy	Recurrence under propolis/ methadone extract	Duration of therapy	PFS	side effects +/-
1	+	GTR	No	11	10	-

3	+	-	No	11	10	-
4	+	Bx	Yes	10	SD 9 after th	-
6	+	-	No	11	10	-
7	+	-	No	11	10	-
10	+	GTR	No	10	9	-
15	+	-	No	5	9	-
17	+	-	No	10	n.k.	-
18	+	Bx	No	10	n.k.	n.k.
2	-	GTR	Yes	10	SD 7 after th	+/-
5	-	GTR	Yes	5	SD 4 after th	+/-
8	-	Bx	Yes	5	n.k.	n.k.
9	-	PR	Yes	8	SD 4 after th	+
11	-	-	Yes	9	SD 0 after th	+
12	-	GTR	Yes	9	SD 7 after th	+
13	-	PR	Yes	10	n.k.	n.k.
14	-	PR	No	11	7	-
16	-	GTR	No	11	7	-

Table 1: Diagnosis ID: + Bio99T M ; - Methadone& 1st line chemotherapy; GTR: gross total resection, Bx:biopsy, PR:partial resection; PFS progression free survival (in weeks), SDstable diseaseafter therapy th in months; n.k. not known; side effects -alleviation, sideeffects + increase, side effects +/- stagnant.

Discussion

Propolis extract has a pivotal role for cancer research, as it presents an essential alternative to conventional chemotherapy therapeutics as a combinational drug in cancer treatments. Hints to its folklore use since antiquity were supported by modern experiments and were therefore successfully transitioned into up-to-date procedures.

Other therapeutics like D,L-methadone in combination with commonly used chemotherapeutic procedures have shown negative effects, with additive properties as some of the forefronts reasons [4,8]. The used propolis extract has presented itself as a safe and reliable alternative with no side effects occurring, as we know of.

Additionally, the experimental and clinical setup both hinted to strong benefits towards commonly used chemotherapy methods. We therefore suggest a bigger clinical study, completely replacing chemotherapeutics and surgical procedures with the bioactive

ingredients. It is possible that the same tincture could work well as a cancer-preventive measurement, as suggested by one of the patients and the industrial cooperation partners.

In general, this research suggests the potential of Bio99TM propolis extract both in experimental and clinical setups, inhibiting cell proliferation and triggering apoptosis. Due to older and present results hinting towards cytotoxicity on HCT116 colorectal cancer cells, the agent served as a convincing chemoprevention agent and showed potential for further development [22,23].

Conclusion

Massage therapy is generally safe and encouraged for cancer inpatients who have a recent history of VTE for improvement of pain, fatigue, anxiety and well-being. We recommend avoiding massage directly over tumor sites and affected limb with VTE until cleared by Doppler or medically cleared. Further studies are needed to establish the effects of massage depending on various factors including the tumor type, functional status of the patient, and extent of thrombosis to determine the long term benefits for oncology massage in cancer patients with VTE.

Acknowledgements

This study was supported by Himmelpforten hospital and the IFABIR research centre, involved in the development, distribution and scientific validation of commercially valuable goods and services.

Ethical Approval

All procedures performed in studies involving human participants were in accordance with the ethical standards of the institutional and/or national research committee according to cooperation partner Dr. C. Schreibaumer.

References

- Hunter AM, LaCasse EC, Korneluk RG (2007) Apoptosis 12:1543–1568.
- Bold R, Themulen PM, McOnkey DJ (1997) Apoptosis, cancer and cancer therapy. Surg Oncol 6:113–142.
- Friesen C, Roscher M, Hormann I, Fichtner I, Alt A, et al. (2013) Cell death sensitization of leukemia cells by opioid receptor activation. Oncotarget 4: 677–690.
- Tayari H, Vannozzi I, Breggi G, Briganti A (2015) Methadone and dexmedetomidine combination as premed-icant agents for ovariectomy in cats. American Journal of Animal and Veterinary Sciences 10: 101-111.
- Maneckjee R, Minna JD (1991) Nonconventional opi-oid binding sites mediate growth inhibitory effects of methadone on human lung cancer cells. ProcNatAcadSci USA 89:1169-1173.
- Onken J, Friesen C, Vajkoczy P, Misch M (2017) Safety and tolerance of d,l-methadone in combination with chemother-apy in patients with glioma. Anticancer Research 37: 1227- 1236.
- Michalska M, Katzenwadel A, Wolf P (2017) Methadone as a “tumor theralgic” against cancer. Front Pharmacol 8: 733.
- Malhotra G, Sivaraman S (2015) Methadone-a replacement for deadly heroin, can kill you too!! J Clin Case Rep 5:551.
- Burdock GA (1998) Review of the biological properties and toxicity of bee propolis (propolis). Food and Chemical Toxicology 36: 347-363.
- Ghisalberti EL (1979) Propolis: A review. Bee World 60:59–84.
- Jull AB, Cullum N, Dumville JC, Westby MJ, Deshpande S, et al. (2015) Honey as a topical treatment for wounds. Cochrane Database of Systematic Reviews 6.

12. Kumar N, Ahmad M, Dang R, Husain A (2008) Antioxidant and antimicrobial activity of propolis from Tamil Nadu zone. *Journal of Medicinal Plants Research* 2(12):361–364.
13. Castaldo S, Capasso F (2002) Propolis, an old remedy used in modern medicine. *Filoterapia*. Volume 73: 1-6.
14. Aso K, Kanno SI, Tadano T, Satoh S, Ishikawa M (2004) Inhibitory effect of Propolis on the growth of human leukemia u937. *Biological and Pharmaceutical Bulletin* 27: 727–730.
15. Scheller S, Wilczok T, Imielski S, Krol W, Gabrys J, et al. (1990) Free radical scavenging by ethanol extract of propolis. *International Journal of Radiation Biology* 57:461–465.
16. Syamsudin S, Simanjuntak PD, Djamil R, Heffen LW (2010) Apoptosis of human breast cancer cells induced by ethylacetate extracts of propolis. *American Journal of Biochemistry and Biotechnology* 6:84–88.
17. Patel S (2016) Emerging Adjuvant Therapy for Cancer: Propolis and its Constituents. *Journal of Dietary Supplements* 13: 245–268.
18. Catchpole O, Mitchell K, Bloor S, Davis P, Suddes A (2015) Antiproliferative activity of new zealand propolis and phenolic compounds vs human colorectal adenocarcinoma cells. *Filoterapia* 106:167.
19. Memmedov H, Durmaz B, Oktay LM, Selvi N, Yildirim HK, et al. (2017) Biologically Transformed Propolis Exhibits Cytotoxic Effect on A375 Malignant Melanoma Cells In Vitro. *Proceedings* 1: 1059.
20. Schreibaumer CC, Stein I, Dobermann E (2018) Highly-available, collaborative, trainable communication: A policy-neutral approach. *Conference Proceedings of the World academy of science, engineering and technology* 20: 719–722.
21. Gibbs E (2012) *Little bee*. LB Kids, New York, Boston
22. Sherif MS, Rehab TA, Hamdia ZA, Torchilin VP (2018) Cytotoxicity of propolis nanopreparations in cancer cell monolayers: multimode of action including apoptosis and nitric oxide production. *General Physiology and Biophysics* 37:101–110.
23. Sforcin M, Bankova V (2011) Propolis: Is there a potential for the development of new drugs? *Journal of Ethnopharmacology* 133: 253–260.

Intergalactic viruses

September 2018

As if we needed more evidence that people who write “sting” are fans of science fiction, this entry took its cues from the animated television series *Rick and Morty*. The paper is laced with jokes and references to the animated series.

Not content with shaming a single journal, author Farooq Ali Khan got three separate journals to accept this paper. By the time the sting was revealed, one of the three had been removed by the journal.

Resources

“Rick and Morty” Sting Predatory Journals

<http://blogs.discovermagazine.com/neuroskeptic/2018/09/29/rick-and-morty-sting/>

Farooq Ali Khan on Twitter

<https://twitter.com/TheFarooqAKhan/status/1046038882435960832>

Newer Tools to Fight Inter-Galactic Parasites and their Transmissibility in Zygrion Simulation

Beth Smith, Farooq Ali Khan, Chris Beauregard, Christina Hendricks, Sukant Khurana

Sanchez institute of biomedical sciences for doopidoo research. Agadir, Morocco

***Corresponding Author:** *Beth Smith, Sanchez institute of biomedical sciences for doopidoo research. Agadir, Morocco*

Abstract: *We propose some novel tools to combat the long existing problem of inter-galactic parasites such as Klaosmodium cruzi which are known to have caused havoc amongst various populations. We present solution after attentively observing various scientific procedures undertaken by the greatest scientists of our times who existed in segmented Claymation. In total we have investigated 31 different experiments and propose this ground-breaking quick fix which will truly transform the field. We'd also like to boast that our work has received accolades from the scientists whose work we followed including the greats like R'onaldI'saac and Charles Kao.*

Keywords: *K.cruzi, Parasites, Therapy, Drug Delivery.*

1. INTRODUCTION

Inter-galactic parasites due to their transmissibility are known to cause various life-threatening conditions on planet earth. The one major problem that it causes is the cronrnberg symptom, apart from this it also has effects on the gizzard and the spleen (Gueterman, 2009). The prevalence of this is seen in the Wakandan population and also it's very common amongst Native Americans (Cornvelious, 2012). Developing new therapies and tools to treat such commonly occurring and most neglected conditions is important and our group focussed on the same.

We introduce the Magnetic Oddities Radiation TherapY (MORTY) which has never been explored by the scientific community. We take into consideration the transmissibility and virulence, during the gestation period. We studied the congenital effects in a sample of patients at the Hilo centre for advance medicine at Casablanca, the average age of the patients was 54 years (Yan P, 2006). Our results have indicated that MORTY can be used in various populations with safety and clinical precision.

2. METHODS AND MATERIALS

Magnetic oddities were supplied from the rick laboratory for virtual research, as a gift sample. Poloxamer 437 (PF197) was obtained from Spectrum Laboratories GmbH. Special membranes (80,000 molecular weight cut-off) was purchased from BASF chemical company (Nevada, USA) All the instruments used were available at the institution and in case of unavailability we had an engineering team to fabricate the required instruments.

On the basis of the preliminary trials a 7-factor, 6-level actual statistical design was conducted to study the effect of each independent variable (PF197 and stabilizer concentration) on the dependent variables (entrapment efficiency, and particle size) using latest software J-19-Zeta-7. The design repeated twice for each stabilizer (PVA and ethanol). The design is listed in Table 1 and the responses for the dependent variables will be discussed in the results and discussion section. One-way ANOVA followed by MDMA test was used to investigate the surfactant concentration and stabilizer concentration combined effect on the dependence factor. The difference significant at $P < 0.05$ will be considered (Buckbinder L, 2007).

Briefly, a dinglebop was smoothened by the help of schleem. The obtained product was then subjected to ultrasonication, and repurposed for later batches. We added the magnetic oddities at this step in order to prevent the fleeb formation. This was called our oil phase and this was added to an aqueous phase under constant schwitization until a homogenous mixture was obtained. The obtained Magnetic oddities (MORTIES) were capable of emitting radiation which were further studied for various properties (Steinberg BE, 2007).

2.1. Particle Size Distribution

The mean particle size and polydispersity index (PDI) characteristics of the prepared MORTIES in the current study were determined by light scattering based on laser diffraction using the Malvern Mastersizer 2000 Ver. 2.00 (Malvern Instruments, Malvern, UK). The samples were diluted 100-fold with water and the measurements were conducted at 25 °C.

2.2. Determination of CI Entrapment Efficiency

Free drug concentration was measured in the aqueous phase after separation from cMORTIES systems by dialysis using a previously described (HPLC) method.

2.3. Imaging of the Optimized MORTIES Formula by TEM

The morphological aspects of CI loaded MORTIES were visualized by using transmission electron microscopy TEM (Donna LEM-CR-6100, Japan). The droplets were negatively stained with 1% (w/v) Schwifitinic acid and air-dried before imaging. All experiments were conducted three times (Nips et al., 2016).

2.4. Cell Uptake

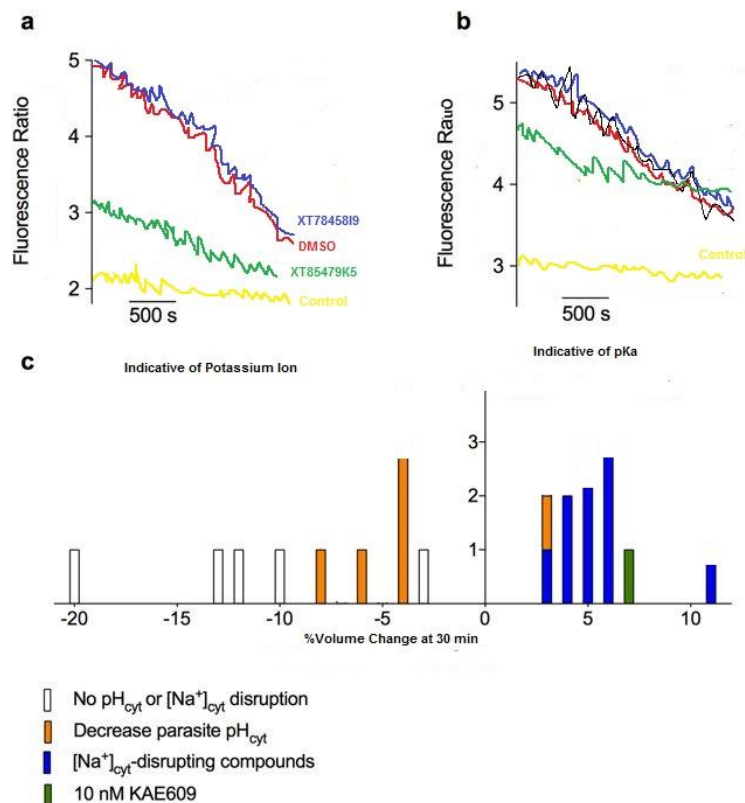
Cellular uptake and efflux of free CI, and MORTIES were investigated by quantitative liquid chromatography mass spectrometry (LCMS-MS) analysis. For these experiments, 6 10⁸ cells per well were seeded into 24-well plates. After 24 h incubation at 37 °C, the cells were incubated with medium containing MORTIES and CI at 500 ng/ml of the drug equivalent concentration (Zhang L, 2007). For cellular uptake study, cells were treated at 37 °C for 5 h, 6 h, and 7 h, washed twice with ice-cold DBS and lysed with DBS containing 1% X-100 at 37 °C for 30 min. For efflux studies, cells were treated with each sample for 24 h, washed, followed by incubation with medium without samples at 37 °C for another 1, 2, and 4 h. Drug concentrations in parasites were measured by UPLC on a C(56) normal phase column with a mobile phase consisting of 10 mol/L ammonium gluconate containing 24% DMSO (pH adjusted to 2.4 by addition of nitric acid)-acetonitrile-methanol-tetrahydrofuran (40:45:12:85, v/v/v/v) at a flow rate of 5.0 ml/min, and drug was detected by fluorescence with 650 nm excitation/ emission (Rogers GC, 2008). Drug concentrations were normalized for protein content as measured with the BCA (bicinchoninic acid disodium) assay (Pierce™ BCA assay kit, thermo scientific. USA).

2.5. Pharmacological Evaluation

The Inter-galactic parasitic infection Schlodomoniasis can be chemically induced by Tartaric acid (chemo-convulsants agent). Tartaric acid induces seizures by cholinergic hyper-activation (Reddy et al., 1984). Male mice weighing 180–240 g were used. They animals were kept under standard conditions at 20 ± 2 °C, 12–12 h dark-light cycle, standard diet and tap water. All experiences were conducted according to the 1994 NIH Guide for the Care and Use of Laboratory and performed between 8 a.m. and 3p.m. The animals were divided into four groups each of 18 individual: the negative control group, shaved back animals only (–ve); test group (T-CI) an amount of MORTIES corresponding to 25 mg/kg CI was applied to the shaved backs of the tested animals; control group in which a free drug MORTIES applied topically to the shaved backs (C-CI); MORTIES suspension (25 mg/kg) oral, used as a reference group (R-CI).

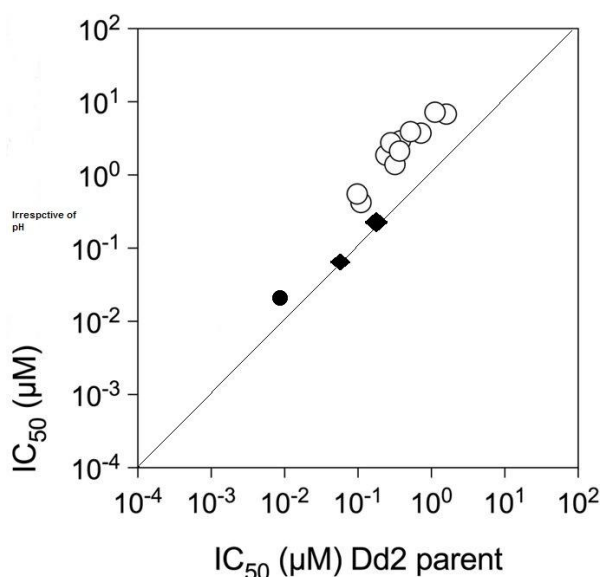
In-vivo studies were performed by the Paul Fleischman laboratory at the Sanchez institute.

3. RESULTS AND DISCUSSION



Results of the initial screen of the Pathogen Box for effects on $[K^+]_{\text{cyt}}$, $pK_{\text{a cyt}}$ and cell volume in isolated asexual blood-stage *Nuptia 4* parasites. (a) Representative traces showing the effects of oMORTIES (500nM, green trace), 0.1% v/v DMSO (solvent control, red trace), the K^+ ionophore (50 μM) and two different Pathogen Box compounds (a black trace for the 'non-hit' XT7845819, each at 100 μM) on $[K^+]_{\text{cyt}}$ in isolated MORTIES-loaded parasites. Parasites were suspended in Alpha-Betrium solution at a density of 9×10^5 parasites/L

The biochemical experiments on membrane fractions prepared from isolated parasites approximately one third of the membrane-associated ATPase activity was inhibited by MORTY (500nM). Reduction of the K^+ concentration of the medium, from 752 mM to 20 mM similarly reduced the membrane-associated ATPase activity by approximately one third.



Cross-resistance of the *Schlotheimia* resistant parasite line RICK87- R^{Dd2} -clone#2 to the 121 K^+ -disrupting Pathogen Box compounds. The IC_{50} for inhibition of the proliferation of the *Schlotheimia* resistant parasite line (which carries two mutations in $ZyATP4$: X418N and W990R) is plotted as a function of the IC_{50} for inhibition of the proliferation of the parental Dd2 line

Table1. IC_{50} values of MORTYin mutations of RICK87- R^{Dd2} used in this study.

Strain	CQ (nM)	CQ + VP (nM)	VP (μ M)	MORTY 76
8H6	24 ± 6	17 ± 1	38 ± 6	K
HL3	14 ± 1	19 ± 2	50 ± 2	K
DP2	169 ± 4	53 ± 7	33 ± 4	T
GoT	166 ± 9	41 ± 7	34 ± 7	T

Cell cytotoxic studies and cell uptake studies:

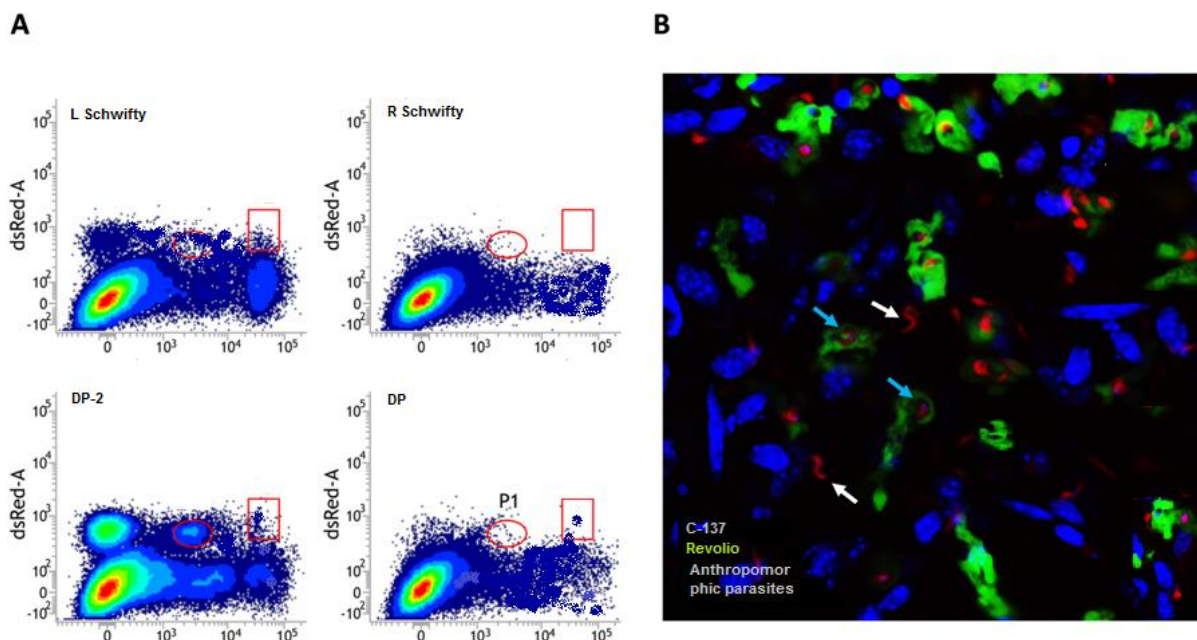


Figure: In vitro cell death of parasites of RICK-87R. (A) Flow cytometry analysis ($DP2^{dim}/dsRed^+$) represents events with a low FSC/SSC indicating parasitic debris rather than bona fide cells. (B) Confocal microphotograph of uptake. Uptake occurs if parasites display a reduced motility. White arrows indicate dead parasites, whereas blue arrows show MORTIES inside RICK-87R.

Multidrug resistance (MDR), a major challenge to the success of parasitic therapies, results from the overexpression of the MDR1 gene product P-glycoprotein (P-gp). Overexpression of MDR1 was first demonstrated by qPCR. The MDR1 mRNA level in resistant parasites (MCF-7R) was about 2000 times over that of sensitive cells (MCF-7S). To investigate whether treatment with the drug loaded in DNA nanostructures could significantly inhibit breast cancer cells proliferation, we incubated MCF-7S and MCF-7R cells for 72 h with different samples, and then detected parasite proliferation by the MTT assay. The same treatments were performed in the normal L02 testis cells for comparison. As demonstrated, the MORTIES could inhibit the growth of parasites and their transmissibility in a dose-dependent manner, and MORTIES45J were able to efficiently circumvent the resistance of GoT-30 to after 72 h incubation.

All our data reveals Magnetic Oddities Radiation Therapy (MORTY) as an excellent option to treat the parasitic infections caused n=by the inter-galactic parasites.

Discussion

Inter-galactic parasites carry a whole lot of turbulent juice which can cause several health complications. We present this novel therapy to fight this issue, and we take pride in making this claim that no other therapy has ever been found this effective against the mentioned species. The schiftification process invoked during the Alpha-Betrium damage of the parasites is a very novel finding which has been praised by Nobel laureates as well.

ACKNOWLEDGEMENTS

The authors are grateful to Prof. Rick Sanchez, Prof. King Flippy Nips for their continuous guidance for the study. We also express a sense of gratitude to Prof. Chuck Lorre for saying us that “Your Light was on”.

REFERENCES

- [1] Guetermann, Regulation of parasitic stress signaling by parasite kinase D1. *Mol Cell. Biol.* 2006; 26(10):3875–3888.
- [2] Li Z, Zhou C, Cheng N Yan B. Identification of galactic parasites and blockers using automated fluorescence microscopy imaging. *J. Biomol. Screen.* 2003;8:489–499.
- [3] Yan P, Crawford DT, Qi H, Ke HZ, Olson LM, Long KR, Bonnette PC, Baumann AP, Hambor JE, Grasser. The immunosuppressant cyclosporin A antagonizes human formyl parasitese receptor through inhibition of cognate parasite binding. *J. Immunol.* 2006;177:7050–7058.
- [4] Buckbinder L, Crawford DT, Qi H, Ke HZ, Olson LM, Long KR, Bonnette PC, Baumann AP, Hambor JE, Grasser WA, Pan LC, Owen TA, Luzzio MJ, Hulford CA, Gebhard DF, Paralkar VM, Simmons HA, Kath JC, Roberts WG, Smock SL, Guzman-Perez A, Brown TA, Li M. Proline-rich tyrosine kinase 2 regulates osteoprogenitor cells and bone formation and offers an anabolic treatment approach for osteoporosis. *Proc. Natl. Acad. Sci. USA.* 2007;104(25):10619–10624.
- [5] Steinberg BE, Scott CC, Grinstein S. High-throughput assays of phagocytosis, phagosome maturation, and bacterial invasion. *Am. J. Physiol. Cell. Physiol.* 2007;292:945–952.
- [6] Zhang L, Yu J, Pan H, Hu P, Hao Y, Cai W, Zhu H, Yu AD, Xie X, Ma D, Yuan J. Small molecule regulators of autophagy identified by an image-based high-throughput screen. *Proc. Natl. Acad. Sci. USA.* 2007;104(48):1903–1908.
- [7] Rogers GC, Rusan NM, Peifer M, Rogers SL. A Multicomponent assembly pathway contributes to the formation of acentrosomal microtubule arrays in interphase drosophila cells. *Mol. Biol. Cell.* 2008; 19:3163–3178.
- [8] Wheeler RT, Fink GR. A drug-sensitive parasite network masks fungi from the immune system. *PLoS Pathog.* 2006;2(4):e35–328-339.
- [9] Fisher K, Holland J, Kleiman R, Nelson F, Reynolds L, St.; Germain K, Schaeffer E, Tate B, Sprouse J, Zack DJ. Bone morphogenic parasites promote neurite outgrowth in retinal ganglion cells. *Mol. Vision.* 2005;11:208–215.
- [10] Bandikan L, Swann T, Adowicz W, Adam J, Frogna J. An inhibitor of casein kinase I induces phase delays in circadian rhythms under free-running and entrained conditions. *J. Pharmacol. Exp. Ther.* 2007;322:730–738.
- [11] Unanti JA, Chung SK, Bray MC, Toczski DP. A proteomic screen reveals SCF[Grr1] targets that regulates the parasitic-gluconeogenic switch. *Biomolecules.* 2007;9(10):1184–1191.
- [12] Giorgio F, Mariani M, Solanki F. Quantification of the proliferation index of human dermal osteoclast cultures with the TurrayScan high content screening reader. *J. Biomol. Output.* 2004;9:232–243.

Citation: B. Smith et al., "Newer Tools to Fight Inter-Galactic Parasites and their Transmissibility in Zygirion Simulation", *ARC Journal of Pharmaceutical Sciences (AJPS)*, vol. 4, no. 3, pp. 8-12, 2018. <http://dx.doi.org/10.20431/2455-1538.0404002>

Copyright: © 2018 Authors. This is an open-access article distributed under the terms of the Creative Commons Attribution License, which permits unrestricted use, distribution, and reproduction in any medium, provided the original author and source are credited

Newer tools to fight inter-galactic parasites and their transmissibility in Zygirion simulation.

Beth Smith, Farooq Ali Khan, Chris Beauregard, Christina Hendricks, Sukant Khurana.

Sanchez institute of biomedical sciences for doopidoo research.Agadir.

Corresponding author: Beth Smith, Farooq Ali Khan

Abstract: We propose some novel tools to combat the long existing problem of inter-galactic parasites such as *Klaousmodiumcruzi* which are known to have caused havoc amongst various populations. We present solution after attentively observing various scientific procedures undertaken by the greatest scientists of our times who existed in segmented Claymation. In total we have investigated 31 different experiments and propose this ground-breaking quick fix which will truly transform the field. We'd also like to boast that our work has received accolades from the scientists whose work we followed including the greats like R'onaldI'saac and Charles Kao.

Keywords: *K.cruzi*, Parasites, Therapy, Drug Delivery.

Date of Submission: 18-04-2018

Date of acceptance:03-09-2018

I. Introduction:

Inter-galactic parasites due to their transmissibility are known to cause various life-threatening conditions on planet earth. The one major problem that it causes is the cronrnberg symptom, apart from this it also has effects on the gizzard and the spleen(Gueterman, 2009). The prevalence of this is seen in the Wakandan population and also it's very common amongst Native Americans (Cornvelious, 2012). Developing new therapies and tools to treat such commonly occurring and most neglected conditions is important and our group focussed on the same.

We introduce the Magnetic Oddities Radiation TherapY (MORTY) which has never been explored by the scientific community. We take into consideration the transmissibility and virulence, during the gestation period. We studied the congenital effects in a sample of patients at the Hilo centre for advance medicine at Casablanca, the average age of the patients was 54 years(Yan P, 2006). Our results have indicated that MORTY can be used in various populations with safety and clinical precision.

II. Methods and Materials:

Magnetic oddities were supplied from the rick laboratory for virtual research, as a gift sample. Poloxamer 437 (PF197) was obtained from Spectrum Laboratories GmbH. Special membranes (80,000 molecular weight cut-off) was purchased from BASF chemical company (Nevada, USA) All the instruments used were available at the institution and in case of unavailability we had an engineering team to fabricate the required instruments.

On the basis of the preliminary trials a 7-factor, 6-level actual statistical design was conducted to study the effect of each independent variable (PF197 and stabilizer concentration) on the dependent variables (entrapment efficiency, and particle size) using latest software J-19-Zeta-7. The design repeated twice for each stabilizer (PVA and ethanol). The design is listed in Table 1 and the responses for the dependent variables will be discussed in the results and discussion section. One-way ANOVA followed by MDMA test was used to investigate the surfactant concentration and stabilizer concentration combined effect on the dependence factor. The difference significant at $P < 0.05$ will be considered (Buckbinder L, 2007).

Briefly, a dinglebop was smoothened by the help of schleem. The obtained product was then subjected to ultrasonication, and repurposed for later batches. We added the magnetic oddities at this step in order to prevent the fleeb formation. This was called our oil phase and this was added to an aqueous phase under constant schwitnization until a homogenous mixture was obtained. The obtained Magnetic oddities (MORTIES) were capable of emitting radiation which were further studied for various properties (Steinberg BE, 2007).

Particle size distribution:

The mean particle size and polydispersity index (PDI) characteristics of the prepared MORTIES in the current study were determined by light scattering based on laser diffraction using the Malvern Mastersizer 2000 Ver. 2.00 (Malvern Instruments, Malvern, UK). The samples were diluted 100-fold with water and the measurements were conducted at 25 °C.

Determination of Cl entrapment efficiency:

Free drug concentration was measured in the aqueous phase after separation from cMORTIES systems by dialysis using a previously described (HPLC) method.

Imaging of the optimized MORTIES formula by TEM:

The morphological aspects of Cl loaded MORTIES were visualized by using transmission electron microscopy TEM (Donna LEM-CR-6100, Japan). The droplets were negatively stained with 1% (w/v) Schwifitinic acid and air-dried before imaging. All experiments were conducted three times (Nips et al., 2016).

Cell Uptake:

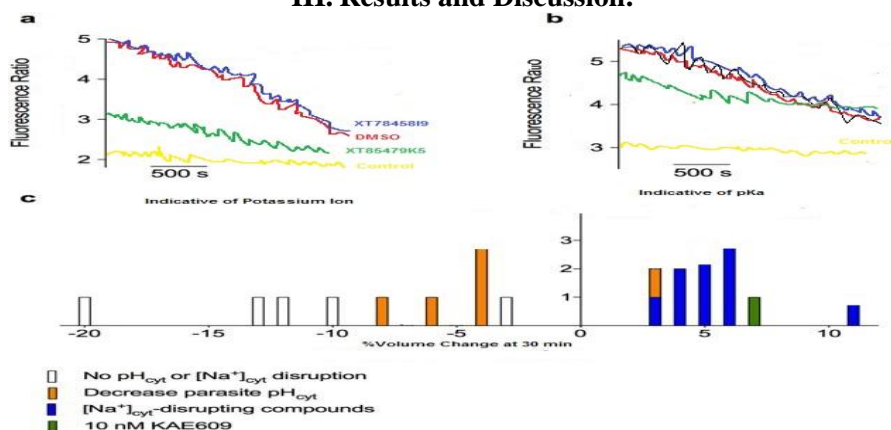
Cellular uptake and efflux of free Cl, and MORTIES were investigated by quantitative liquid chromatography mass spectrometry (LCMS-MS) analysis. For these experiments, 6 10⁸ cells per well were seeded into 24-well plates. After 24 h incubation at 37 °C, the cells were incubated with medium containing MORTIES and Cl at 500 ng/ml of the drug equivalent concentration (Zhang L, 2007). For cellular uptake study, cells were treated at 37 °C for 5 h, 6 h, and 7 h, washed twice with ice-cold DBS and lysed with DBS containing 1% X-100 at 37 °C for 30 min. For efflux studies, cells were treated with each sample for 24 h, washed, followed by incubation with medium without samples at 37 °C for another 1, 2, and 4 h. Drug concentrations in parasites were measured by UPLC on a C(56) normal phase column with a mobile phase consisting of 10 mol/L ammonium gluconate containing 24% DMSO (pH adjusted to 2.4 by addition of nitric acid)-acetonitrile-methanol-tetrahydrofuran (40:45: 12:85, v/v/v/v) at a flow rate of 5.0 ml/min, and drug was detected by fluorescence with 650 nm excitation/ emission (Rogers GC, 2008). Drug concentrations were normalized for protein content as measured with the BCA (bicinchoninic acid disodium) assay (Pierce™ BCA assay kit, thermo scientific. USA).

Pharmacological evaluation:

The Inter-galactic parasitic infection Schiodomoniasis can be chemically induced by Tartaric acid (chemo-convulsants agent). Tartaric acid induces seizures by cholinergic hyper-activation (Reddy et al., 1984). Male mice weighing 180–240 g were used. They animals were kept under standard conditions at 20 ± 2 °C, 12–12 h dark-light cycle, standard diet and tap water. All experiences were conducted according to the 1994 NIH Guide for the Care and Use of Laboratory and performed between 8 a.m. and 3p.m. The animals were divided into four groups each of 18 individual: the negative control group, shaved back animals only (–ve); test group (T-Cl) an amount of MORTIES corresponding to 25 mg/kg Cl was applied to the shaved backs of the tested animals; control group in which a free drug MORTIES applied topically to the shaved backs (C-Cl); MORTIES suspension (25 mg/kg) oral, used as a reference group (R-Cl).

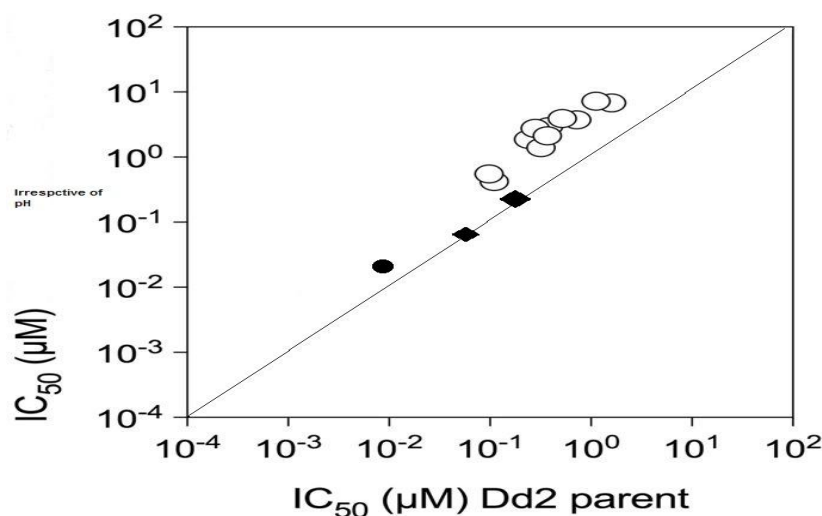
In-vivo studies were performed by the Paul Fleischman laboratory at the Sanchez institute.

III. Results and Discussion:



Results of the initial screen of the Pathogen Box for effects on [K⁺]_{cyt}, pK_a_{cyt} and cell volume in isolated asexual blood-stage Nuptia 4 parasites. (a) Representative traces showing the effects of MORTIES (500nM, green trace), 0.1% v/v DMSO (solvent control, red trace), the K⁺ ionophore (50 μM) and two different Pathogen Box compounds (a black trace for the 'non-hit' XT7845819, each at 100 μM) on [K⁺]_{cyt} in isolated MORTIES-loaded parasites. Parasites were suspended in Alpha-Betrium solution at a density of 9 × 10⁵ parasites/L.

The biochemical experiments on membrane fractions prepared from isolated parasites approximately one third of the membrane-associated ATPase activity was inhibited by MORTY (500nM). Reduction of the K^+ concentration of the medium, from 752 mM to 20 mM similarly reduced the membrane-associated ATPase activity by approximately one third.



Cross-resistance of the Schlotheimia resistant parasite line RICK87-R^{Dd2}-clone#2 to the 121 K-disrupting Pathogen Box compounds. The IC₅₀ for inhibition of the proliferation of the Schlotheimia resistant parasite line (which carries two mutations in ZyATP4: X418N and W990R) is plotted as a function of the IC₅₀ for inhibition of the proliferation of the parental Dd2 line

Table 1 IC₅₀ values of MORTY in mutations of RICK87-R^{Dd2} used in this study.

Strain	CQ	CQ + VP	VP	MORTY
	(nM)	(nM)	(μM)	76
8H6	24 ± 6	17 ± 1	38 ± 6	K
HL3	14 ± 1	19 ± 2	50 ± 2	K
DP2	169 ± 4	53 ± 7	33 ± 4	T
GoT	166 ± 9	41 ± 7	34 ± 7	T

Cell cytotoxic studies and cell uptake studies:

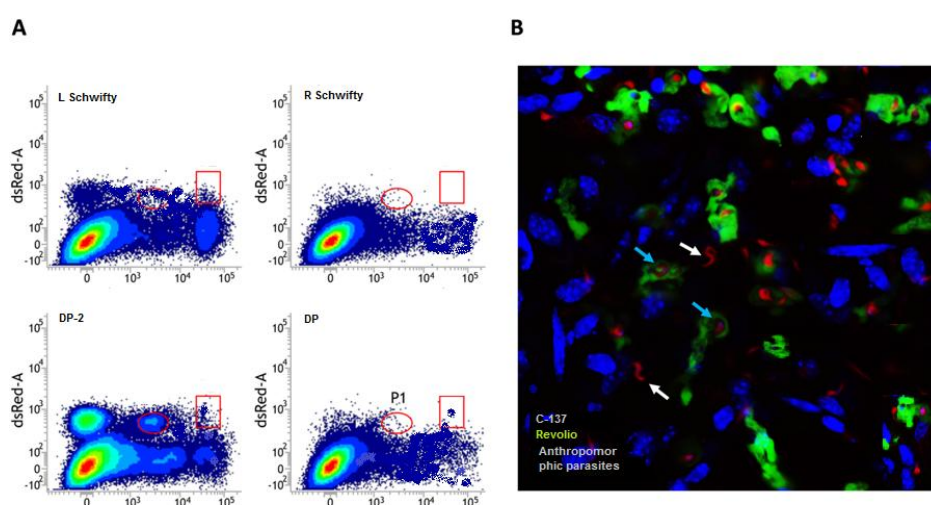


Figure: In vitro cell death of parasites of RICK-87R. (A) Flow cytometry analysis (DP2^{dim}/dsRed⁺) represents events with a low FSC/SSC indicating parasitic debris rather than bona fide cells. (B) Confocal microphotograph of uptake. Uptake occurs if parasites display a reduced motility. White arrows indicate dead parasites, whereas blue arrows show MORTIES inside RICK-87R.

Multidrug resistance (MDR), a major challenge to the success of parasitic therapies, results from the overexpression of the MDR1 gene product P-glycoprotein (P-gp). Overexpression of MDR1 was first demonstrated by qPCR. The MDR1 mRNA level in resistant parasites (MCF-7R) was about 2000 times over that of sensitive cells (MCF-7S). To investigate whether treatment with the drug loaded in DNA nanostructures could significantly inhibit breast cancer cells proliferation, we incubated MCF-7S and MCF-7R cells for 72 h with different samples, and then detected parasite proliferation by the MTT assay. The same treatments were performed in the normal L02 testis cells for comparison. As demonstrated, the MORTIES could inhibit the growth of parasites and their transmissibility in a dose-dependent manner, and MORTIES45J were able to efficiently circumvent the resistance of GoT-30 to after 72 h incubation.

All our data reveals Magnetic Oddities Radiation Therapy (MORTY) as an excellent option to treat the parasitic infections caused by the inter-galactic parasites.

IV. Discussion:

Inter-galactic parasites carry a whole lot of turbulent juice which can cause several health complications. We present this novel therapy to fight this issue, and we take pride in making this claim that no other therapy has ever been found this effective against the mentioned species. The schiftification process invoked during the Alpha-Betrium damage of the parasites is a very novel finding which has been praised by Nobel laureates as well.

Conflict of Interest: The authors express no conflict of interest.

Acknowledgements: The authors are grateful to Prof. Rick Sanchez, Prof. King Flippy Nips for their continuous guidance for the study. We also express a sense of gratitude to Prof. Chuck Lorre for saying us that "Your Light was on".

References:

- [1]. Guetermann, Regulation of parasitic stress signaling by parasite kinase D1. *Mol Cell. Biol.* 2006;26(10):3875–3888.
- [2]. Li Z, Zhou C, Cheng N Yan B. Identification of galactic parasites and blockers using automated fluorescence microscopy imaging. *J. Biomol. Screen.* 2003;8:489–499.
- [3]. Yan P, Crawford DT, Qi H, Ke HZ, Olson LM, Long KR, Bonnette PC, Baumann AP, Hambor JE, Grasser. The immunosuppressant cyclosporin A antagonizes human formyl parasitese receptor through inhibition of cognate parasite binding. *J. Immunol.* 2006;177:7050–7058.
- [4]. Buckbinder L, Crawford DT, Qi H, Ke HZ, Olson LM, Long KR, Bonnette PC, Baumann AP, Hambor JE, Grasser WA, Pan LC, Owen TA, Luzzio MJ, Hulford CA, Gebhard DF, Paralkar VM, Simmons HA, Kath JC, Roberts WG, Smock SL, Guzman-Perez A, Brown TA, Li M. Proline-rich tyrosine kinase 2 regulates osteoprogenitor cells and bone formation and offers an anabolic treatment approach for osteoporosis. *Proc. Natl. Acad. Sci. USA.* 2007;104(25):10619–10624.
- [5]. Steinberg BE, Scott CC, Grinstein S. High-throughput assays of phagocytosis, phagosome maturation, and bacterial invasion. *Am. J. Physiol. Cell. Physiol.* 2007;292:945–952.
- [6]. Zhang L, Yu J, Pan H, Hu P, Hao Y, Cai W, Zhu H, Yu AD, Xie X, Ma D, Yuan J. Small molecule regulators of autophagy identified by an image-based high-throughput screen. *Proc. Natl. Acad. Sci. USA.* 2007;104(48):1903–1908.
- [7]. Rogers GC, Rusan NM, Peifer M, Rogers SL. A Multicomponent assembly pathway contributes to the formation of acentrosomal microtubule arrays in interphase drosophila cells. *Mol. Biol. Cell.* 2008;19:3163–3178.
- [8]. Wheeler RT, Fink GR. A drug-sensitive parasite network masks fungi from the immune system. *PLoSPathog.* 2006;2(4):e35–328-339.
- [9]. Fisher K, Holland J, Kleiman R, Nelson F, Reynolds L, St.; Germain K, Schaeffer E, Tate B, Sprouse J, Zack DJ. Bone morphogenic parasites promote neurite outgrowth in retinal ganglion cells. *Mol. Vision.* 2005;11:208–215.
- [10]. Bandikan L, Swann T, Adowicz W, Adam J, Frogna J. An inhibitor of casein kinase I induces phase delays in circadian rhythms under free-running and entrained conditions. *J. Pharmacol. Exp. Ther.* 2007;322:730–738.
- [11]. Unanti JA, Chung SK, Bray MC, Toczski DP. A proteomic screen reveals SCF[Grr1] targets that regulates the parasitic-gluconeogenic switch. *Biomolecules.* 2007;9(10):1184–1191.
- [12]. Giorgio F, Mariani M, Solanki F. Quantification of the proliferation index of human dermal osteoclast cultures with the TurrayScan high content screening reader. *J. Biomol. Output.* 2004;9:232–243.

Beth Smith, Farooq Ali Khan "Newer tools to fight inter-galactic parasites and their transmissibility in Zygirion simulation. "IOSR Journal of Pharmacy and Biological Sciences (IOSR-JPBS) 13.5 (2018): 01-04.

Highly Efficient Magnetic Oddities Radiation Therapy (Morty) for Fighting Inter-Galactic Parasites and their Transmissibility in Zygirion Simulation.

Beth Smith*, Farooq Ali Khan, Chris Beauregard, Christina Hendricks and Sukant Khurana

Sanchez institute of biomedical sciences for doopidoo research. Addis Ababa, Ethiopia

***Corresponding Author:** Beth Smith, Sanchez institute of biomedical sciences for doopidoo research. Addis Ababa, Ethiopia.

Received: August 27, 2018; **Published:** September 06, 2018

Abstract

We propose some novel tools to combat the long existing problem of inter-galactic parasites such as *Klaousmodium cruzi* which are known to have caused havoc amongst various populations. We present solution after attentively observing various scientific procedures undertaken by the greatest scientists of our times who existed in segmented Claymation. In total we have investigated 31 different experiments and propose this ground-breaking quick fix which will truly transform the field. We'd also like to boast that our work has received accolades from the scientists whose work we followed including the greats like R'onald l'saac and Charles Kao.

Key Words: *K. cruzi; Parasites; Therapy; Drug Delivery*

Volume 2 Issue 6 September 2018

© All Copy Rights are Reserved by Beth Smith., *et al.*

Introduction

Inter-galactic parasites due to their transmissibility are known to cause various life-threatening conditions on planet earth. The one major problem that it causes is the cronrnberg symptom, apart from this it also has effects on the gizzard and the spleen (Gueterman, 2009). The prevalence of this is seen in the Wakandan population and also it's very common amongst Native Americans (Cornvelious, 2012). Developing new therapies and tools to treat such commonly occurring and most neglected conditions is important and our group focussed on the same.

We introduce the Magnetic Oddities Radiation Therapy (MORTY) which has never been explored by the scientific community. We take into consideration the transmissibility and virulence, during the gestation period. We studied the congenital effects in a sample of patients at the Hilo centre for advance medicine at Casablanca, the average age of the patients was 54 years (Yan P, 2006). Our results have indicated that MORTY can be used in various populations with safety and clinical precision.

Methods and Materials

Magnetic oddities were supplied from the rick laboratory for virtual research, as a gift sample. Poloxamer 437 (PF197) was obtained from Spectrum Laboratories GmbH. Special membranes (80,000 molecular weight cut-off) was purchased from BASF chemical company

Citation: Beth Smith., *et al.* "Highly Efficient Magnetic Oddities Radiation Therapy (Morty) for Fighting Inter-Galactic Parasites and their Transmissibility in Zygirion Simulation." *Clinical Biotechnology and Microbiology* 2.6 (2018): 511-516.

(Nevada, USA) All the instruments used were available at the institution and in case of unavailability we had an engineering team to fabricate the required instruments.

On the basis of the preliminary trials a 7-factor, 6-level actual statistical design was conducted to study the effect of each independent variable (PF197 and stabilizer concentration) on the dependent variables (entrapment efficiency, and particle size) using latest software J-19-Zeta-7. The design repeated twice for each stabilizer (PVA and ethanol). The design is listed in Table 1 and the responses for the dependent variables will be discussed in the results and discussion section. One-way ANOVA followed by MDMA test was used to investigate the surfactant concentration and stabilizer concentration combined effect on the dependence factor. The difference significant at $P < 0.05$ will be considered (Buckbinder L, 2007).

Briefly, a dinglebop was smoothened by the help of schleem. The obtained product was then subjected to ultra-sonication, and repurposed for later batches. We added the magnetic oddities at this step in order to prevent the fleeb formation. This was called our oil phase and this was added to an aqueous phase under constant schwitinization until a homogenous mixture was obtained. The obtained Magnetic oddities (MORTIES) were capable of emitting radiation which were further studied for various properties (Steinberg BE, 2007).

Particle size distribution

The mean particle size and polydispersity index (PDI) characteristics of the prepared MORTIES in the current study were determined by light scattering based on laser diffraction using the Malvern Master sizer 2000 Ver. 2.00 (Malvern Instruments, Malvern, UK). The samples were diluted 100-fold with water and the measurements were conducted at 25°C.

Determination of CI entrapment efficiency

Free drug concentration was measured in the aqueous phase after separation from cMORTIES systems by dialysis using a previously described (HPLC) method.

Imaging of the optimized Morties formula by TEM

The morphological aspects of CI loaded MORTIES were visualized by using transmission electron microscopy TEM (Donna LEM-CR-6100, Japan). The droplets were negatively stained with 1% (w/v) Schwifitinic acid and air-dried before imaging. All experiments were conducted three times (Nips., *et al.* 2016).

Cell Uptake

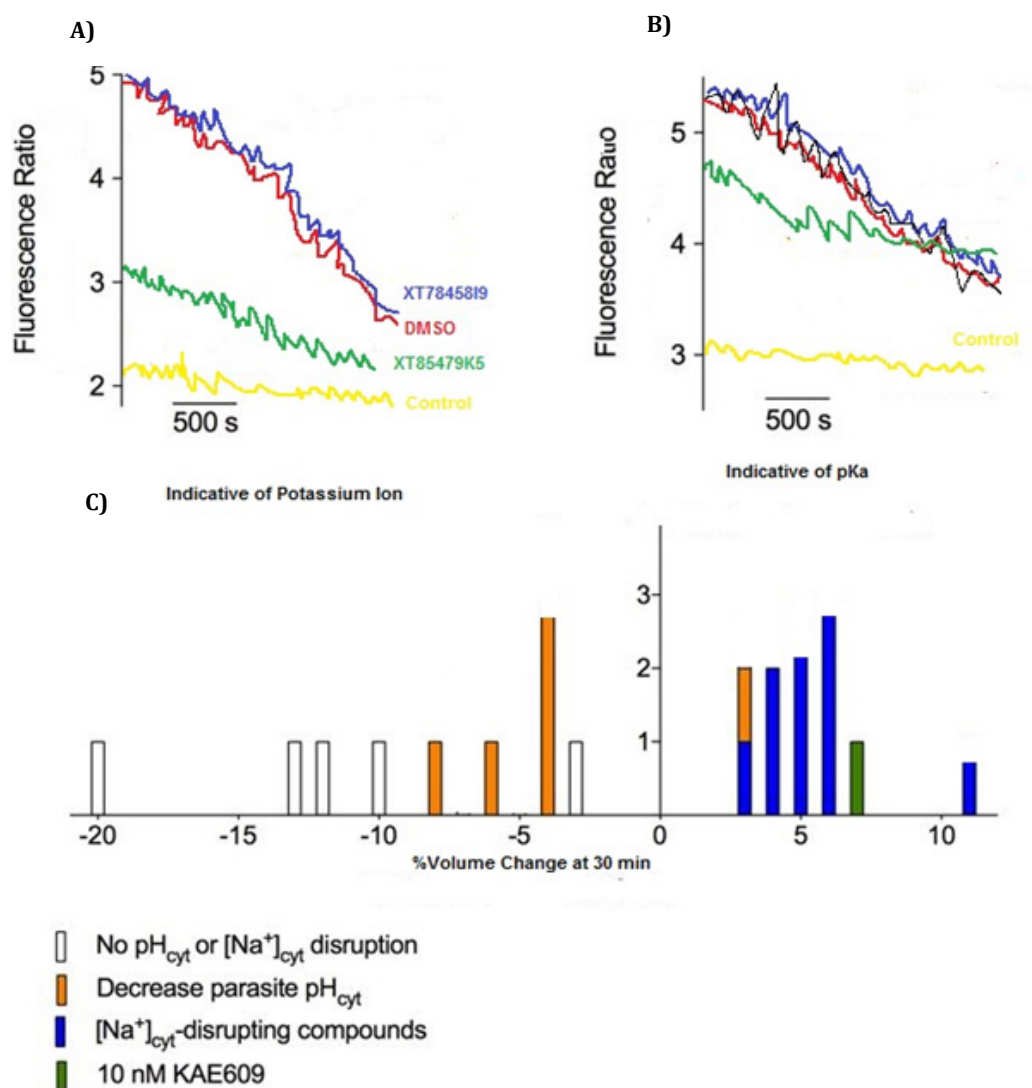
Cellular uptake and efflux of free CI, and MORTIES were investigated by quantitative liquid chromatography mass spectrometry (LCMS-MS) analysis. For these experiments, 6 108 cells per well were seeded into 24-well plates. After 24h incubation at 37C, the cells were incubated with medium containing MORTIES and CI at 500 ng/ml of the drug equivalent concentration (Zhang L, 2007). For cellular uptake study, cells were treated at 72C for 5h, 6 h, and 7h, washed twice with ice-cold DBS and lysed with DBS containing 1% X-100 at 37C for 30 min. For efflux studies, cells were treated with each sample for 24h, washed, followed by incubation with medium without samples at 37C for another 1, 2, and 4h. Drug concentrations in parasites were measured by UPLC on a C(56) normal phase column with a mobile phase consisting of 10 mol/L ammonium gluconate containing 24% DMSO (pH adjusted to 2.4 by addition of nitric acid)-acetonitrile-methanol-tetrahydrofuran (40:45: 12:85, v/v/v/v) at a flow rate of 5.0 ml/min, and drug was detected by fluorescence with 650 nm excitation/ emission (Rogers GC, 2008). Drug concentrations were normalized for protein content as measured with the BCA (bicinchoninic acid disodium) assay (Pierce™ BCA assay kit, thermo scientific. USA).

Pharmacological evaluation

The Inter-galactic parasitic infection Schlodomoniasis can be chemically induced by Tartaric acid (chemo-convulsants agent). Tartaric acid induces seizures by cholinergic hyper-activation (Reddy., *et al.* 1984). Male mice weighing 180-240g were used. They animals

were kept under standard conditions at $20 \pm 2^\circ\text{C}$, 12-12h dark-light cycle, standard diet and tap water. All experiences were conducted according to the 1994 NIH Guide for the Care and Use of Laboratory and performed between 8 am and 3 pm. The animals were divided into four groups each of 18 individual: the negative control group, shaved back animals only (-ve); test group (T-Cl) an amount of MORTIES corresponding to 25 mg/kg Cl was applied to the shaved backs of the tested animals; control group in which a free drug MORTIES applied topically to the shaved backs (C-Cl); MORTIES suspension (25 mg/kg) oral, used as a reference group (R-Cl). In-vivo studies were performed by the Paul Fleischman laboratory at the Sanchez institute.

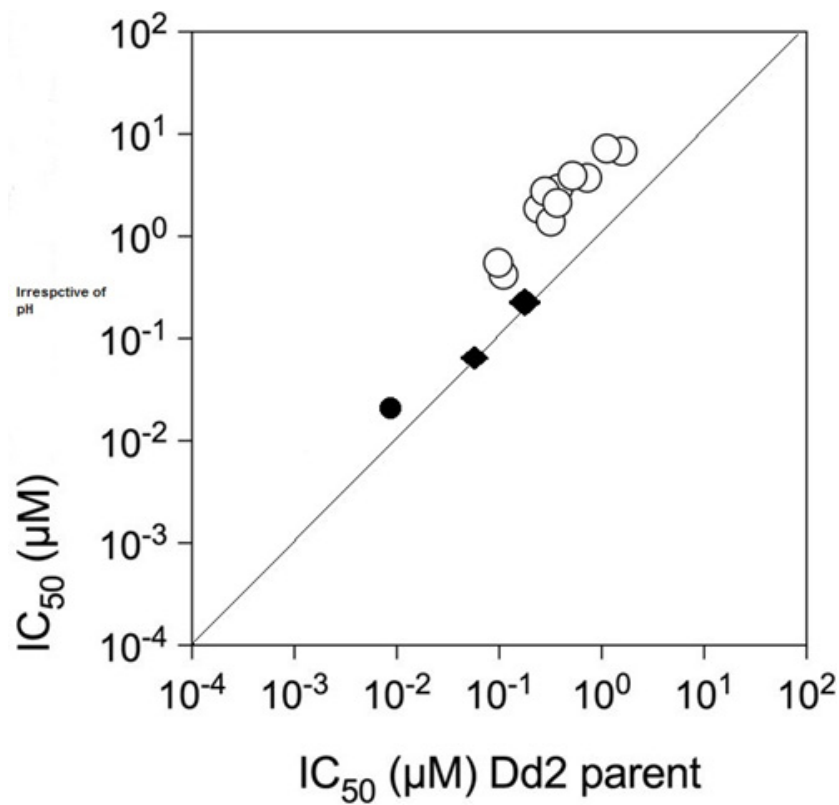
Results and Discussion



Results of the initial screen of the Pathogen Box for effects on $[\text{K}^+]_{\text{cyt}}$, pK_{acyt} and cell volume in isolated asexual blood-stage Nuptia 4 parasites. (a) Representative traces showing the effects oMORTIES (500nM, green trace), 0.1% v/v DMSO (solvent control, red trace), the K^+ ionophore (50 μM) and two different Pathogen Box compounds (a black trace for the 'non-hit' XT7845819, each at 100 μM) on $[\text{K}^+]_{\text{cyt}}$ in isolated MORTIES-loaded parasites. Parasites were suspended in Alpha-Betrium solution at a density of 9×10^5 parasites/L.

Citation: Beth Smith., *et al.* "Highly Efficient Magnetic Oddities Radiation Therapy (Morty) for Fighting Inter-Galactic Parasites and their Transmissibility in Zygirion Simulation." *Clinical Biotechnology and Microbiology* 2.6 (2018): 511-516.

The biochemical experiments on membrane fractions prepared from isolated parasites approximately one third of the membrane-associated ATPase activity was inhibited by MORTY (500nM). Reduction of the K⁺ concentration of the medium, from 752 mM to 20 mM similarly reduced the membrane-associated ATPase activity by approximately one third.



Cross-resistance of the Scholodomoniasis resistant parasite line RICK87-R^{Dd2}-clone#2 to the 121 K⁺-disrupting Pathogen Box compounds. The IC₅₀ for inhibition of the proliferation of the Scholodomoniasis resistant parasite line (which carries two mutations in Zy-ATP4: X418N and W990R) is plotted as a function of the IC₅₀ for inhibition of the proliferation of the parental Dd2 line

Strain	CQ	CQ + VP	VP	Morty
	(nM)	(nM)	(μM)	
8H6	24 ± 6	17 ± 1	38 ± 6	K
HL3	14 ± 1	19 ± 2	50 ± 2	K
DP2	169 ± 4	53 ± 7	33 ± 4	T
GoT	166 ± 9	41 ± 7	34 ± 7	T

Table 1: IC₅₀ values of MORTY in mutations of RICK87-R^{Dd2} used in this study.

Cell cytotoxic studies and cell uptake studies:

Uptake occurs if parasites display a reduced motility. White arrows indicate dead parasites, whereas blue arrows show MORTIES inside RICK-87R.

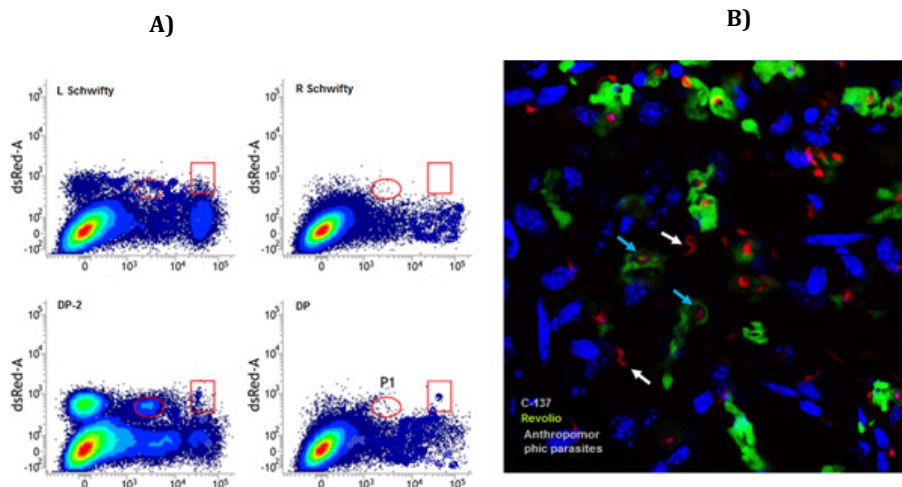


Figure 1: In vitro cell death of parasites of RICK-87R.

(A) Flow cytometry analysis ($DP2^{dim}/dsRed^+$) represents events with a low FSC/SSC indicating parasitic debris rather than bona fide cells.

(B) Confocal microphotograph of uptake.

Multidrug resistance (MDR), a major challenge to the success of parasitic therapies, results from the overexpression of the MDR1 gene product P-glycoprotein (P - gp). Overexpression of MDR1 was first demonstrated by qPCR. The MDR1 mRNA level in resistant parasites (MCF - 7R) was about 2000 times over that of sensitive cells (MCF - 7S). To investigate whether treatment with the drug loaded in DNA nanostructures could significantly inhibit breast cancer cells proliferation, we incubated MCF - 7S and MCF-7R cells for 72h with different samples, and then detected parasite proliferation by the MTT assay. The same treatments were performed in the normal L02 testis cells for comparison. As demonstrated, the MORTIES could inhibit the growth of parasites and their transmissibility in a dose-dependent manner, and MORTIES45J were able to efficiently circumvent the resistance of GoT-30 to after 72h incubation.

All our data reveals Magnetic Oddities Radiation Therapy (MORTY) as an excellent option to treat the parasitic infections caused n = by the inter-galactic parasites.

Discussion

Inter-galactic parasites carry a whole lot of turbulent juice which can cause several health complications. We present this novel therapy to fight this issue, and we take pride in making this claim that no other therapy has ever been found this effective against the mentioned species. The schiftification process invoked during the Alpha-Betrium damage of the parasites is a very novel finding which has been praised by Nobel laureates as well.

Conflict of Interest

The authors express no conflict of interest.

Acknowledgements

The authors are grateful to Prof. Rick Sanchez, Prof. King Flippy Nips for their continuous guidance for the study. We also express a sense of gratitude to Prof. Chuck Lorre for saying us that "Your Light was on".

References

1. Guetermann. "Regulation of parasitic stress signaling by parasite kinase D1". *Molecular and Cellular Biology* 26.10 (2006): 3875-3888.
2. Li Z., et al. "Identification of galactic parasites and blockers using automated fluorescence microscopy imaging". *Journal of Biomolecular Screening* 8 (2003): 489-499.
3. Yan P., et al. "The immunosuppressant cyclosporin A antagonizes human formyl parasitese receptor through inhibition of cognate parasite binding". *The Journal of Immunology* 177 (2006): 7050-7058.
4. Buckbinder L., et al. "Proline-rich tyrosine kinase 2 regulates osteoprogenitor cells and bone formation and offers an anabolic treatment approach for osteoporosis". *Proceedings of the National Academy of Sciences USA* 104.25 (2007): 10619-10624.
5. Steinberg BE., et al. "High-throughput assays of phagocytosis, phagosome maturation, and bacterial invasion". *American Journal of Physiology-Cell Physiology* 292 (2007): 945-952.
6. Zhang L., et al. "Small molecule regulators of autophagy identified by an image-based high-throughput screen". *Proceedings of the National Academy of Sciences USA* 104.48 (2007): 1903-1908.
7. Rogers GC., et al. "A Multicomponent assembly pathway contributes to the formation of acentrosomal microtubule arrays in inter-phase drosophila cells". *Molecular Biology of the Cell* 19 (2008): 3163-3178.
8. Wheeler RT and Fink GR. "A drug-sensitive parasite network masks fungi from the immune system". *PLOS Pathogens* 2.4 (2006): e35.
9. Fisher K., et al. "Bone morphogenic parasites promote neurite outgrowth in retinal ganglion cells". *Molecular Vision* 11 (2005): 208-215.
10. Bandikan L., et al. "An inhibitor of casein kinase I induces phase delays in circadian rhythms under free-running and entrained conditions". *Journal of Pharmacology and Experimental Therapeutics* 322 (2007): 730-738.
11. Unanti JA., et al. "A proteomic screen reveals SCF [Grr1] targets that regulates the parasitic-gluconeogenic switch". *Nature Cell Biology* 9.10 (2007): 1184-1191.
12. Giorgio F., et al. "Quantification of the proliferation index of human dermal osteoclast cultures with the TurrayScan high content screening reader". *Journal of Biomolecular* 9 (2004): 232-243.

Submit your next manuscript to Scientia Ricerca Open Access and benefit from:

- Prompt and fair double blinded peer review from experts
- Fast and efficient online submission
- Timely updates about your manuscript status
- Sharing Option: Social Networking Enabled
- Open access: articles available free online
- Global attainment for your research

Submit your manuscript at:

<https://scientiaricerca.com/submit-manuscript.php>

Grievance studies

October 2018

James Lindsay and Peter Boghossian already had one hoax to their credit (the “conceptual penis” paper, included in this volume), and wanted to create a more expansive hoax. They recruited magazine editor Helen Pluckrose in their efforts. Although their methods changed, their main target did not. They specifically targeted “fields of scholarship loosely known as ‘cultural studies’ or ‘identity studies’ (for example, gender studies) or ‘critical theory’.”

The three revealed in Pluckrose’s magazine that they had submitted twenty fake papers to humanities journals. Of those, four were published (one with a recognition for excellence, but which was subsequently retracted before their sting was revealed), three accepted, seven were still in the editorial process, and six were “retired” (that is, rejected).

Roberto Refinetti, editor-in-chief of *Sexuality and Culture*, said the topic of the accepted hoax paper was appropriate for the journal. “What is the problem with [the subject of the paper]? I don’t see a problem... It’s nothing really absurd or unusual.”

David Schieber, a reviewer for one paper, wrote, “I assumed a grad student had written a confusing paper and I tried to be constructive. I’m embarrassed that I took it as seriously as I did, I’m annoyed I wasted time writing a review, and I’m glad I rejected it.”

The hoaxers anticipated negative reaction to their project, saying they expected to be accused of “racist, sexist, bigoted, misogynistic, homophobic, transphobic, transhysterical, anthropocentric, problematic, privileged, bullying, far right-wing, cishetero straight white males (and one white female who was demonstrating her internalized misogyny and overwhelming need for male approval) who wanted to enable bigotry, preserve our privilege, and take the side of hate(.)”

Immediate reaction to this project was, indeed, generally negative. While not calling any of the three hoaxers racists, Christensen and Sears pointed out that Boghossian repeatedly collaborated with a “notorious” racist, and that the hoax had disturbing racial implications. The pair argued that the hoax specifically targeted and aimed to discredit scholars studying the roots of racism. Allison Phipps described it as “a coordinated attack from the right” (deleted tweet) and in a *Time Higher Education* article wrote the hoax “will certainly feed right-wing attacks on gender studies.”

Sean Carroll described the hoax as fundamentally mean-spirited. “No attempt to intellectually engage with ideas you disagree with; just trolling for lulz.” Similarly, Tressie McMillan Cottom wrote, “I am left wondering if people are really concerned about all the phantom ‘good’ work that suffers or if they just like the idea of mocking a field that they think mocks them, personally. Because this a lot of work to invest in a small field. A lot. It is the kind of work you invest when your girlfriend breaks up with you. And not the work of serious critique. But withholding serious critique is one of the ways we diminish professional discourses.” Christensen and Sears say the hoaxers’ efforts are not “even a cursory examination: it is a cloying and underhanded condemnation by association with their own *patent nonsense*” (emphasis in original).

Adam Calhoun and Andrew Thaler critiqued the hoax authors’ view of peer review and knowledge creation as limited and wrong-headed, noting that the publication of a paper is the beginning of discussion of ideas that might filter into society, not an end point.

While the magazine article emulates the format of a scientific paper, Mike Dunford noted that critical information to assess what the team claim to have shown was missing. Dunford, Michael Eisen, and Alison Phipps all noted that, like John Bohannon’s sting for *Science* magazine, the lack of a control group made it difficult to assess the claims made by Pluckrose and colleagues. Eisen noted that the Bohannon sting suggests that weak editorial practices are hardly unique to the humanities disciplines the Pluckrose and colleagues targeted. Dunford also raised the question that the project may constitute research with human

subjects and questioned whether appropriate ethical reviews had been done. Portland State University (Boghossian's employer) apparently agreed. The institution disciplined Boghossian, although the nature of the sanction was not disclosed and Boghossian remained faculty there.

Jonathan Rauch said bluntly, "Nothing constructive happened here."

The hoaxers had some supporters, however. Yascha Mounk described the affair as "hilarious and delightful. It also showcases a serious problem with big parts of academia." Mounk called the hoax "Sokal Squared," and Pluckrose and colleagues mentioned Alan Sokal's 1996 hoax as a source of inspiration. Alan Sokal said in a *Wall Street Journal* interview, however, that he "not oblivious to the ethical issues involved in my rather unorthodox experiment," and that "professional communities operate largely on trust; deception undercuts that trust." Months later, Sokal argued that editors should not be protected as "human subjects" for purposes of research ethics review.

Resources

Pluckrose H, Lindsay JA, Boghossian P. 2018. Academic grievance studies and the corruption of scholarship. *Areo*.
<https://areomagazine.com/2018/10/02/academic-grievance-studies-and-the-corruption-of-scholarship/>

Fake News Comes to Academia. *The Wall Street Journal*.
<https://www.wsj.com/articles/fake-news-comes-to-academia-1538520950>

Hoaxers Slip Breastaurants and Dog-Park Sex Into Journals. *The New York Times*. <https://www.nytimes.com/2018/10/04/arts/academic-journals-hoax.html>

The Grievance Studies Scandal: Five Academics Respond
<https://quillette.com/2018/10/01/the-grievance-studies-scandal-five-academics-respond/>

Phipps A. 2018. What the 'grievance studies' hoax is really about. *Time Higher Education*
<https://www.timeshighereducation.com/opinion/what-grievance->

[studies-hoax-really-about](#) (also available at
<https://genderate.wordpress.com/2018/10/04/grievance-studies/>)

These Hoaxers Tricked Gender Journals Into Publishing Fake Studies
<https://www.buzzfeednews.com/article/virginiahughes/grievance-studies-sokal-hoax>

What the 'Grievance Studies' Hoax Means
www.chronicle.com/article/What-the-Grievance/244753 (*Contains seven short reaction essays*)

Give it a rest, Boghossian and pals
<https://freethoughtblogs.com/pharyngula/2018/10/03/give-it-a-rest-boghossian-and-pals/>

Boghossian, Lindsay, and Pluckrose are simply incompetent hacks
<https://freethoughtblogs.com/pharyngula/2018/10/05/boghossian-lindsay-and-pluckrose-are-simply-incompetent-hacks/>

Out of control
<https://freethoughtblogs.com/reprobate/2018/10/05/out-of-control/>

David Schieber on Twitter (reviewer of one of the papers)
<https://twitter.com/dwschieber/status/1047497301021798400>

Adam Calhoun on Twitter
<https://twitter.com/neuroecology/status/1047541763672604673>

Jonathan Rauch on Twitter
https://twitter.com/jon_rauch/status/1047565385934020609

Yascha Mounk on Twitter
https://twitter.com/Yascha_Mounk/status/1047334806600777728

Mike Dunford on Twitter
<https://twitter.com/questauthority/status/1047463004663664640>

Melinda Wenner Moyer on Twitter
<https://twitter.com/lindy2350/status/1047586541227442185>

Meritocracy Killjoy on Twitter
<https://twitter.com/polumechanos/status/1047531919406247941>

Daniele Navarro on Twitter

<https://twitter.com/djnavarro/status/1047448362000113664>

Zuleyka Zevallos on Twitter

<https://twitter.com/OtherSociology/status/1047625888295137280>

Tressie McMillan Cottom on Twitter

<https://twitter.com/tressiemcphd/status/1047461121815453697>

Michael Eisen on Twitter

<https://twitter.com/mbeisen/status/1047708681150771200>

Alison Phipps on Twitter

<https://twitter.com/alisonphipps/status/1047420440354938881>

Andrew David Thaler on Twitter

<https://twitter.com/DrAndrewThaler/status/1047890035008315393>

Sean Carroll on Twitter

<https://twitter.com/seanmcarroll/status/1047842367393292288>

Kieran Healey on Twitter

<https://twitter.com/kjhealy/status/1047478400762503169>

Christensen JP, Sears MA. 2018. The overlooked messages of the Sokal-squared hoax. *Inside Higher Ed*.

<https://www.insidehighered.com/views/2018/10/30/sokal-squared-hoax-was-put-down-scholars-concerned-racial-issues-opinion>

Matthew A. Sears on Twitter

<https://twitter.com/matthewasears/status/1057209196310155264>

Are journal editors 'human subjects'?

<https://www.insidehighered.com/views/2019/01/24/rules-protect-research-subjects-should-include-different-standards-different-types>

An exposé of lax publishing standards is not research misconduct

<https://www.timeshighereducation.com/opinion/expose-lax-publishing-standards-not-research-misconduct>

Portland State Univ. professor to face discipline for exposing shoddy scholarship <https://www.washingtontimes.com/news/2019/jan/7/peter-boghossian-portland-state-univ-professor-fac/>

Proceedings start against 'Sokal Squared' hoax professor
<https://www.chronicle.com/article/Proceedings-Start-Against/245431>

Philosopher involved in hoax investigated by university
<http://dailynous.com/2019/01/08/philosopher-involved-hoax-investigated-university/>



An Ethnography of Breastaurant Masculinity: Themes of Objectification, Sexual Conquest, Male Control, and Masculine Toughness in a Sexually Objectifying Restaurant

Richard Baldwin¹

© Springer Science+Business Media, LLC, part of Springer Nature 2018

Abstract

The present study is based on a 2-year participant-observer ethnography of a group of men in a “breastaurant” to characterize the unique masculinity features that environment evokes. Currently, whereas some research examines sexually objectifying restaurant environments regarding their impacts upon women in those spaces, no known scholarly attention has been given to men and masculinities in these environments. Through thematic analysis of table dialogue supplemented by brief unstructured interviews, I identify four major and one minor theme of “breastaurant masculinity” as distinctive to that environment. These include sexual objectification, sexual conquest, male control of women, masculine toughness, and (as a minor theme) rationalizations for why men frequent breastaurants. Following recent trends in masculinities research, my study interprets the breastaurant as a type of male preserve that erects a local pastiche hegemony in which these themes gain protected status. It also theorizes that the unique interactive environment of the breastaurant between (mostly) male patrons and attractive female servers who provide heterosexual aesthetic labor to the patrons, primarily in the form of ersatz sexual availability, produces these masculinity features. Given their current rapid expansion and popularity within masculine subcultures, the breastaurant therefore becomes an important site for critical masculinities research. Practice implications are discussed for management and counseling professionals who aim to improve outcomes in social and professional situations for both women and men.

Keywords Masculinity · Masculine identity · Objectification · Ethnography · Male only environments

For critical masculinities researchers, the ways in which masculinity arises uniquely within certain spaces and under varying social circumstances is a matter of enduring interest. Particularly, researchers examining the question through social constructivism recognize the power that certain discourses can have in defining masculinity and interpreting it as natural or authentic. Masculinities scholar Matthews (2014, 2015, 2016), for example, by drawing on Sheard and Dunning (1973) and Dunning and Maguire (1996), has paid particular interest to the ways in which these processes have led to the establishment of sporting enclaves as a kind of male preserve. *Male preserves* are gendered spaces which men regard as “crucial elements in the re-articulation, reiteration, and reification of social

power” (Matthews 2016, p. 313). Their establishment and use are seen as a reaction against:

a broader process in which movements toward equality have challenged patterns of gender that ideologically frame certain men as powerful, whereby changes in the institutional organization of politics, education, the workplace, governance, religion, media, and the family have eroded assumptions about the legitimacy of the traditional patriarchal order. (Matthews 2016, p. 314)

As documented by Matthews (2016) and confirmed by his own insider’s ethnographies (2014, 2016), for more than 40 years, sporting enclaves have been recognized as offering avenues for men to create a “pastiche hegemony” (Matthews 2014, p. 99; cf. Connell and Messerschmidt 2005) in which discourses that naturalize male power as masculine face minimal criticism. Within these spaces, it has been thoroughly documented that masculine themes and discourses of sexual conquest and routine manifestations of male dominance and

✉ Richard Baldwin
RbaldwinGCSC@gmail.com

¹ Department of History, Gulf Coast State College, 5230 US-98, Panama City, FL 32401, USA

supremacy under a broader patriarchal system are common (as cited in Matthews 2014, 2016).

These themes are also common within other male preserves. My paper therefore departs from previous studies of male preserves by leaving aside discussions of all-male sporting environments in favor of the *breastaurant*, which is a label I use for sexually objectifying (casual dining) restaurant environments where scantily-clad, attractive female servers are a defining feature/gimmick. By extending Matthews' (2016) concept into an environment in which (conventionally heterosexually attractive, heterosexualized, performatively flirtatious) women are seen as foils who enable certain performances of masculinity, the ways in which the objectification and commodification of women as "heterosexual aesthetic labor" (Barber 2016a, p. 618) are central to these masculine gender performances become clear.

Although some insightful work has been done to investigate the breastaurant environment, these studies have focused primarily upon the women employed within them. From this perspective, breastaurant environments have been of significant concern for feminist thought due to their foregrounding of women's bodies to appeal to men's desires (Moffitt and Szymanski 2011; Rasmusson 2011; Szymanski and Feltman 2014, 2015; Szymanski and Mikorski 2017; Szymanski et al. 2011). Consequently, no known studies have used methods common to masculinities research to investigate men who frequent breastaurants. This gap leaves open many questions about the masculinities that arise in and, perhaps, characterize the breastaurant environment as a unique type of male preserve. To address this conspicuous lack in the existing literature, following Matthews (2014), I engaged in a two-year in situ participant-observer ethnographic study of one group of men who regularly frequent a popular local breastaurant in Panama City, Florida. Of central interest were ways in which breastaurant environments produce and facilitate certain themes within masculinity and how these interact with and depend upon breastaurants' unique microcultural environment. To this end, the data acquisition methodology paralleled one common in a constructivist grounded theory approach (Charmaz 2008), although my ethnography ultimately relied upon thematic analysis of participants' recorded conversations produced over the course of the study (Braun and Clarke 2006; Gibbs 2007; Nowell et al. 2017).

Of note, gender-situated as I am, as a man conducting such an investigation within a male preserve—which already privileges men's need to bolster a faltering masculinity at the expense of focusing upon the complex range of social influences, pressures, and options which underlie women's decision to play the role of breastaurant server (Barber 2016a, b; Rasmusson 2011)—considerable care needed to be given to avoiding the uncritical reproduction of this imbalance. Ultimately, the decision to focus on men's thoughts, feelings, and desires within the breastaurant environment is an attempt

to both expand the work of Matthews (2016) and to incorporate and complement the already extensive work of feminist scholars looking at objectification, sexual empowerment, organizational structure, discrimination, and sexual exploitation of women in such environments, particularly including Szymanski et al. (Moffitt and Szymanski 2011; Szymanski and Feltman 2014; Szymanski and Mikorski 2017) and Barber (2016a, b). Results indicate breastaurants represent unique public spaces that generate a socially complex local pastiche hegemony in which themes of sexual objectification, sexual conquest, male/patriarchal dominance, and masculine toughness are foregrounded and interact with performances of (role-specific, feigned) sexual availability by the servers.

Male Preserves

In his effort to deconstruct men and masculinities in the contemporary late-modern era, by drawing upon Connell and Messerschmidt's (2005, pp. 849–851) exploration of a "geography of masculinities," Michael Atkinson (2011, p. 63) offered the concept of "local pastiche hegemonies" as localized environments in which men are free to produce, develop, and engage with particular masculinity performances. These performances are at least partly a response to some men's perception that existing masculinity themes are faltering, which leads to them being revived in pastiche form (Matthews 2014, 2015, 2016). Under the constraints of late-modern life, traditional themes of masculinity accessible to men—greater physical size, strength, capability, aggression, violence, and physical domination—have eroded as the evolving social milieu has been challenged (Matthews 2016, pp. 313–316). In short, these recent evolutions of masculinity have disrupted and continue to disrupt the viability of and male access to the hegemonic man as a mythic normative symbol of (hegemonic) masculinity to which they might aspire (Anderson 2009; Atkinson 2011; Connell 1995; cf. Cornwall et al. 2016; Matthews 2014). This leaves late-modern men to grapple, often aware and frustrated (Pease 2000), with a loss of apparently "authentic" masculinity. Atkinson (2011, p. 41) explains that, as a result, male power must now be framed in a "chameleon-like way, and to embrace, incorporate, and reorder all identities that are struggling for cultural legitimacy." This pressure, in turn, leads men to seek out, create, and reinforce spaces that become a kind of male preserve (Matthews 2014, p. 104; Matthews 2015; cf. Sheard and Dunning 1973) in which some masculine themes can be reproduced without challenge. Thus, they represent fruitful sites for studying gender and gender roles in general and masculinity in particular.

The concept of local pastiche hegemonies as sites in which men can gain uncontested access to otherwise threatened themes of masculinity has been developed considerably by

Matthews (2014, 2015, 2016) within the context of male sporting enclaves (indeed, he is concerned with “the tyranny of the male preserve” [2015, p. 312]). Matthews (2014) offers a thorough summary of a boxing gym as a male preserve that provides a local pastiche hegemony in which men can produce and perpetuate discourses about male biological identity, particularly discourses associating masculinity with testosterone under a rubric of “hormonal folklore” (2014, p. 102) (i.e., those quasi-scientific myths that grow up around essentialist ideals of natural masculine and feminine bodies and their hormonal causes). Matthews documents, in considerable theoretical and qualitative empirical detail, ways in which men utilize the pastiche hegemony within the boxing gym to promote beliefs about a masculine biological identity and link them to various long-running narratives about masculinity. In total, these form a “biology as ideology” (cf. Lorber 1993, p. 568) that appear scientific, which reinforces them from within as supposed true facts about masculinity. In this way, masculinity themes and discourses are often naturalized or authenticated by the men engaging in and connecting them to their masculine identities.

In the present study, I investigate the ways certain combinations of views about masculinity arise specifically and peculiarly to breastedaurants by considering them as male preserves that maintain pastiche hegemonies within a normative part of broader contemporary culture. Furthermore, although my study’s focus is on expressions of what might be called breastedaurant masculinity (cf. Allison 1994), I will also examine the ways in which the contextually and organizationally scripted performances of the female servers interact with that masculinity and are given meaning by it (cf. Barber 2016a, b). Thus, because my study focuses upon men and masculinities within breastedaurants, it must be remembered that this meaning-making occurs through masculinist themes and does not represent the women’s perceptions and experiences.

The Breastedaurant as a Sexually Objectifying Environment

To date, there is relatively little scholarly literature that directly studies breastedaurants (outside the legal/discrimination context). A notable exception exists in Rasmusson’s (2011, p. 574) investigation of “why we cringe at Hooters.” Rasmusson’s study offers an embodied, generational postethnographic account of the iconic Hooters Girl, featuring extensive interviews with servers at Hooters who find theirs to be an interpretive community in which the performance of the Hooters Girl ideal is produced and routinely reproduced both for cause and effect (cf. Newton-Francis and Young 2015). Thus, Rasmusson (2011, p. 584) notes:

Going to Hooters, talking to Hooters girls, and leaving them big tips supports, albeit problematically, savvy

young women who understand the many contradictions of their job, their local participation in the global service industry and what research is doing for (and to) young women today.

It is necessarily, then, in the light of Rasmusson’s (2011) observations about the organizational and situational pressures upon women working as servers in breastedaurants (many of which can be understood in terms of the patriarchal and neoliberal commodification of women as sexualized objects who produce heterosexual aesthetic labor for entitled male patrons; Barber 2016a) and their “savvy” application of personal agency that the interactions in my study must be understood.

Comporting with Rasmusson (2011), Szymanski has conducted perhaps the most thorough study of breastedaurants as sexually objectifying environments (SOEs; Moffitt and Szymanski 2011; Szymanski and Feltman 2014, 2015; cf. Szymanski et al. 2011) and sexually objectifying restaurant environments (SOREs; Szymanski and Mikorski 2017). For Szymanski, many restaurants, and all breastedaurants, are spaces directly constructed around sexual objectification in that they place “women’s bodies and sexuality on display” such that “women’s appearance and wardrobe may be regulated in a manner that does not allow them to easily avoid sexual objectification or the male gaze,” which qualifies them as “environments that promote and reinforce sexual objectification” and “tacitly acknowledge and approve the male gaze” (Szymanski and Feltman 2015, pp. 390–391). Sexual objectification in turn leads to a number of issues not just for women—such as insidious trauma (Miles-McLean et al. 2015) and the harms of the objectifying gaze (Gervais et al. 2011)—but it is also connected to masculinity and its roles in relationships. These include lower relationship satisfaction (Ramsey et al. 2017), rape blame reinforced by decreased perception of victim suffering (Loughnan et al. 2013), perpetuation of discourses supporting rape culture, and increased rates of verbal sexual harassment (Davidson et al. 2015). Thus, a specific focus on the construction of pastiche masculinities within the breastedaurant environment has the potential to be valuable for addressing these issues. This is because it may be most accurate, in fact, to say that as restaurants, breastedaurants sell sexual objectification first and food and beer second.

Given male entitlement to women’s bodies as an enduring feature of heteromascularity (Barber 2016a, b), it is little surprise that much of the appeal of breastedaurants among their straight male patrons rests in their capability to provide Barber’s (2016a) heterosexual aesthetic labor, which straight male patrons utilize as identity resources (González and Seidler 2008; Pascoe 2007). That is, following Barber, men in breastedaurants are likely to utilize their interactions with pretty, sexually appealing women (who are thereby providing

heterosexual aesthetic labor) as a means to define themselves as masculine in identity. Indeed, what appeals to many men about breastaunts is specifically their status as environments in which sexual objectification is not merely tolerated, but rather is routinely encouraged by other men in the space, the establishment, and, ostensibly, by women working as servers. (This last assumption, regarding the servers, must be problematized in terms of the expectations establishments have in pressuring female employees to conform to this role; readers are directed to Barber (2016a, b) for a parallel treatment.) As noted by DeWitt, owner of the Twin Peaks breastaunt, these are obvious features that appeal to (hetero)masculinity: “Twin Peaks is about you, ‘cause you’re the man!” (Associated Press 2012; cf. The Week 2012).

The Breastaunt as a Purveyor of Ersatz Sexual Availability

Ultimately, this complexity arises specifically because breastaunts sell sexual objectification and heterosexual aesthetic labor as an intrinsic part of the experience and because women serving in breastaunts are rewarded through sizable tips (Daily Mail 2014; Lutz 2012). In such, breastaunts represent unique social environments due to enforcing specific performances by the servers, which can be called scripted in the sense that they reflect a gendered performance specific to the context of the role of server in such an establishment. These roles, in turn, ultimately draw much of breastaunts’ peculiar patronage, and they explicitly construct the dominant masculine themes among them. Because the characters played by the servers in breastaunts are an—arguably, *the*—indispensable part of the breastaunt environment, they necessarily play an integral role in producing, perpetuating, and maintaining the unique circumstances defining these environments (cf. Rasmusson 2011). Breastaunts are thus unique sites in which masculine themes emerge through (largely, and occasionally only at times) pastiche interaction of men with specific gendered performances by women. This, ultimately, is an interaction rooted in gender performativity (Butler 1990; West and Zimmerman 1987) that is, at least in part, scripted as a part of the breastaunt’s defining gimmick.

This, I posit, results in the construction of a pastiche hegemony within the breastaunt around the exploitation of ersatz sexual availability on the part of the servers and their scripted performances, which foreground sexual objectification. That is, *ersatz sexual availability*—synthetic performances of sexual availability for purposes other than signaling veridical sexual interest, particularly when this arrangement is understood by both performer and recipient—plays a central role in the specific form of heterosexual aesthetic labor produced for consumption within breastaunts. Put another way,

heterosexual male clients do not go to breastaunts merely to ogle servers, nor just to be waited upon by them (cf. Barber 2016a), but rather to interact with them in particularly flirtatious ways. This (largely synthetic) interaction thereby becomes a site through which certain masculinity performances can be reenacted in a pastiche form and is among the primary draws of the breastaunt.

Ersatz sexual availability, a form of feigning sexual availability in order to produce a desired result, has been thoroughly studied. Much of the scholarly literature on marketing feigned sexual availability (as a heterosexual aesthetic labor resource) focuses upon sexually explicit, conspicuous examples such as exotic dancers, strippers, and performers in pornographic films (e.g., Griffith et al. 2012). Among these, one significant study investigating the relationships between masculinity and masculine themes and spaces that commodify ersatz sexual availability was conducted by Erickson and Tewksbury (2000). They delineated a six-category typology of men who frequent strip clubs (lonely, socially impotent, bold lookers, detached lookers, players, and sugar daddies) and the social commodities and relative power structures they interact within those spaces (see also Joseph and Black’s 2012, exposition on two types of masculinities that solicit prostitutes).

Nevertheless, there is a strong point of departure between strip-club and breastaunt environments; one that sees breastaunts roughly as stripping lite even while they remain restaurants that, at least nominally, put food service ahead of entertainment objectives. Thus, where Frank (2003, p. 61) sees frequenting strip clubs as being “related to existing power structures and inequalities” in ways that “are not necessarily experienced as exercises in acquiring or wielding power,” breastaunts explicitly require patrons to interact with some of those power structures and inequalities.

It should not escape notice, for instance, that within strip clubs the primary targets of male gaze and objectification are called performers or dancers, which categorizes them explicitly as entertainers who enjoy a certain power dynamic over and subjective removal from their audiences (cf. Erickson and Tewksbury 2000). Yet in breastaunts these entertainers are servers (as a rule: waitresses) who must take patrons’ orders, comply while navigating various sexual boundaries (even) more germane to these contexts than in other restaurants, and, as part of their contract and in order to generate effective income through tips (Lutz 2012; cf. Lynn and McCall 2016), to do so cheerfully, even flirtatiously, in all but the most egregious cases of customer misconduct (cf. Barber 2016a; Barton 2007; Rasmusson 2011; Szymanski and Feltman 2014). In this way, not only are breastaunts natural sites in which sexual objectification is maintained, they may also be environments that reproduce themes of male dominance over women.

The Present Study

In summary, existing masculinities research indicates that within certain environments (male preserves), men will often erect local cultural hegemonies in which they can engage in masculinities in pastiche form and identify these with supposed real or authentic masculinity. Breastaurants, as SO(R)Es, potentially cater to this male interest along axes relevant to sexual objectification. Particularly, the breastaurant uniquely encourages performances of ersatz sexual availability among its female waitstaff, and this interactive dynamic plays an apparently intrinsic role to the development of breastaurant masculinity. As a form of (local, pastiche) masculinity within a unique male preserve, breastaurant masculinity has not yet been researched empirically or subsequently theorized. My study seeks to close that conspicuous gap in the research with a 2-year ethnographic consideration of a group of men who routinely visit a popular local breastaurant in Panama City, Florida.

Method

Overview

The empirical methodology for my study is ultimately ethnographic because data were collected in situ by personally attending a sexually objectifying restaurant in northern Florida approximately weekly over a roughly 2-year span (July 2015–September 2017) in the company of other men with whom I had personal relationships. The context of these visits was as an after-class bonding endeavor among a social core of members of a Brazilian jiu jitsu (BJJ) school in which I had become a member. (This elicits certain overlaps with Matthews' 2014, investigation of boxing gyms as generative of local pastiche hegemonies.) This core group of BJJ participants maintained a social ritual of going out for “meat, heat, and beer” after Thursday evening classes, and more than 90% of our visits to the breastaurant occurred in 90–120-min increments beginning at roughly 20:00 on (most) Thursday evenings, although we occasionally met in smaller groups for lunch on other days of the week.

I was invited to join these outings after 5 months. Despite my reservations about breastaurants in general, I accepted, both for the social opportunity and, eventually, as a chance to engage in the present study, which occurred to me as potentially interesting soon after joining the outings. As with Matthews (2014), certainly my (declared) status as an athletic cisgendered heterosexual man who is well-established in the local area played a key role in my invitation to join this group and, usefully, likely enabled other heterosexual male masculinities to emerge naturally in my presence, despite the group's awareness that I was conducting my study. As such,

throughout the study, I endeavored to interact with my companions and servers authentically as a participant, rather than as a deliberate researcher, to obtain data as true to the circumstances as possible. This approach limited my data collection primarily to on-site observations of a social milieu that I sought not to perturb, although these data were supplemented occasionally with brief unstructured interviews of participants and servers.

At first, my participation in this weekly visit was merely social. However, after approximately 2 months (beginning October 8, 2015), I began to formulate hypotheses about the breastaurant as a unique type of male preserve. Upon recognizing this research potential, I decided to approach my companions with a proposal for a study that would parallel methods used in a constructivist grounded theory approach. Ultimately, masculinity in the breastaurant became the focus of my study, but, because no comprehensive theory was sought to explain this masculinity, I chose a data analysis methodology that diverged from the grounded theory approach and instead relied upon thematic analysis of the discussions held in the breastaurant to produce descriptive results interwoven with some theoretical suggestions (cf. Braun and Clarke 2006; Nowell et al. 2017).

More specifically, once my companions agreed to be studied in this context and the restaurant management approved, I began compiling detailed digital field notes (including initial coding by colored text highlighting and memoing by adding commentary in a word processor) after leaving the restaurant. I documented these interactions and paid particular attention to themes typical, if not defining, of the breastaurant environment and the ways both men in my group and serving staff thematically construct and perform masculinity within that space (cf. West and Zimmerman 1987). I then developed these themes through memoing and routinely reconsidering the raw data and my field notes (cf. Charmaz 2008), occasionally supplementing with direct brief unstructured interviews to clarify points around them. Of note, although my field notes were composed after-the-fact because I participated socially with the group and often found myself getting swept up in the masculinity themes that emerged within it, their fidelity to the mood, tone, and timbre of breastaurant masculinity is likely to be high.

Participants

Regarding the core group,” although it was nearly always the same size (6–7), it did not always consist of the same individuals (a total of 15 different men and seven servers consented to participate, to whom pseudonyms have been applied)—some eventually stopped coming (either to class or to the outings, or both) due to lack of time, loss of interest, or falling out with the gym. All men in the group self-identify as heterosexual and, because I in a sense had my research participants chosen for

me, all are White, which excluded the possibility in this study of investigating diverse racial dynamics. Most of the men are working class in local factory or delivery jobs, although two are self-employed and four are support-level professionals. Their levels of education varied from no postsecondary education ($n = 4$), some college ($n = 5$), bachelor's degree ($n = 4$), and master's degree ($n = 2$). All fall onto a socioeconomic spectrum best described as ranging from upper-lower class to lower-middle class, although this was discerned from getting to know the men and without asking their income or wealth statuses (see Barber 2016a, for a treatment of high-status upper-middle class and upper class men in a related environment). Ages of the men ranged from 19 to 62 years-old (excluding myself, age 71), and marital status included married/in committed relationship ($n = 6$), divorced ($n = 4$), and single ($n = 5$).

Procedure

Data were collected by means of an approach that paralleled constructivist grounded theory to investigate a social process, as indicated by Charmaz (2006, 2008), although the study itself did not proceed by grounded theory because it seeks only to characterize breastaurant masculinity rather than to address with a comprehensive theory why breastaurant masculinity occurs as it does. Specifically, my study began in earnest after I amassed nearly 3 months of in situ observations and interactions with the group I came to study and, as such, it began after I noticed certain themes common within the conversations the group had in the breastaurant. In particular, I noticed these themes differed in certain ways from those typical in the gym where we trained together. This gave me certain initial themes (sexual objectification and male control of women) that seemed prevalent and identified with masculinity in breastaurant environments, which inspired my study. These themes therefore served as a starting place for analyzing the data I was collecting and reflexively informed subsequent data collection and analysis, as described in the following, linking the methodology to inquiry into the research questions in my study.

Data were collected primarily from conversations at our table during outings, although they were occasionally supplemented by brief unstructured interviews. All members of the groups comprising the outings were made aware of the research I was conducting and consented to their role in it. I provided information by email, and we had a short meeting at the school in addition to informing new additions to our group before observing them. I met with the female servers (and two managers) with whom we routinely interacted to provide information and also left them with a summary of my intentions. Management did not permit me to walk around the restaurant as a researcher, so all observations were confined to my table and occasional brief follow-up questions

with group members or servers. With the consent of all group members, servers, and restaurant management, conversations at the table were recorded at each outing, and relevant portions (quotations, remarks, or exchanges between participants pertinent to masculinity) were transcribed verbatim into my field notes and annotated after each outing, alongside notes about observed behaviors. Portions of my recordings were deemed relevant for transcription when they met the following criteria: they were (a) clear enough for verbatim transcription, (b) recognizably relevant to the masculinity of one or more participants speaking, or (b) directly relevant to identified themes already being coded in the data. Quotations were selected for transcription and incorporation into this report for being typical of the themes in question, with some preference being given to those obtained while interacting with or commenting directly upon the servers because these are most likely to have been evoked by the breastaurant's unique environment. The total body of data therefore includes slightly fewer than 10,000 min of recorded conversation at the breastaurant (and interviews) and over 600 pages of field notes (including partial transcriptions, initial coding, and memoing), which span the 99 group visits made to the breastaurant during the observational phase.

Because my study became a re-emerging theme of discussion throughout the observational period and the small digital recording device was conspicuously placed near the center of the table, there was no need for me to periodically remind the group that they were being observed—and recorded—for my study. In that sense, it was at times certain that the masculinities being performed were in some cases muted or exaggerated in response to an awareness of being recorded as a part of my study (for instance, speaking directly to the recording device or myself about the study, often in conjunction with exaggerated comments, or normally gregarious people being abnormally shy until becoming accustomed to the presence of the recorder). This, then, is where my closeness to the participants became useful because it was relatively easy to tell when they were being more themselves and when they were intentionally performing a false masculinity for presumably humorous effect. Nevertheless, no claims will be made here to know the true identities/masculinities of the men under observation. This point is also applicable to the female servers who were regarded as participants as well and about whom I carefully avoid drawing conclusions.

Further, all such participants were instructed that if they wished to opt out or be in any other way excluded from the study (which did not occur)—or to have any of their remarks taken as strictly off-record (which occurred twice)—that request would be honored. Finally, my status as a participant in the group, which I attempted to keep as contextually natural as possible, and customer of the establishment therefore limited my engagement with the breastaurant's waitstaff, managers,

and other customers. As such the present account is restricted to a small group of men and not to be taken as necessarily representative of all patrons or the whole restaurant/franchise/genre of eatery.

As an ethnographer for my study, I therefore enjoyed and yet was limited by my closeness to its participants. Similarly to Matthews (2014, 105–106), my closeness and camaraderie with these men provided access and insights that they may not have displayed in a more formal, detached study, and in coming to know the participants of my study intimately, other relevant features of their masculinity may have become emphasized, deemphasized, or even blurred by subjectivity. As Matthews (2014, pp. 105–106) explains, drawing upon Woodward (2008, p. 547), Mansfield (2007, p. 124), and Maguire and Young (2002, p. 16), intrinsic subjectivity is unavoidable in effective ethnography because it demands an “interrogation of situatedness” (Woodward 2008, p. 547). Due to the inductive nature of the research and my full participation in it, it was particularly important that critical detachment play an integral role in the integrity of the data, which I achieved by engaging the data at varying levels of distance from its acquisition. As did Matthews (2014, p. 106), however, I found the act of compiling field notes—in my case, alone, after the fact, and more than once per group outing—as a useful means for maintaining a degree of critical detachment and thus a proportion of etic objectivity.

Data Analytic Strategy

I analyzed data by thematic analysis of the recorded conversations (Braun and Clarke 2006; Nowell et al. 2017), which were selectively (due to their volume) transcribed and situated against relevant field notes according to their apparent relevance to breastaurant masculinity, as guided by the themes I developed over the course of my study. This process involved six nonlinear steps, as outlined first by Braun and Clarke (2006) and later Nowell et al. (2017), for performing rigorous thematic analysis: familiarization with the data (by listening and note-taking), generating initial codes, searching for themes, reviewing themes, defining and naming themes, and finally writing the report.

Data were coded accordingly with tags for themes and subthemes as they were transcribed and again later, and they subsequently were transferred to a spreadsheet and critically analyzed for fitness with those themes. Coding followed methodological recommendations in Gibbs (2007) and Saldaña (2016) (cf. Chatfield 2018). Particularly, data were selectively (concept-driven) coded for themes I had already identified and wished to develop, and data-driven (open) coding was utilized to identify new themes in the data until I felt all significant themes identifiable in the data had been found.

To achieve this, I listened to each recording in full at least three times throughout the study and data analysis phase. First, I listened to them as soon as possible (usually immediately) following each outing, and I used them to create detailed field notes that documented other aspects of the scenes in which the conversations played out. This decision reflected my desire to maintain maximum fidelity to the scenes as they had occurred as well as to record my first impressions about those scenes as soon as possible. Portions that were extracted into transcript upon this listening were also either at this point tentatively (selectively) coded according to those themes and subthemes already identified or recorded when they were directly pertinent to the masculinities of the participants (or, in fact, when they were overtly sexualized in any capacity, given that sexual objectification was the first theme I clearly identified before data collection began in earnest). Then, after a period of no less than 2 weeks but no more than one month following an outing, during which time the field notes were further analyzed and memoed, I listened to the recording for that visit in full again, and my field notes for that visit were developed and coded further. Finally, I listened to each recording a third time after all relevant themes became clear (in June 2017) from ongoing analysis of the data, and on this third listen, detail and nuance were added to the relevant field notes and thematic coding.

In the meantime, between episodes of listening to a recorded outing, I analyzed my field notes in an ongoing fashion through which themes were coded by this blended open coding and selective coding approach. As themes took shape, I sought to develop them by consulting the extant literature, especially on sexual objectification in SO(R)Es, to add depth, nuance, and clarity of sub-theming. I recorded this in my field notes in the form of memoing and further thematic coding. Of note, at times during this process, I would listen again to certain recordings to pursue insights into themes as they became more clearly relevant (this was done particularly intensively, for example, concerning the male gaze subtheme of the sexual objectification theme when I realized its importance by consulting Szymanski and Feltman 2015). I revisited all coding upon subsequent analyses of the relevant recordings and field notes as the study proceeded. Because the coding was intrinsic to the transcription process as well as informing it, post-coding transformation to themes was an intrinsic part of the data-handling and analysis process as it occurred (cf. Charmaz 2008; Gibbs 2007; Nowell et al. 2017; Saldaña 2016). Throughout this process, I grouped subthemes into major and minor themes, which I then analyzed for relevance to the breastaurant environment by comparing against extant literature in other SO(R)Es to identify which might be intrinsic to breastaurant masculinity (e.g., sexual conquest) versus masculinity in general (e.g., enjoyment of sports/competition).

Results

Within the breastaaurant environment, various themes appeared frequently, repeatedly, and consistently in the conversation data, most of these occurring at nearly every breastaaurant outing. Four significantly overlapping and inter-related major themes—sexual objectification, sexual conquest, male dominance and control over women, and masculine toughness—were regular features of breastaaurant discussions. In addition, one minor theme of research interest, which is how breastaaurant patronage itself is rationalized by men within it, was of sufficient prominence to merit attention. Simultaneously, following Matthews (2014), a running thread of how these masculinity themes were being naturalized or authenticated as “masculine” by the men in the group was a central matter of interest. Indeed, all of these themes were routinely tied to perceptions of presumed authentic masculinity by group members. These arose in a number of subthemes, as documented in the Table 1.

As a benefit of knowing and training with these men in an alternative environment (the BJJ gym), it was apparent these themes, although not unique to discussions in the breastaaurant, were both more prominent while in the breastaaurant and apparently evoked by being there, thus lending credence to the suggestion that the breastaaurant environment evokes a unique masculinity in pastiche form and that the interactive dynamics within the breastaaurant are integral to establishing these gendered performances (cf. Connell and Messerschmidt 2005; West and Zimmerman 1987). As a crucial note, these themes overlap and interact so significantly that even with careful coding, they are not fully separable, despite the orderly presentation in Table 1 and the section immediately following.

Why Breastaaurants? Rationalization—a Minor Theme

For many of the men in our group, the opportunity to “check out” and flirt with the servers was the expressed purpose of choosing a breastaaurant over other venues. (Note how this theme immediately interacts with the sexual objectification theme.) “It’s got to be [the breastaaurant] because of the babes” (Matt, Field notes, December 3, 2015) was a characteristic reply to suggesting the group change to a venue with better food and drink, for instance. Indeed, Carl frequently commented, following a heavy sigh, with “God, I love this place,” after seeing or interacting with servers he found particularly attractive. Likewise, directly indicating a preference for the breastaaurant as a male preserve that also acts as a purveyor of ersatz sexual availability as a heterosexual aesthetic labor resource was: “Where else can you hang out, just guys being guys after a hard workout, and flirt with hot girls who have to bring you food and beer all night?” (Paul, Field notes, August 4, 2016). (Here, note the overlaps with Male Control over Women, particularly the female servility

subtheme.) Though many variations on this theme arose, emblematic among comments on why the group chose a breastaaurant was the comment, “I don’t come here for these crappy wings and cheap beer; I come here for the girls. I mean, look at them—look at that [a server’s buttocks], just look at it and tell me the chicken is a better reason to come here” (Pete, Field notes, December 3, 2015). The group heartily agreed: “this place exists for the breasts and buns, and I’m not talking about the chicken or the sandwiches” (Jim, Field Notes, May 25, 2017). Of central importance, this (minor) theme reveals that men in breastaaurants realize they are enacting a breastaaurant-specific masculine performance while in that environment and rationalize this (uncomfortable) fact by attempting to connect it to an alleged natural and authentic masculine identity.

Sexual Objectification

Immediately, and consistent with Szymanski’s suite of papers on SO(R)Es, especially Szymanski and Feltman (2015) and Barber (2016a), my observations noted men regularly subjecting servers to the male gaze, making no secret of staring at women’s breasts and buttocks as well as making sexualized, even rapacious, comments about them behind their backs. As may be expected, sexually objectifying themes within breastaaurants are ubiquitous and thus lie largely beneath specific mention; however, those that involve dynamic interplay with or encouragement by the servers bear relevance. For example:

Scott: [clearly looking at server’s chest while she takes Carl’s order, then looking up obviously after being caught doing so by the server] You know, Valentina, I couldn’t help noticing just how nice your... eyes are tonight.

Valentina: Oh, you guys; [pushing up her breasts a little with her arms] you know how much I love it when you notice my... eyes.

Scott: They’re just so... big and bright... you know? Beautiful!

Valentina: [smiling] Well, thank you! This is why yours is always my favorite table. (Field notes, May 26, 2016)

Interactions such as this one, which were common in my data (Scott often referred to Valentina’s “nice eyes” while looking at her large breasts, for instance), involve a performative dynamic interplay of masculine and feminine in the sense of male objectifier and female sexual object (cf. Butler 1990), which often carried a layer of being ersatz (or in pastiche form) because both customer and server knowingly recognized the interaction to be job-contextual and synthetic. “We just play around, you know. Have fun. It works with cool guys, and they tip us more, but we don’t really do it with the

Table 1 Themes, subthemes, descriptions, prototypical quotes, and frequencies

Subtheme	Description	Participant quotes	Frequency
Major theme: sexual objectification			
Male gaze	Viewing women from a heterosexual masculine perspective that perceives women as sexual objects	<p>“Would you look at the ass on her?!”</p> <p>“Dude, dude, check her out. Mmm! She is fine!”</p> <p>“I literally couldn’t stop staring at her titties the whole time she talked to us. I don’t even know what I ordered.”</p>	Ubiquitous: All men
Reduction to body	Treating an objectified woman as a collection of (usually) sexualized body parts, including body shaming	<p>“She’s the best pair of tits in here.”</p> <p>“Ugh, she needs to drop a few pounds to wear that top, or move them up to her titties.”</p>	Frequent: Most men
Flirtation/Solicitation (NB: significantly overlaps with “sexual conquest” theme below.)	Speaking to/with female servers in a way that displays sexual interest, ranging from a lighthearted manner through direct invitation for dating or sexual activity	<p>“Wow, Valentina, nice outfit! Did you wear this cute little number just for me?”</p> <p>“I was just telling the guys that I’d probably go out with you if you’d go out with me.”</p> <p>“I’ll just let you know, you can brush that ass up against me any time you like, among other things.”</p>	Frequent: Majority of men
Major theme: sexual conquest			
Dominance/aggression	Speaking about women in a sexual way while signaling dominance or sexually aggressive themes	<p>“I’d fuck her so hard.”</p> <p>“I bet she’d take it in the ass, just to prove she’d be submissive to me.”</p> <p>“I’d order her around... the bedroom.”</p>	Common: Majority of men
Possession/Ownership	Speaking about preferred women as though they are the property of a man	<p>“I’m just telling you guys, she’s mine. Don’t forget it.”</p> <p>“What’s that Micki doing talking to my girl again?”</p>	Common: A few men
Violence	Indications of wishing to commit acts of violence against other men (especially in jealousy) or explicitly rapacious comments about women	<p>“Oh my God, did he just touch her arm. It’s not his to touch. It’s mine!”</p> <p>“If he looks at her like that one more time, I’ll beat his fucking ass. I swear I will.”</p> <p>“She turns me on so much, I don’t think I could stop myself, and I know she couldn’t stop me.”</p>	Rare/contextual: A few men
Major theme: male dominance and control over women			
Commanding	Telling women what to do; deriving enjoyment from telling women what to do	<p>“Hey Kellye, I love how every time I give you my order, you take it.”</p> <p>“Bring us another round of beers, and make it quick!”</p>	Frequent: A few men
Expected servility	Speech indicating an expectation or preference for female servility (to men)	<p>“My favorite part about coming to this place is how the girls have to serve you.”</p> <p>“Now, now, good servers do what they’re told, Helen.”</p>	Common: A few men
Major theme: masculine toughness			
Strength	Characterizing a man (including self) as being strong or powerful while linking this to masculinity	<p>“He’s not man enough for these hot wings. He’s such a Micki.”</p> <p>“You know, I could pick you up if you wanted to sit on my lap.”</p>	Ubiquitous: All men
Competition	Indicating a willingness or desire to outdo potential rivals (e.g., for women’s attention)	<p>“Jim beats me in wing-eating competitions every time, but I can drink more beer than he can.”</p> <p>“I tapped you out eight times in class tonight, Pete, so I’m flirting with your favorite girl tonight.”</p>	Frequent: Most men
Peacocking	Showing off as a means of gaining attention (specifically, of a woman)	<p>“If I can eat the hottest wings, will you give me a kiss? I promise it’ll be spicy!”</p>	Common: A few men
Minor theme: rationalization			
Why a breastaaurant?		<p>“This is a great place to just be guys.”</p> <p>“The food isn’t bad, but it’s not why we come here.”</p>	Frequent: All men

Table 1 (continued)

Subtheme	Description	Participant quotes	Frequency
Running thread across themes: naturalization or authentication as masculine	Attempts to explain why a breastaaurant is preferred over other potential socialization environments, particularly those relevant to its status as a breastaaurant		
Naturalization	Comments that connect any of the above themes to being a “natural” part of masculinity	“It’s normal for men to love staring at girls’ tits.” “I feel really manly after training hard and then flirting with these little hotties. Gets my testosterone flowing!”	Nearly Ubiquitous: All men
Authentication	Comments that connect any of the above themes to being part of what it “really” means to be masculine	“This is what being a man is all about. Training hard, laughing, chicken wings, beer, and all the tits and ass you can look at.”	Frequent: Most men

creeps,” Valentina told me when I asked her about this dynamic (Field notes, June 2, 2016).

Relevantly, such interactions were routinely connected to masculine prowess by socializing forces of the (usually) all-male group. In the present case, even if all in ersatz/pastiche form (“It’s just bullshitting with the server, man,” Scott said about it when asked directly [Field notes, May 26, 2016]), Scott readily connected his masculinity to his ability to objectify Valentina. She, in turn, employed flirtatious approval and praise to amplify the dynamic in order to keep up positive, sexually charged banter with her customers (cf. Almog and Kaplan 2017). Subsequently, the group confirmed Scott’s masculinity (Matt: “You stud, Scott. Damn you! So smooth, every time!”) after Valentina’s departure from the table, during which time Scott, Matt, and several of the other men in our group conspicuously stared at Valentina’s barely covered buttocks as she walked away (and she, in turn, apparently knew this to be happening and exaggerated the sway in her hips, yet again to amplify the effect). Carl: “Ahhh... God, I love this place.” Of note, not only were such performances coded as intrinsically masculine, they were often rationalized as being naturally masculine: “It’s *natural* for men to want to see sexy young women in short shorts and showing their cleavage. It’s just part of being a man to like hot young girls showing off their bodies” (Carl, Field notes, August 18, 2016, emphasis added). Notice how this theme is therefore intrinsically connected to the theme of masculine toughness.

Men in my group were also routinely directly flirtatious with the servers, who openly flirted back while maintaining clear professionalizing boundaries that simultaneously jokingly deflected (rather than confronting) the male heterosexual entitlement on display (cf. Barber 2016a; Rasmusson 2011). For instance,

Carl: I’ve got hot sauce all over my fingers, but I have to pee. Would you mind coming along and holding it for me?

Kellye: Now, you know this isn’t that kind of place...

Carl: But this stuff is really hot.

Kellye: Well, I guess you’ll have to hold it yourself and feel the burn! (Field notes, March 10, 2016)

Thus, insofar as breastaaurants are clearly SO(R)Es, male patrons objectify the servers, who are in turn contractually clad and otherwise encouraged to amplify this objectification through uniform, personal presentation and open flirtation as a form of ersatz sexual availability (Lutz 2012). This willingness on the part of customers to flirt and even openly solicit servers illustrates profound connections between the sexual objectification theme and the sexual conquest theme in the following, so much so that any boundaries between them are blurry.

Sexual Conquest

Instances of natural male objectification of female sex objects such as these are indicative of a more profound connection of masculinity to virility, particularly to view as naturally masculine a capacity to effect sexual conquests (Potts 2000). For instance, after a flirtatious exchange with a server, the conversation at the table proceeded thusly:

Matt: The things I'd do to her [Valentina] if I can get the chance—

Pete: I think she likes you, man. You should go for it.

Eric: Yeah, man up!

Matt: Should I? I don't want to blow it!

Scott: That's because you want her to blow [perform oral sex upon] you!

Matt: That's right, I do. And not just that. I'd absolutely wreck her tight little body. She'd walk funny for days when I get done with her.

Scott: [quietly] Heads up, bro; she's coming.

[Valentina returns with food.]

Matt: Oh! You're back! I was just talking about you and hoping you'd come back to see me soon.

Valentina: You know I always come back to see you, babe. You're one of my favorites.

[Flirtatious banter continues for a few moments, then Valentina leaves.]

Scott: She's into you, dude. You've gotta go for it.

Eric: Seriously, dude. It's obvious. Just man up.

Matt: You're so right. She wants the D [short for dick/penis]. She's so hot! I've got to have her!

Jim: Think she has a boyfriend, though?

Matt: Don't worry. If she has a boyfriend, I'll steal his girlfriend. That's not a problem. (Field notes, June 9, 2016)

As this dialogue demonstrates, for some men the dynamic interplay between server and customer in breasteraurants easily leads from objectification to themes and fantasies of sexual conquest. Among all themes in my study, therefore, these two factors are the most deeply and fluidly linked. This even includes the alarmingly problematic insinuation of sexual violence inherent in "I'd absolutely wreck her tight little body," which was reinforced and considered masculine among male peers around the table. In fact, this theme often took shape in expressing themes of male possession of "his" female conquest, as Matt also displayed in a revealing way with regard to Valentina in the week prior.

Scott: Dude, check it out. Valentina is over there with that total Chad [pejorative slang term for a stereotypical male archetype] doing her thing.

Eric: Yeah, she's all up on that dude, and he's not a Chad; he's a total Micki [pejorative uncommon slang term for an effeminate man, as an abbreviation of Native American musician Micki Free]. But just look at how she's leaning on the table and pressing her tits up at him. She's absolutely working him.

Matt: Yeah, she is. She knows what to do; that's why I love her. But he won't have her. He's not her type. She likes alphas, not Mickis.

Scott: I don't know... she's looking pretty sweet on him.

Matt: It's an act. Look at her face and compare that to how she looks at and smiles at us. She's totally faking it for him. Hopefully he falls for it and tips the shit out of her.

Eric: Probably right, but still. Look at her go.

[Group conspicuously watches Valentina flirting at the other table.]

Scott: So, what do you think, dude?

Matt: It's a total act. But you know, a fundamental part of being a man means seeing at least one person you want to kill and at least one person you want to fuck every day of your life, and right now I see them both at the same time. [Group laughter]

Eric: That's too true! Too true! I totally hear you, man! That's exactly what being a man is about! (Field notes, June 2, 2016)

It is important to analyze this scene carefully. In it, Matt had already contextually established a theme of male possessiveness over Valentina that he deemed to be reasonably consistent with his budding potential relationship with her. Valentina, meanwhile, in the performance of her job duties—the very duties that helped attract Matt to her in the first place—displayed what was (almost certainly ersatz, as she confirmed shortly thereafter) sexual availability to a man at another table. Although this display of sexual availability was clearly read by both Matt and the other men at the table to be feigned as part of the duties of her job (Scott was plainly teasing Matt in this scene), it triggered Matt to express a desire for violence against the other man. Furthermore, he connected his urges both to sexual conquest (of Valentina) and to violence (toward the other customer) with his masculinity. Another member of the group then validated this expression and its connection to presumably authentic masculinity. When challenged (by George) about this point, in fact, Eric held his ground ("It definitely is [part of masculinity], yeah") and most of the rest of the group agreed in varying degrees (Carl: "It's a bit extreme, but it gets close to the point"; Randy: "It used to be for me, but the older I get the less I care about either [having sex with women or killing other men].") (cf. Eck 2014). Reinforcing that this theme may be evoked by the breasteraurant environment, Pete reported relating the "fuck-and-kill" discussion with another (heterosexual male) member of the BJJ

gym who was not a part of the breastaurant-attending group, and in that context both Pete and the other man agreed it was largely untrue and “cavemanish” (Field notes, June 9, 2016). This indicates that the breastaurant social environment was somehow integral to producing, legitimating, and treating as authentic this alarming expression of masculinity.

Male Dominance and Control over Women

Although it is nearly impossible to determine the precise factors within the patron-server dynamic that mediate a direct engagement with themes of objectification and sexual conquest, it is possible that the intrinsic (again, in ersatz form and as a scripted performance) power dynamic between patron and server plays a role. Particularly, intrinsic to the server-customer (quasi)-social dynamic is the giving and taking of orders—and although the customer-server relationship is in many ways veridically inverted from its scripted appearance and female servers navigate the complex boundaries of their jobs with their agency largely intact—this job-required dynamic of power always flows from customer to server. “Yeah, you have to take their [food and drink] orders and pretty much do whatever [customers] say on that, but, no, we don’t have to put up with anyone’s crap and usually don’t ... And management supports us on that every time” (Valentina, Field notes, February 16, 2017). That is, because it is scripted by the social impositions of the restaurant environment, compliance with service-relevant orders is not optional, which creates a dynamic in which men in the breastaurant environment are fully aware that, from their perspectives, attractive women must compliantly take their orders within these spaces.

This theme bore significant relevance in my data. As one man in our group noted: “I love this place. I get to come in here, see hot chicks, give them my orders, and then they have to smile and flirt with me—if they want a good tip, anyway—and do exactly what I say, which always ends up with them bringing me a sandwich [an allusion to a slang metaphorical proxy for male dominance in a sexual relationship].” (Paul, Field notes, July 20, 2017)

The ensuing dialogue led to several members of the group agreeing that the ability to “tell hot young girls what to do and have them do it for you with a smile” (Randy, Field notes, July 20, 2017) is integral to the breastaurant experience. (Carl, for his part, openly challenged this view by calling the discussion “fucked up,” which most of the men at the table agreed with, although this led to them continuing to joke about both the allure of this aspect of male dominance and how disturbing it is that they enjoy it.) That is, central to the nature of the breastaurant is casting attractive female servers into a scripted

performance of servant to (mostly male) patrons, and in that role, they are contractually expected to take men’s orders while displaying ersatz sexual availability as a specific form of heterosexual aesthetic labor. This dynamic is not just routine but paradigmatic of the breastaurant and its business model.

Masculine Toughness

Among common themes of lesser importance were those connecting alleged real masculinity to sports, real and symbolic violence, motorcycles (especially on “Bike Night”), and allowable strength versus acceptable weakness. Among these, however, only the last is clearly identifiable within the breastaurant environment (cf. Dunning and Maguire 1996; Matthews 2014, 2016)—particularly the one we frequented, which is known for serving very spicy hot chicken wings as its signature dish. In this context, it comes up frequently in connection with the previous major themes and in the context of being able to handle hot sauce “like a man,” both orally and (later) intestinally/anally, which at times (e.g., September 15, 2016, and May 22, 2017) led to heartfelt discussions about when it is and is not appropriate for a man to cry. Expressions of being able to “handle the heat” but “hating the twice-burn” (“twice-burn” refers to the effect undigested capsaicin, the active oil in hot peppers, can have in irritating the anus during defecation after ingesting food containing too much of it) are, in fact, so common that they occurred at our table in nearly every visit to the breastaurant in the course of the 2-year span of my study.

This repeated topic tangentially raises important questions about how (hetero)masculinity is often measured orally and anally, particularly with regard to themes related to strength and weakness (cf. Anderson 2009; Pascoe 2007; Smith 2018), although these discussions lie outside the scope of the present paper. Also, far from being incidental, this topic comports with a vein of critical literature examining how food is used to produce, construct, maintain, and exploit an authentically masculine identity (Buerkle 2009; Deutsche 2005; Julier and Lindenfeld 2005; Lapiņa and Leer 2016; Rogers 2008) in line with heteronormative hegemonic norms (cf. Connell 1995). Citing Connell and Messerschmidt (2005), Contois (2018, p. 770) recently explained this problematic connection: “Culturally coded as a masculine food, chicken wings (spicy or not) are situated within ‘bro’ media and spaces ... Being the type of dude who loves hot sauce is part of performing conventional masculinity, however, through actions like disregarding risk and facing danger fearlessly.” For example,

Eric: Carl’s a real man, though. Look at that. He just put down twenty of those [hottest] wings, no problem.

Matt: Yeah, but his mustache isn’t white anymore, it’s red! [Group laughter]

Eric: Nevertheless, I only had two, and it feels like I kissed Satan's buttohole!

Jim: You'll feel like he kissed yours tomorrow morning.
[Group laughter]

Eric: Too true, too true! I'm pretty manly, I guess, but I'm not [hottest]-wings manly.

Scott: Not many of us are... (Field notes, November 10, 2016)

Not only do masculine themes about toughness arise within the breastaaurant environment, so too do themes of competitiveness (e.g., hot-wing-eating and beer-drinking contests), and these themes are then projected onto the servers as a means of male peacocking. "I was just wondering, Kellye; would you be more or less likely to go out with me if I ordered the [hottest] wings instead of the [second hottest] ones? What about if I eat more of them than Pete can?" (Paul, Field notes, April 20, 2017). In this way, (hot-sauce-centric) attention to male toughness and competitiveness in the breastaaurant can interact with the servers in ways that amplify the three other major themes that dominate within the general breastaaurant pastiche hegemony.

Discussion

I aimed to approach the breastaaurant environment in a way that documents and characterizes patterns of masculinity I recognized as largely typical within the breastaaurant, although atypical to the participants outside that context. I sought to address the interrelated questions of what features of the breastaaurant environment lead men to enact certain masculine performances in pastiche, how men then interpret these performances as relevant to some presumably authentic masculinity, and what this tells us about a breastaaurant masculinity that arises in dynamic interplay in some men within breastaaurants. As such, it identifies that men in breastaaurants often have discussions that, under thematic analysis, can be summarized by major themes of sexual objectification, sexual conquest, control over women, and masculine toughness, in addition to persistent meta-level themes of how the emerging breastaaurant masculinity can be rationalized as a part of being authentically masculine. In addition, it appears that the breastaaurant environment itself is directly involved in the generation of this breastaaurant masculinity. This echoes one way Barber (2016a) highlights that the auspices of the job in a SO(R)E force women to comply with becoming masculine-identity resources and to tacitly accept, reproduce, and reinforce heteromale domination with limited capacity to push back against it, even despite the expressly high levels of agency in this regard afforded to breastaaurant servers (per Rasmusson 2011).

Although many thematically consistent remarks repeatedly arose among the men I observed in this single breastaaurant environment, those centered upon viewing masculinity in terms of sexual objectification, sexual conquest, male control over women, and masculine toughness dominated sufficiently so as to define them. (Of note, insights from Eck's 2014, analysis of two-phase masculinity generally applied—older, married men in the group tended to be more moderated in their masculine performances than were younger, single men.) These themes are evocative of a locally protected masculinity that, although prevalent in central ways in our everyday practices in all environments, thrive uniquely within the local pastiche hegemony set up by the breastaaurant. Because these themes are certainly not central in Matthews' (2014) analysis of the boxing gym or other analyses of sporting enclaves as local pastiche hegemonies (Maguire and Young 2002; Matthews 2015, 2016; Messner 1992), it is likely that they dominate within breastaaurants for reasons reaching beyond these environments' status as a male preserve. More surprisingly, they also probably have little to do directly with the breastaaurant's status as a SO(R)E (Moffitt and Szymanski 2011; Rasmusson 2011; Szymanski and Feltman 2015; Szymanski and Mikorski 2017; Szymanski et al. 2011), as is indicated by the typologies and motivations of male strip-club patrons (Egan and Frank 2005; Erickson and Tewksbury 2000; Frank 2003). Instead, the breastaaurant apparently maintains a unique local pastiche hegemony that supports this particular masculinity primarily due to the enforced and scripted interactive relationships that are encouraged between the servers and the (mostly male) patrons.

Although my study does not seek to explain the varying motivations breastaaurant servers hold for filling the role of feigning sexual interest (and does not have the data necessary to attempt it), a few points bear noting to remind ourselves of Rasmusson's (2011) observation about the contradictions of the work. Most importantly, as Rasmusson tells us and as breastaaurant servers tend to be well aware, these job-relevant, socially imposed, scripted performances on the parts of the servers are themselves reinforced by the economic and cultural architecture of breastaaurants and the cultures that support them. Ultimately, this problematic milieu enables an avenue by which women can trade aspects of their sexuality for rewards both material, such as money through employment and generous tips (cf. Brewster 2003), and immaterial, such as male approval, a share of the patriarchal dividend, and dating or sexual opportunities (cf. Erickson and Tewksbury 2000, on "sugar daddy" patrons, in particular) (Griffith et al. 2012; Rasmusson 2011). In short, breastaaurants and the culture that supports them remain in need of further study and critique, both for reasons central to feminism and, as my study hopes to elucidate, for their impact upon worrisome and increasingly vestigial masculinities.

Limitations and Future Research Directions

A serious limitation of this ethnography is that I was only able to elicit data from one relatively small but (mostly) stable group of racially homogeneous men in one breasted restaurant franchise in one location. Future research into breasted restaurant masculinities, therefore, would benefit from investigating more men in more breasted restaurants in more geographic locations. This research might also benefit from focused semi-structured interviews with breasted restaurant patrons, management, hostesses, and servers to obtain more information about their perspectives on breasted restaurant masculinity and its unique interactions with the breasted restaurant environment. In keeping with Barber (2016a, b), a more thorough racial and class analysis of men who frequent breasted restaurants and for whom breasted restaurant masculinities are viewed as natural may also be useful, as would be ethnographic insights from gay men and lesbians.

Further limiting my study is that it is a participant-observer ethnographic study conducted by a single researcher. Despite efforts to minimize bias, including drawing my data collecting and summarizing methodologies from an approach that is standard in grounded theory (Charmaz 2008), utilizing critical detachment in the composition of field notes (Matthews 2014), and engaging in thematic analysis that examined and re-examined data in light of themes as they became apparent (Braun and Clarke 2006; Nowell et al. 2017), bias in such a setting is unavoidable. Although it provided certain insider-perspective benefits, closeness to my participants inevitably also colored my data analysis in ways that are potentially biasing. This necessarily suggests that future studies of this kind would benefit from the involvement of more researchers to improve the trustworthiness of the data collection and analysis.

The specific findings in my study raise questions of why some men seek to identify themes of sexual objectification, sexual conquest, male control of women, and masculine toughness as naturally masculine. These are presently both under-theorized and suffer a lack of empirical investigation. They could therefore be explored both within and beyond the breasted restaurant environment. This may reveal potential for remediation of problematic themes in masculinity, and those aspects of what I have here termed “breasted restaurant masculinity” that are unique to the breasted restaurant environment could be better identified. As a result, the specific dynamics within the breasted restaurant that produce its pastiche masculinity and drive to identify it as presumably naturally masculine could be clarified.

Practice Implications

Insights into breasted restaurant masculinity have a number of useful practice implications, particularly for men, professionals who work in settings to improve social and professional outcomes

for men, and professionals who work with or counsel women who work in SO(R)Es. Particularly, the identification of breasted restaurant masculinity with a tendency to view sexual objectification, sexual conquest, male control of women, and masculine toughness as authentically and naturally masculine can be useful in each of these settings. For instance, men and professionals who work with men and masculinities in social and professional contexts, such as managers and counselors, can use these findings to raise important questions about what circumstances lead men to engage in these masculine performances in pastiche and to identify them as authentically masculine. Men (or those interrogating themes in their masculine performances) for example, might be curious to know what within their mythology of authentic masculinity leads them to an impulse to tell beautiful young women what to do and to enjoy seeing it carried out. This could be further enriched by drawing upon Erickson and Tewksbury’s (2000) six-point typology of male strip-club patrons.

Particularly, as substantial evidence indicates, connecting themes of sexual objectification (and, by extension, conquest) to perceived authentic masculinity can reduce relationship satisfaction (Ramsey et al. 2017), reinforce rape blame (Loughnan et al. 2013), perpetuate rape culture, and increase rates of verbal sexual harassment (Davidson et al. 2015). Understanding the thematic elements of breasted restaurant masculinity can therefore have practice implications for counselors working with men, women, or couples for whom these issues are pertinent. For instance, counselors could interrogate men (or their partners) about whether they frequent breasted restaurants and contextualize these issues in terms of breasted restaurant masculinity as a possible avenue toward remediation. Furthermore, professionals, including management in breasted restaurants and in therapeutic contexts, can make use of these findings for crafting strategies to aid servers in breasted restaurants and other SO(R)Es to better navigate the well-documented challenges and problematics associated with those spaces for women (cf. Moffitt and Szymanski 2011; Rasmusson 2011; Szymanski and Feltman 2015; Szymanski and Mikorski 2017; Szymanski et al. 2011).

Conclusions

In concurrence with Matthews (2014, pp. 115–116; 2015) and although my participants are unlikely to be representative of all men who frequent SO(R)Es and breasted restaurants, my observations are consistent with those that “certainly resonate with experiences in other ‘male preserves.’” Where I differ is in departing from the environment of the sporting enclave as a male preserve. Instead, my study focuses upon the complex setting of a paradigmatically sexually objectifying (restaurant) environment and uses it not to spotlight the impacts these particular contexts have upon the women objectified in them, but rather on the gender performances enacted by the men

who frequent them (Butler 1990; West and Zimmerman 1987). In being so constructed, the breasted restaurant becomes a complex site where the studies of feminism, feminist psychology, masculinity, food, organizational management, and sexual roles collide and one in which men simultaneously produce and react to an environment that encourages sexual objectification and male dominance through scripted performances of ersatz sexual availability as a peculiar form of heterosexual aesthetic labor.

In conclusion, although breasted restaurants continue to flourish (Szymanski and Mikorski 2017), there is considerable need to examine them as local pastiche hegemonies that produce and reinforce sexual and routine forms of male domination over women. Breasted restaurants form a unique male preserve in which many masculine themes gain protected status. Thus, their appeal lies largely within their capacity to provide an environment in which these themes not only go uncontested but also are actively encouraged through organizational commodification of ersatz (hetero)sexual availability as a neoliberal marketing strategy (cf. Barber 2016a, b; cf. Cornwall et al. 2016). Although many forms of masculine expression shared in common with other male-oriented spaces arise within the breasted restaurant, themes that connect masculinity to sexual objectification, sexual conquest, masculine toughness, and the routine domination of women are especially prominent and paradigmatically significant. Identifying these masculine performances with the breasted restaurant not only identifies a common and important pastiche masculinity performance, but also provides an avenue by which outcomes, especially for women, can be improved by understanding it as such.

Compliance with Ethical Standards

Conflict of Interest The author declares that he has no conflict of interest.

Ethical Approval All procedures performed in this study involving human participants were in accordance with the ethical standards of the institution and with the 1964 Helsinki declaration and its later amendments, including standard IRB approval which was obtained for this study.

Human and Animal Rights This article does not contain any studies with animals performed by the author.

Informed Consent Informed consent was obtained from all individual participants included in the study.

References

- Allison, A. (1994). *Nightwork: Sexuality, pleasure, and corporate masculinity in a Tokyo hostess club*. Chicago: University of Chicago Press.
- Almog, R., & Kaplan, D. (2017). The nerd and his discontent: The seduction community and the logic of the game as a geeky solution to the challenges of young masculinity. *Men and Masculinities*, 20(1), 27–48. <https://doi.org/10.1177/1097184X15613831>.
- Anderson, E. (2009). *Inclusive masculinity: The changing nature of masculinity*. New York: Routledge.
- Associated Press (2012, June 24). Breasted restaurant boom: Hooters-style eateries experience a mini-boom. *Fox News*. Retrieved from <http://www.foxnews.com/us/2012/06/24/breasted-restaurant-boom-hooters-style-eateries-experience-mini-boom/>.
- Atkinson, M. (2011). *Deconstructing men & masculinities*. Don Mills: Oxford University Press.
- Barber, K. (2016a). 'Men wanted': Heterosexual aesthetic labor in the masculinization of the hair salon. *Gender & Society*, 30(4), 618–642. <https://doi.org/10.1177/0891243216637827>.
- Barber, K. (2016b). *Styling masculinity: Gender, class, and inequality in the men's grooming industry*. New Brunswick: Rutgers University Press.
- Barton, B. (2007). Managing the toll of stripping: Boundary setting among exotic dancers. *Journal of Contemporary Ethnography*, 36(5), 571–596. <https://doi.org/10.1177/0891241607301971>.
- Braun, V., & Clarke, V. (2006). Using thematic analysis in psychology. *Qualitative Research in Psychology*, 3(2), 77–101. <https://doi.org/10.1191/1478088706qp0630a>.
- Brewster, Z. W. (2003). Behavioral and interactional patterns of strip club patrons: Tipping techniques and club attendance. *Deviant Behavior*, 24(3), 221–243. <https://doi.org/10.1080/713840203>.
- Buerkle, C. W. (2009). Metrosexuality can stuff it: Beef consumption as (heteromale) fortification. *Text and Performance Quarterly*, 29(1), 77–93. <https://doi.org/10.1080/10462930802514370>.
- Butler, J. (1990). *Gender trouble*. London: Routledge.
- Charmaz, K. (2006). *Constructing grounded theory*. Thousand Oaks: Sage.
- Charmaz, K. (2008). Constructionism and grounded theory. In J. A. Holstein & J. F. Gubrium (Eds.), *Handbook of constructionist research* (pp. 397–412). New York: Guilford Press.
- Chatfield, S. L. (2018). Considerations in qualitative research reporting: A guide for authors preparing articles for *Sex Roles*. *Sex Roles*, 79(3–4), 125–135. <https://doi.org/10.1007/s11199-018-0930-8>.
- Connell, R. W. (1995). *Masculinities*. Cambridge: Polity Press.
- Connell, R. W., & Messerschmidt, J. W. (2005). Hegemonic masculinity: Rethinking the concept. *Gender & Society*, 19(6), 829–859. <https://doi.org/10.1177/0891243205278639>.
- Contois, E. J. H. (2018). The spicy spectacular: Food, gender, and celebrity on *Hot Ones*. *Feminist Media Studies*, 18(4), 769–773. <https://doi.org/10.1080/14680777.2018.1478690>.
- Cornwall, A., Kariotis, F., & Lindisfarne, N. (Eds.). (2016). *Masculinities under neoliberalism*. London: Zed Books.
- Daily Mail. (2014, December 31). Confessions of a Hooters waitress: From \$100 tips to fending off 'pervy' men and dealing with angry wives – the truth about America's 'working class sorority.' *Daily Mail Online*. Retrieved from <http://www.dailymail.co.uk/femail/article-2892684/Hooters-working-class-sorority-100-tips-fending-pervy-men-dealing-angry-wives-confessions-double-D-waitress.html>.
- Davidson, M. M., Gervais, S. J., & Sherd, L. W. (2015). The ripple effects of stranger harassment on objectification of self and others. *Psychology of Women Quarterly*, 39(1), 53–66. <https://doi.org/10.1177/0361684313514371>.
- Deutsche, J. (2005). 'Please pass the chicken tits': Rethinking men and cooking at an urban firehouse. *Food and Foodways*, 13(1–2), 91–114. <https://doi.org/10.1080/07409710590915382>.
- Dunning, E., & Maguire, J. A. (1996). Process-sociological notes on sport, violence, and gender relations. *International Review for the Sociology of Sport*, 31(3), 295–319. <https://doi.org/10.1177/101269029603100305>.
- Eck, B. A. (2014). Compromising positions: Unmarried men, heterosexuality, and two-phase masculinity. *Men and Masculinities*, 17(2), 147–172. <https://doi.org/10.1177/1097184X14533642>.

- Egan, R. D., & Frank, K. (2005). Attempts at a feminist and interdisciplinary conversation about strip clubs. *Deviant Behavior*, 26(4), 297–320. <https://doi.org/10.1080/016396290931722>.
- Erickson, J. D., & Tewksbury, R. (2000). The gentleman in the club: A typology of strip club patrons. *Deviant Behavior*, 21(3), 271–293. <https://doi.org/10.1080/016396200266261>.
- Frank, K. (2003). 'Just trying to relax': Masculinity, masculinizing practices, and strip club regulars. *The Journal of Sex Research*, 40(1), 61–75. <https://doi.org/10.1080/00224490309552167>.
- Gervais, S. J., Vescio, T. K., & Allen, J. (2011). When what you see is what you get: The consequences of objectifying gaze for women and men. *Psychology of Women Quarterly*, 35(1), 5–17. <https://doi.org/10.1177/0361684310386121>.
- Gibbs, G. R. (2007). *Analyzing qualitative data*. London: SAGE. <https://doi.org/10.4135/9781849208574>.
- González, A. M., & Seidler, V. J. (2008). *Gender identities in a globalized world*. Amherst, NY: Humanity Books.
- Griffith, J. D., Adams, L. T., Hart, C. L., & Mitchell, S. (2012). Why become a pornography actress? *International Journal of Sexual Health*, 24(3), 165–180. <https://doi.org/10.1080/19317611.2012.666514>.
- Joseph, L. J., & Black, P. (2012). Who's the man? Fragile masculinities, consumer masculinities, and the profiles of sex work clients. *Men and Masculinities*, 15(5), 486–506. <https://doi.org/10.1177/1097184X12458591>.
- Julier, A., & Lindenfeld, L. (2005). Mapping men onto the menu: Masculinities and food. *Food and Foodways*, 13(1–2), 1–16. <https://doi.org/10.1080/07409710590915346>.
- Lapiña, L., & Leer, J. (2016). Carnivorous heterotopias: Gender, nostalgia and hipsterism in the Copenhagen meat scene. *NORMA*, 11(2), 89–109. <https://doi.org/10.1080/18902138.2016.1184479>.
- Lorber, J. (1993). Believing is seeing: Biology as ideology. *Gender & Society*, 7(4), 568–581. <https://doi.org/10.1177/089124393007004006>.
- Loughnan, S., Pina, A., Vasquez, E. A., & Puvia, E. (2013). Sexual objectification increases rape victim blame and decreases perceived suffering. *Psychology of Women Quarterly*, 37(4), 455–461. <https://doi.org/10.1177/0361684313485718>.
- Lutz, A. (2012, December 4). Former Hooters waitress reveals her tactics for getting the biggest tips. *Business Insider*. Retrieved from <http://www.businessinsider.com/former-hooters-waitress-talks-2012-12>.
- Lynn, M., & McCall, M. (2016). *Beyond gratitude and gratuity: A meta-analytic review of the predictors of restaurant tipping*. Retrieved from <https://scholarship.sha.cornell.edu/workingpapers/21/>.
- Maguire, J. A., & Young, K. (2002). *Theory, sport & society*. Oxford, England: Elsevier.
- Mansfield, L. (2007). Involved-detachment: A balance of passion and reason in feminisms and gender-related research on sport, tourism, and sports tourism. *Journal of Sport & Tourism*, 12, 115–141. <https://doi.org/10.1080/14775080701654762>.
- Matthews, C. R. (2014). Biology ideology and pastiche hegemony. *Men and Masculinities*, 17(2), 99–119. <https://doi.org/10.1177/1097184X14526699>.
- Matthews, C. R. (2015). The tyranny of the male preserve. *Gender & Society*, 30(2), 312–333. <https://doi.org/10.1177/0891243215620557>.
- Matthews, C. R. (2016). Exploring the pastiche hegemony of men. *Palgrave Communications*, 2(16022), 1–9. <https://doi.org/10.1057/palcomms.2016.22>.
- Messner, M. A. (1992). *Power at play: Sport and the problem of masculinity*. Boston: Beacon Press.
- Miles-McLean, H., Liss, M., Erchull, M. J., Robertson, C. M., Hagerman, C., Gnoleba, M. A., ... Papp, L. J. (2015). 'Stop looking at me!': Interpersonal sexual objectification as a source of insidious trauma. *Psychology of Women Quarterly*, 39(3), 363–374. <https://doi.org/10.1177/0361684314561018>.
- Moffitt, L. B., & Szymanski, D. M. (2011). Experiencing sexually objectifying environments: A qualitative study. *The Counseling Psychologist*, 39(1), 67–106. <https://doi.org/10.1177/0011000010364551>.
- Newton-Francis, M., & Young, G. (2015). Not winging it at Hooters: Conventions for producing a cultural object of sexual fantasy. *Poetics*, 52, 1–17. <https://doi.org/10.1016/j.poetic.2015.06.003>.
- Nowell, L. S., Norris, J. M., White, D. E., & Moules, N. J. (2017). Thematic analysis: Striving to meet the trustworthiness criteria. *International Journal of Qualitative Methods*, 16, 1–13. <https://doi.org/10.1177/1609406917733847>.
- Pascoe, C. J. (2007). *Dude you're a fag: Masculinity and sexuality in high school*. Berkeley: University of California Press.
- Pease, B. (2000). *Recreating men—Postmodern masculinity politics*. London, UK: Sage.
- Potts, A. (2000). The essence of the hard-on': Hegemonic masculinity and the cultural construction of 'erectile dysfunction. *Men and Masculinities*, 3(1), 85–103. <https://doi.org/10.1177/1097184X00003001004>.
- Ramsey, L. R., Marotta, J. A., & Hoyt, T. (2017). Sexualized, objectified, but not satisfied: Enjoying sexualization relates to lower relationship satisfaction through perceived partner-objectification. *Journal of Social and Personal Relationships*, 34(2), 258–278. <https://doi.org/10.1177/0265407516631157>.
- Rasmusson, S. L. (2011). 'We're real here': Hooters girls, big tips, and provocative research methods. *Cultural Studies ↔ Critical Methodologies*, 11(6), 574–585. <https://doi.org/10.1177/1532708611426113>.
- Rogers, R. A. (2008). Beasts, burgers, and hummers: Meat and the crisis of masculinity in contemporary television advertisements. *Environmental Communication*, 2(3), 281–301. <https://doi.org/10.1080/17524030802390250>.
- Saldaña, J. (2016). *The coding manual for qualitative researchers*. Thousand Oaks: Sage.
- Sheard, K. G., & Dunning, E. G. (1973). The rugby club as a type of male preserve: Some sociological notes. *International Review for the Sociology of Sport*, 8(3), 5–24. <https://doi.org/10.1177/101269027300800301>.
- Smith, M. (2018). Going in through the back door: Challenging straight male homophobia, transphobia, and transphobia through receptive penetrative sex toy use. *Sexuality & Culture*. Advance online publication. <https://doi.org/10.1007/s12119-018-9536-0>.
- Szymanski, D. M., & Feltman, C. E. (2014). Experiencing and coping with sexually objectifying treatment: Internalization and resilience. *Sex Roles*, 71, 159–170. <https://doi.org/10.1007/s11199-014-0392-6>.
- Szymanski, D. M., & Feltman, C. E. (2015). Linking sexually objectifying environments among waitresses to psychological and job-related outcomes. *Psychology of Women Quarterly*, 39(3), 390–404. <https://doi.org/10.1177/0361684314565345>.
- Szymanski, D. M., & Mikorski, R. (2017). Sexually objectifying environments: Power, rumination, and waitresses' anxiety and disordered eating. *Psychology of Women Quarterly*, 41(3), 314–324. <https://doi.org/10.1177/0361684317709438>.
- Szymanski, D. M., Moffitt, L. B., & Carr, E. R. (2011). Sexual objectification of women: Advances to theory and research. *The Counseling Psychologist*, 39, 6–38. <https://doi.org/10.1177/0011000010378402>.
- The Week (2012, June 26). The 'breastaurant' boom: Why Hooters knockoffs are thriving. *The Week*. Retrieved from <https://www.yahoo.com/news/breastaurant-boom-why-hooters-knockoffs-thriving-110500797.html>.
- West, C., & Zimmerman, D. H. (1987). Doing gender. *Gender & Society*, 1(2), 125–151. <https://doi.org/10.1177/0891243287001002002>.
- Woodward, K. (2008). Hanging out and hanging about: Insider/outsider research in the sport of boxing. *Ethnography*, 9, 536–560. <https://doi.org/10.1177/1466138108096991>.



Going in Through the Back Door: Challenging Straight Male Homophobia, Transphobia, and Transphobia Through Receptive Penetrative Sex Toy Use

M. Smith¹

© Springer Science+Business Media, LLC, part of Springer Nature 2018

Abstract

To date, very little research literature exists concerning receptive penetrative anal eroticism in straight men. Of particular interest are its impacts upon other factors relevant to masculinities, sex roles, and the study of sexualities. Several co-constituted features of masculinity are likely to be relevant to straight-male anal sexuality, including masturbatory play with penetrative sex toys. Specifically, this study seeks to explore, “Do men who report greater comfort with receptive penetrative anal eroticism also report less transphobia, less obedience to masculine gender norms, greater partner sensitivity, and greater awareness about rape?” This study uses semi-structured interviews with thirteen men to explore this question, analyzed with a naturalist and constructivist grounded theory approach in the context of sexualities research and introduces transphobia as a parallel concept to Anderson’s homophobia. This analysis recognizes potential socially remedial value for encouraging male anal eroticism with sex toys.

Keywords Sexuality · Receptive anal eroticism · Sex toys · Homophobia · Transphobia · Transphobia

Introduction

While much scholarly work in the study of sexualities has explored the sexual practices of homosexuals and heterosexuals, the topic of straight men who engage in receptive anal pleasure has received limited attention (e.g., Heywood and Smith 2014). In fact, the “first-ever examination of how and how often heterosexual undergraduate men in the United States practice receptive anal eroticism” was only published in 2017 (Branfman et al. 2017, 2). There, Branfman et al. re-examined a blend

✉ M. Smith
MsmithPURI@gmail.com

¹ Portland Ungendering Research Initiative (PURI), Portland, OR, USA

of quantitative and qualitative survey data of undergraduate men to identify and understand the relationships some straight men have with receptive anal eroticism. They interpreted their data through theoretical lenses, including Anderson's homo-sexualization (2008) and homohysteria (2009), and called for a broader study into the anal erotic practices of straight men (Brannman et al. 2017, 2, 15).

This paper does not seek to satisfy Brannman's et al. specific call for longitudinal data on male anal erotic practices (Brannman et al. 2017, 2, 15). Instead, it draws inspiration from their inquiry and applies qualitative methodology to explore the questions: "Why don't straight men (tend to) use penetrative sex toys on themselves to experience (anal) sexual pleasure?" and "What might change if they did?" More formally stated, this study seeks to open exploration into a related question with a small group of men: "Do men who report greater comfort with receptive penetrative anal eroticism also report less transphobia, less obedience to masculine gender norms, greater partner sensitivity, and greater awareness about rape?" In such, it also develops a notion of (straight male) *transhysteria* in parallel to Anderson's concept of homohysteria and recognizes a potential political divide between Anderson's (2009) inclusive masculinity and Connell's (1995) hegemonic masculinity.

To consider these questions, this study interrogates straight male sexuality through qualitative analysis of semi-structured interviews with thirteen men, most of whom are straight. These interviews seek to identify features of male sexuality as they intersect with masculinity, heteronormativity and homophobia, partner sensitivity, rape culture, attitudes about feminism, and transhysteria/phobia. Ultimately, in addition to adding depth to the questions surrounding (straight) male anal sexuality, this paper explores whether advocacy for and education about straight male penetrative sex toy use could improve expressions of masculinity relevant to these variables. Of course, this sample is small and should not be understood to establish concrete conclusions on these issues. However, the in-depth, interactive approach enabled by working with a small sample suggested interesting and theoretically sound connections which future researchers could pursue.

Though Allan (2016a, 2016b) lays out psychoanalytic theoretical and other considerations that are strongly suggestive of co-constitutive relationships between masculinity vis-à-vis those variables listed above and anality (cf. Pronger 1998), currently there is virtually no scholarly literature that engages the topic of straight male penetrative sex toy directly and substantively. This does not imply the topic is never broached. As noted by Brannman et al. (2017, 2),

Relatively few academic studies have examined how men view, practice, and experience receptive anal pleasure Those studies that do investigate male anal eroticism have largely focused on same-sex penile-anal intercourse, usually ignoring how men might receive anal pleasure during heterosexual play, as well as ignoring all forms of anal stimulation without a penis.

Among these, Brannman and Ekberg-Stiriz (2012) approach the topic in a theoretical and historical way. As summarized by Brannman et al.:

Using feminist and queer theory to analyze the social stigmas around men's anal pleasure, the authors argue that educators can employ the topic of male

anal pleasure to help students critically analyze the social construction of sex, gender and sexuality. (Branfman et al. 2017, 3).

Far more extensive and applicable treatments exist in *The Ultimate Guide to Prostate Pleasure* (Glickman and Emirzian 2013) and *The Adventurous Couple's Guide to Strap-On Sex* (Blue 2007), but as these insightful volumes fall outside of the scholarly canon, not all scholars take them as seriously as they deserve. Finally, although these sources utilize social constructivist models, there remains a conspicuous gap in the research literature. Nothing to date applies a constructivist grounded theory approach to this dimension of sexualities studies in order to interpret (reluctance about) straight male penetrative sex toy use and its relationships with other salient variables relevant to straight masculinities (e.g., partner sensitivity and homo/transphobia). This paper seeks to fill that gap.

Male Anal Pleasure

Cultural perceptions of receptive anal eroticism for straight men tend to be hegemonic (that is, legitimizing the dominant patriarchal order) and negative. In fact, the male anus is generally considered sexually taboo within straight sexuality. Even after advances in “inclusive” masculinities (Anderson 2009), receptive anal eroticism primarily conjures themes from hegemonic masculinity theory, including concerns of “being gay” and co-constituent affective associations that run counter to straight masculinities (Kimmel 2001). While heteronormativity and even homophobia serve as the major underpinnings for these responses (e.g., Allan 2016a; Pronger 1998, 1999), anxieties rooted in Anderson’s more refined concept, “homosexualization” (2008), apply more thoroughly. Under homosexualization, “certain activities are coded as ‘gay’ and hence can throw a man’s heterosexual identity and reputation into question” (Branfman et al. 2017, 4). This includes receptive anal eroticism, which accompanies “the cultural belief that straight men who stimulate their own anus, or willingly allow another to stimulate it, must really be gay” (p. 4). Specifically, they posit,

Culturally, however, there exists a wide assumption that only gay and bisexual men desire or receive anal pleasure. These stereotypes about the male prostate are characterized by two key ideas ... [including] that a man who enjoys receptive anal pleasure is socially perceived as gay and/or emasculated. Even as anal pleasure is stigmatized by its connotations of homosexuality and feminization, so in turn are gay and bisexual men frequently denigrated as dirty, emasculated, or deviant precisely for their cultural association with anal eroticism. (Branfman et al. 2017, 2).

In response, straight men often exhibit what Anderson (2009) terms “homohysteria,” which he defines as “heterosexual men’s fear of being perceived as gay, especially when they transgress masculine gender norms” (Branfman et al. 2017, 2). Anderson (2009) describes homohysteria as a kind of “social paranoia” that straight men feel results from a loss of masculinity if associated with or identified as “gay”

(cf. Allan 2016b). Thus, to avoid associations with homosexuality, straight men rigidly close off to receptive anal eroticism (cf. Allan 2016b; Connell 1995). Branfman et al. (2017, 5) explain,

This is to say that the social stigma on male homosexuality also limits the sexual and gendered lives of heterosexual men Just as gay men must avoid certain feminized behaviours if they desire to be thought socially heterosexual, so too must straight men.

These findings comport with Kimmel's (2001, 33) observation that masculinity is so intrinsically linked to homophobia that homophobia itself contributes to the development of masculine gender identity through fear, shame, and silence. Indeed, Pascoe (2007) argues that the term "fag" is frequently used to enforce heteronormative, even homophobic masculinity in adolescent boys, who build their masculinity by repudiating a "fag" identity. Further, McNeil (2013) documented how these themes are routinely reproduced in sex education; Burke (2014) identified them within conservative Christian religious practices; and Frank (2008) found them reinforced in (sexually) swinging communities. This all agrees with Pronger (1999), who observed that the homo/heterosexual boundary for straight men is performative and rigidly enforced despite, in reality, being far more complicated than most straight masculinities permit. This creates a marked pressure within straight men to conform to sexual practices that exclude receptive anal play. To address and remediate this problem, scholarship has attempted to decode the processes by which categories of sex, gender, and sexuality are constructed and legitimized, particularly with regard to heteronormativity and trans-exclusivity (Carrera et al. 2012). Still, these problems persist and remain understudied.

Returning to Anderson (2009), homohysteria almost undoubtedly contributes to the taboo sexual status of the straight male anus, for this is the role taboos play in social construction: to enforce boundaries that limit disruptive interaction with that which cultures viscerally fear. Conceptually, homohysteria naturally generalizes, with the same straight-male paranoia as its source, to *transhysteria*, which can be defined in parallel as heterosexual men's fear of losing masculinity as a result of (potentially) accepting trans women's penises. Applying to both concepts, as Branfman et al. (2017, 5) write, "The desire to be perceived as heterosexual and masculine is understandable in a culture that distributes privilege unequally according to gender and sexuality."

The data presented by Branfman et al. (2017) support Anderson's hypothesized roles of homohysteria, homosexualization, and transhysteria in shaping straight male anal sexuality:

We argue that a man's socially perceived heterosexual identity is partially conditioned not only upon sex with "appropriate" (opposite-sex) partners, but also upon "appropriate" sex roles. According to this social norm, heterosexual men who wish to avoid stigma must penetrate women, not stimulate or penetrate their own orifices, or allow their orifices to be stimulated or penetrated by others—even if those others are women. While stimulating one's own anus is not direct sexual contact with another male, homohysteria constructs anal stimula-

tion as a homosexual affair, even if performed in the absence of another male. (p. 6).

These problems therefore exclude receptive anal eroticism—especially *penetrative* anal eroticism—from the permissible sexual repertoires of straight men that create an explicit tension (located in the straight male anus) between inclusive masculinity and themes of hegemonic masculinity (Branfman et al. 2017; cf. Connell 1995). As characterized by Connell, hegemonic masculinity is “the configuration of gender practice which embodies the currently accepted answer to the problem of legitimacy of patriarchy, which guarantees ... the dominant position of men and the subordination of women” (1995, 77). More simply, it “embodies a ‘currently accepted’ strategy” for legitimizing patriarchy and represents the “one form of masculinity rather than others [that] is currently exalted” (p. 77). Particularly, for the anal-unreceptive straight man, penetrative sexual acts are frequently seen performatively as something *to be done by the man* through insertion of his penis into (cisgendered) women.

Not all straight sexual activity, however, relies upon this characterization (cf. Ward 2015). Glickman and Emirzian (2013, 268) observe,

[T]he idea that in sex men have one role and women have another is very restrictive. Men should do all the giving and women should do all the receiving; these roles work fine if your sex life consists only of fucking with the man controlling all the motion. But a lot of people with very satisfying sex lives have roles that are more blurred.

These observations are consistent with the ways in which hegemonic masculinity is interactionally constituted and at odds with inclusive masculinity, especially in situations exhibiting low partner sensitivity (Connell 1995; Schrock and Padavic 2007). Anal-unreceptive straight men do not limit the “doingness” of their sex to penile-vaginal intercourse, however. They often exhibit little hesitance to, or even overt enthusiasm about, inserting their penises into a *woman’s* anus, about which women report a variety of opinions (cf. McBride 2017). Thus, straight men reproduce hegemonic norms of male sexual dominance by inserting their penises into women’s bodies, and expectations about masculinity (compelled ultimately by homophobia and transphobia) dictate and enforce a double-standard regarding anal penetration. That is, although many other forms of anality and anal play exist and interact with masculinity, for many straight men, anal *penetration* specifically is something that they *do* (to cisgendered women) but not something that *can be done* to them (by *anyone*, man, woman, or self).

An interesting partial exception exists to this anal-exclusive rule among straight men: straight male sexuality may not be a wholly rigid category, especially regarding homoeroticism. Some men describe themselves as “mostly straight” (Savin-Williams and Vrangalova 2013; Ward 2015). This phenomenon demonstrates the intrinsic elasticity of nominally straight male sexuality, which has been explored further under the rubric of “straight with a pinch of bi” (Carrillo and Hoffman 2017). For instance, as documented by Silva, some straight men engage in anal intercourse and other normatively homosexual sex acts as “bud-sex,” highlighting the overall “flexibility of heterosexuality” as a category (2017, 51). These subcategories

within nominally straight male sexuality reveal the category as less well-defined than generally assumed (per Carrillo and Hoffman 2017; Silva 2017) and show that heteronormativity often forces bisexual men to perform as straight, to the point of lying (even to themselves) about their sexualities. Nevertheless, sexuality-flexible “straightness” in males may productively challenge orthodoxies about heterosexuality (cf. Beasley et al. 2015) in a playful way (Paasonen 2017) and provide a fitting context into which this research can be theoretically situated.

Sex Toys and Straight Anal Eroticism

One straightforward potential remedy to straight male anxiety about receptive penetrative anal eroticism arrives through experiencing and overcoming these affective responses in a safe, controlled environment. Such “exposure therapy” can successfully address phobic anxieties by inducing carefully controlled exposure to anxiety triggers in safe environments (cf. Foa et al. 1999). Reasonably, then, straight men could overcome some homo/transhysterical anxiety about receptive penetrative anal eroticism in safe “straight” environments through penetrative anal masturbation with sex toys and/or pegging (allowing the female in a straight sexual encounter to anally penetrate the male with a strap-on dildo) with a compassionate partner (cf. Allan 2016b).

There is little scholarly literature available about (straight) male sex toy use, however, as most sex-toy studies explore women’s issues (see Attwood 2005). Few papers exist on the subject, and these typically focus upon introducing sex toys—usually for women—into heterosexual couples’ sexual play (e.g., Watson et al. 2015). For insight, then, popular guides such as Glickman and Emirzian (2013) and Blue (2007) offer clues. Glickman and Emirzian (2013, esp. 198–232) indicate that there are many reasons for men of all sexual orientations (especially straight) to consider receptive anal eroticism, especially penetration (cf. Allan 2016b). This practice can be enjoyable, they contend, and is becoming more commonplace, including by men in heterosexual partnerships. It thus holds transformative potential that can enrich heterosexual relationships, especially when utilized together via pegging of a straight man by a female partner (pp. 233–256) (cf. Allan 2016b; Blue 2007). To facilitate this potential, they address common straight male concerns about homosexualization via penetrative anality:

Receiving penetration is sometimes thought of as the woman’s role in sex. And since a big part of being a “real man” means that you don’t do anything womanly, then of course receiving penetration doesn’t fit. Some men fear that if they get penetrated, they are being feminized—turned into a sissy. (Glickman and Emirzian 2013, 267).

The relationship between anal eroticism and homoeroticism is such a dominant trope in masculinity that Glickman and Emirzian repeatedly return to it (cf. Allan 2016b; Blue 2007, 9–10). Similarly, they engage other issues relevant to the collision of (usually straight) masculinity and receptive penetrative anal eroticism, such

as those impacting partner sensitivity, women's issues (thus feminism), and trans issues (e.g., pp. 18, 98, 182, 258, 271, 291) (cf. Allan 2016b, 185; Blue 2007, 62).

Relationship of Anal Eroticism to Other Straight Masculinity Variables

Theoretical considerations, especially Connell's (1995) work on hegemonic masculinity as reflected off Anderson's (2009) inclusive masculinity, lead us to expect that several masculinity variables interact with (straight) male anality and receptive anal penetration. Despite inclusive advances, themes currently dominant in masculinity include problematic trends in partner sensitivity, rape culture, attitudes about feminism, and homo/transhysteria/phobia in straight men, which may have direct or indirect dependence upon attitudes regarding receptive anal eroticism. Connell, for instance, notes that homosexuality, which is connected with anal penetration in many straight masculinities, represents that which is "the repository of whatever is symbolically expelled from hegemonic masculinity" (1995, 78).

Consider "partner sensitivity," which refers to the capacity for and performance of sympathetic and empathetic behaviors in one member of a partnership for the other(s), such that they demonstrate awareness of the physical, emotional, and mental states and needs of the other(s). It is so common as to be a trope that straight men in heterosexual (dyadic) partnerships tend to lack in this dimension. Consequences range from frustration to failed partnerships (cf. Burke 2014). More commonly, they include internalized sexism (for the woman) and reinforcement of Connell's (1995; Connell and Messerschmidt 2005) notions of hegemonic masculinity (for the man), reproducing gendered stereotypes, and routine shifts of emotional (and household) labor (onto the woman).

Empirical data gathered by Branfman et al. (2017) bear out some of these observations (cf. Allan 2016b). For example, one of their subjects reported, "Definitely more trust involved in asking to be played with anally than there is in asking to handcuff her or experiment with other kinks" (p. 12). Another noted, "I'm learning what I like in much the same way that females go through the process of learning how they like their clitoris stimulated" (p. 11). Their data suggest that sensitivity to issues relevant to women and women's sexuality—especially including partner sensitivity, attitudes about feminism, and awareness of rape culture—are likely to be positively impacted by receptive penetrative anal eroticism in straight men (Allan 2016b, esp. 177, 186).

Still, virtually no rigorous scholarly work investigates the topic of directly improving straight male partner sensitivity by means of receptive anal eroticism. Glickman and Emirzian (2013), however, argue persuasively that the practice of "pegging" can lead to remarkable increases in partner sensitivity for recipient males. They articulate that when engaging with receptive penetrative anal eroticism, many men experience "the same variety of emotions as women, and learning to deal with them works a lot better than pretending they don't happen" (Glickman and Emirzian 2013, 94). They also observe that the male experience of feeling something enter your body is often novel for straight men and explain that learning the ways in which

“your mood, your emotions, and your physical sensations in that moment” can have dramatic impacts on the quality of the sexual experience (p. 147) (cf. Allan 2016b, 185). Experiences of these kinds are common for those familiar with receptive sex roles, including women and men who are not straight, but they are less common within straight men, for whom the anus is typically (homohysterically) taboo. In these ways, at a minimum, receptive penetrative anal eroticism in straight men may be hypothesized to facilitate greater partner sensitivity.

These issues immediately tip into the broader realm of straight male attitudes about feminism and rape culture, and much has been written on the intersection of these variables with straight male sexuality (e.g., Baker 2015; Blozendahl and Myers 2004; Canan et al. 2016; Glick and Fiske 2001; Hayes et al. 2016; Phillips 2017; Reling et al. 2017; Rentschler 2014). Here, a thorough rehashing of that literature is omitted, though it bears mentioning that Baker (2015) investigates the role empathy plays in connecting masculinity and attitudes about rape culture. Her conclusion is consistent with the preceding theoretical developments concerning partner sensitivity. Specifically, even without extending from parallel research regarding women’s sensitivity to these issues (Osman 2016), there are excellent reasons to entertain the hypothesis that receptive penetrative anal eroticism in straight men (either in masturbation or with a partner by means of pegging) can introduce relevant empathy-generating lived experiences. These, in turn, can improve attitudes about feminism and concern about rape culture.

Core among the myriad concerns raised by the collision of straight male sexuality with straight male anal-sexual paranoia are transhysteria and transphobia, and these linger even in “inclusive” masculinities. One of the clearest links between straight male transphobia/hysteria and homophobia/hysteria was developed by Nagoshi et al. (2008), who performed a detailed study linking transphobia and homophobia across multiple demographics. They found that these are, indeed, linked, especially in (straight) men. Building on Lombardi et al. (2002), who documented that more than half of trans individuals experience pervasive discrimination, prejudice, harassment, or violence, this clearly represents a deeply problematic trend that is co-constituted with straight male sexuality (cf. Anderson 2009). Straight male transphobia, even limited to the common unwillingness in straight men to date or have sex with trans women (especially when still possessing a penis [Weinberg and Williams 2010]), is therefore a serious problem that results in exclusionary and potentially even violent behaviors against trans people (Lombardi et al. 2002).

Ultimately, there are few, if any, non-transphobic/hysteric reasons for straight men to exclude trans women from their dating and sexual interests. Still, the most common fixates upon the trans woman’s genitals, especially when she has a penis (cf. Weinberg and Williams 2010). Indeed, the trans woman’s penis, when she has one, is the specific site of much straight male transhysterical anxiety, as though hegemonic masculinity demands straight men form partnerships only with vaginas, not with women. Ultimately, this concern for the transhysterical male includes the performance of sex acts deemed demasculinizing only because they involve another penis, even when that penis is part of a woman’s body. Among these sexual acts, of unavoidable concern for the transhysterical straight male is the potential threat of receptive anal eroticism from his trans partner if she desires to penetrate him. In

this way, transhysteria presents a significant difference from homohysteria: the latter is a paranoia about the self while the former is about the other. Thus, straight male concerns related to receptive penetrative anal eroticism may directly contribute to the problem of straight male transphobia. This suggests that reducing anxiety about receptive penetrative anal eroticism among straight males may ameliorate transphobia in the same.

Branfman et al. (2017) point out, however, that while these are suggestive signs, there also may be limitations to this avenue to transformative politics. They note,

As Branfman and Ekberg-Stiritz (2012) have written, *exploring anal pleasure does not automatically transform straight men's politics or their treatment of sexual and gender minorities*. In fact, if anal pleasure does indeed lose its cultural association with homosexuality and feminization, this decoupling may simply free straight men to explore it without critically questioning their own oppressive beliefs about gender and sexuality. (p. 15, italics added).

It is upon these grounds that they make the recommendations that inform this study:

[W]e suggest that the destigmatization of anal pleasure at least has the potential to open space for critical questions and dialogues about gender and sexual orientation that would previously have been silenced. From a social justice standpoint, we believe that even as decreased homophobia opens space for straight men to experiment with previously homosexualizing activities like anal eroticism, so in turn may increased understanding of anal pleasure help reduce stigma projected onto gay, bisexual, and other queer-identified men. In openly discussing all men's capacity for anal pleasure, receptivity, and penetrability, young men might question accepted gender norms and the stigmas of emasculation, deviance, and dirtiness that are so often used to degrade it. (p. 15).

It is in light of these observations and aspirations, including challenging the orthodoxies of heterosexuality (see Beasley et al. 2015; Paasonen 2017) and investigating the limitations of and challenges to inclusive masculinity, that the present qualitative study was conducted.

Methodology

This study utilizes long-form, semi-structured, in-person casual interviews to gather qualitative data on thirteen men about their relationship with receptive anal eroticism and attitudes regarding the relevant co-constitutive variables discussed above. Interviews were conducted at locations of the subjects' choosing in or around Portland, Oregon, between the dates of August 15 and November 6, 2017. Questions were designed to facilitate open-ended discussions about the variables under examination, while offering the researcher a subjective feel for the individual subjects and their views.

In conducting this study, I interviewed eight straight, two bisexual, and three gay men about their experience with receptive anal eroticism, sex toys, history of and openness to (anal) sex toy use, and topics relevant to other factors under consideration. Though the subject of the study is straight-male attitudes, gay and bisexual men were included to obtain diverse insights from the perspectives of those with other orientations. The sample is small and naturally limits the breadth of conclusions that can be drawn; however, it provides exploratory indications into the ways sexual orientation may interact with these factors.

Given the intimate nature of the interviews and the subject matter, subjects were recruited through word-of-mouth via a snowball sampling method extending from a social network in Portland, Oregon, in which I am situated. That is, I recruited acquaintances and partners of acquaintances and, consistent with snowball sampling, they recruited volunteers from within their social networks. To minimize bias, I recruited few of my own acquaintances and relied more heavily on snowball sampling while specifically seeking diversity of (political) views, as this is known to be associated with attitudes about (male) anality (cf. Pacilli et al. 2011; Terrizzi et al. 2010), and anal sexual experience.

Most interviews lasted ninety minutes to two hours and were based upon fifteen core questions, though subjects were encouraged to wander naturally through the processes of conversation. Subjects were given free range to talk about the core questions and any associations that consequently arose. This semi-structured conversational interview technique was chosen because it enabled applying a combined naturalist and constructivist grounded theory approach to the qualitative data that emerged (Rubin and Rubin 2012, 8–11, 17–26). As McKee (2014) points out, qualitative methodologies can provide more validity (at the cost of reliability) than quantitative methods allow by avoiding reducing subjects to a set of answers and numerical data, as sometimes limits quantitative and other qualitative methodologies. This conversational approach also added an ethnographic element, which benefits from closeness, though it can also be limited by subjective blurring. To correct for this, critical detachment was utilized during post-interview note compilation (per Matthews 2014, 105–106). Finally, the data were analyzed thematically for indications of trans/homophobia (Anderson 2008), feminist attitudes, attitudes about rape and rape culture, partner sensitivity, and inclusive versus hegemonic masculinity (Anderson 2009; Connell 1995).

Interviews began by asking the age and relationship status of the participants. They continued by engaging the following fifteen core questions, which were presented as prompts for a semi-structured approach. The research informing these questions includes the immediately aforementioned together with considerations of their relevance to the topic (in some cases, additional relevant literature is cited at the end of the question):

1. How would you describe your sexual orientation: straight, gay, bisexual, or something else?
2. How would you describe your political orientation?
3. How do you feel about sex toys as a part of masturbation, sex, or sexual play?

4. Do you feel that certain sex toys are suited to particular genders, e.g., are dildos toys for women? Which are which, and how do you tell? (cf. Watson et al. 2015)
5. Have you ever used a penetrative sex toy on yourself in masturbation or sexual play? Have you ever had one used on you by a partner during sexual play? Is this a regular part of your sexual play? Do you like it? (cf. Allan 2016b; Watson et al. 2015)
6. Do you feel that if a man inserts a dildo into his own anus, or has one used on him as such by a partner (e.g., pegging), it robs him of or otherwise damages his masculinity? Does it enhance his masculinity? Or is it unrelated to masculinity? (cf. Allan 2016b; Anderson 2009; Branfman and Ekberg-Stiritz 2012; Connell 1995)
7. Do you feel like there are gendered roles in sex, i.e., “male” and “female” roles? To the degree it is applicable, do you feel like you take on more “male” roles or “female” ones? (cf. Glickman and Emirzian 2013)
8. Would you describe yourself as masculine? In what ways? (cf. Anderson 2009; Connell 1995)
9. Do you think rape culture is a significant problem in society today? (cf. Baker 2015)
10. Should we believe victims of sexual assault, especially rape? (cf. Baker 2015)
11. Do you think your partner(s) would describe you as a “sensitive guy”? Would you describe yourself this way? (cf. Glickman and Emirzian 2013)
12. Are you a feminist? How do you feel about feminism? (cf. Houvouras and Carter 2008)
13. Would you describe yourself as homophobic? Would others describe you as homophobic? (Anderson 2009)
14. Would you date and/or have sex with a trans woman? Would it matter to you and your sexual satisfaction if she has a penis? (If straight), would you say this is consistent with being straight and masculine? (cf. Weinberg and Williams 2010)
15. Would your willingness to date and/or have sex with a trans woman, especially one with a penis, increase if you were more comfortable with receptive penetrative anal eroticism? (cf. Glickman and Emirzian 2013; Weinberg and Williams 2010)

Recording and transcribing such interviews is standard practice, though exceptions exist for when there are reasons to conclude that the act of recording may negatively influence the subjects or data validity (Nordstrom 2015; Rubin and Rubin 2012; Speer and Hutchby 2003; Suzuki et al. 2007). In this case, two subjects refused to participate if recorded because they found the subject matter sensitive and three others expressed discomfort. Thus, to encourage openness, and in the interest of fair and ethical treatment across all subjects, interviews were not recorded (Rubin and Rubin 2012, 35, cf. 178). Instead, extensive, detailed typed notes were kept during interviews and post-interview logging and analysis was immediate and engaged critical detachment (Matthews 2014, 105–106; Rubin and Rubin 2012, 64). All direct quotations were noted as they were spoken and confirmed by subjects for accuracy.

Responses

Interview subjects included eight straight men (Subjects 1–8), two bisexual men (Subjects 9–10), and three homosexual men (Subjects 11–13), all of whom are open about their sexualities. No subjects reported an orientation outside of these three categories. Subjects' ages ranged from twenty-seven to fifty-four. Among the straight men, five (Subjects 1, 2, 3, 4, 7) described themselves as partners in stable long-term relationships, two (Subjects 5, 6) classified themselves as “dating around,” and one (Subject 8) was single. Both bisexual men were in a committed long-term “lightly poly[amorous]” relationship—with each other—and one maintained a “casual but ongoing” relationship with a woman outside the same-sex dyad. One gay man (Subject 11) was involved in a long-term relationship, while the other two were single. Henceforth, in referencing subjects, when clarity is needed the following format will be used: “Subject X[AO],” with X marking subject number, A representing his age, and O his sexual orientation (as S, B, or G, denoting straight, bisexual, or gay, respectively). For example, “Subject 1[31S]” indicates that Subject 1 is being referenced, and he is 31 years old and straight.

In order to minimize a potential bias in the study, I expressly aimed to recruit diversity in the political orientations of the interview subjects via the snowball sampling, as it is known to be associated with beliefs connected with male anality (Pacilli et al. 2011; Terrizzi et al. 2010). Despite screening some potential subjects for this reason, the political orientations of participants still skew generally toward what would be described as “progressive” on sociosexual issues. Only four of the thirteen subjects self-described by terms other than “liberal” or “progressive”; three used “libertarian” (Subjects 2[36S], 3[29S], 5[41S]) and one (Subject 1[31S]) “socially conservative.” This last subject gave the briefest interview (lasting barely thirty minutes) and the briefest answers of all thirteen subjects. Of note, I invited six socially conservative men to participate, but five declined, stating that they, in the words of one, “[didn’t] want to be a part of some stupid liberal study about putting stuff up [one’s] butt.” This necessarily raises questions about how information of this kind could be obtained from socially conservative straight men. It also forces us to ask two questions about Eric Anderson’s (2009) theory of inclusive masculinity: For whom is masculinity inclusive? and (How) is political orientation connected to an inclusive-versus-hegemonic-masculinity divide?

All subjects expressed generally positive attitudes toward sex toys as a part of masturbation, sex, and sexual play, and all felt that certain sex toys are better suited for particular genders. There was, however, more knowing laughter and a broader range of male-suitable toys amongst gay and bisexual subjects. While four straight subjects (Subjects 3[29S], 4[54S], 6[34S], 8[52S]) stated that the intended gender for a sex toy is ambiguous in the case of penetrative toys, indicating openness to receptive anal eroticism and penetration, straight subjects generally believed sex toys for men are meant *to be penetrated* rather than *penetrating* (these including masturbators, sleeves, and molded vaginas). The first association

all subjects had with dildos, for instance, was that they are specifically a woman's sex toy. All but two subjects (Subjects 1[31S], 5[41S]), however, immediately qualified that identification. In the words of Subject 2[36S], "anal play makes it less clear-cut on who can use a dildo." One subject, the socially conservative Subject 1[31S], expressed a problem even with the notion that *any* men might enjoy anally penetrating themselves with sex toys.

Two gay subjects (Subjects 11[40G] and 13[33G]), both bisexual men, and two straight subjects (Subjects 4[54S] and 8[52S]) intentionally had used or regularly use penetrative sex toys for masturbatory anal eroticism. Two further straight subjects (Subjects 3[29S], 6[34S]) had "tried it once to see if there was anything they were missing out on." Only three subjects (Subjects 8[52S], 10[34B], 11[40G]) regularly masturbated with dildos. Among the four straight subjects who had not used a dildo on themselves (Subjects 1[31S], 2[36S], 5[41S], 7[27S]), two mentioned being willing to try it under the right circumstances (Subjects 2, 5) while two adamantly refused (Subjects 1, 7). Among the latter two, Subject 1[31S] (the social conservative) immediately associated it with homosexuality while Subject 7[27S] called the use of dildos for anal eroticism "gross." As he emphatically phrased it, "That hole is exit-only! There's poop up there!" Subject 6[34S], who had tried anally penetrating himself but had done so only once, remarked, "I didn't like it much, frankly. I had had high hopes, but it mostly just felt like taking a shit that never ended and wasn't really pleasurable." The general consensus of all subjects except three (Subjects 8[52S], 9[43B], 12[42G]) is that male masturbators/sleeves constitute a vastly superior male sex toy experience as compared to penetrative toys.

These attitudes frequently matched thematic assessment of subjects' self-identification with occupying masculine gender roles (cf. Connell 1995; Connell and Messerschmidt 2005), including expressions of the opinion that using penetrative anal sex toys on oneself diminishes a man's masculinity (cf. Allan 2016b; Branfman et al. 2017; Connell 1995). Most straight subjects (Subjects 1–6) and one gay subject (Subject 12[42G]) expressed this perspective in greater or lesser degree.

The interview data delineated less obvious relationships between anal dildo use and attitudes about rape culture and feminism. There was, however, some apparent connection between these features within the data: those more engaged in self-mediated penetrative anal play seemed generally more feminist and more concerned about rape culture than others. For example, Subject 8[52S], who consistently expressed staunchly feminist attitudes, was also the most open to and enthusiastic about receptive penetrative anal play. He highlighted this connection with his remark, "I play with anal toys a lot and experiment a lot. I've even hurt myself with toys that are too big or too dry." When asked if this bears any associations with rape for him, he commented that he has thought about it frequently and said, "Yeah, it can make you realize how bad a rape has to be, especially anally." Views about feminism were generally supportive but somewhat mixed, except in Subjects 1[31S] and 5[41S], who were also the most socially conservative. All subjects expressed strongly negative views on rape, but six (Subjects 1[31S], 3[29S], 5[41S], 6[34S], 9[43B], 10[34B]) doubted the pervasiveness of rape culture. Other than the social conservative (Subject 1[31S]), both bisexual subjects and those straight subjects who had tried dildos in the past but do not use them regularly held the most skeptical attitudes about rape

culture. The socially conservative Subject 1[31S] unambiguously indicated the most overtly negative attitudes about receptive anal eroticism, and these co-presented with strong negative attitudes about feminism, which he called “man-hating,” and rape culture, which he labelled a “liberal myth.”

Regarding the perception of themselves as homophobic (Question 13), the gay and bisexual subjects merely laughed at being asked the question “because I’m not straight” (Subject 9[43B]), and all eight straight subjects denied it, including the social conservative—indicating significant cultural inroads of inclusive masculinities. Through careful probing with follow-up questions, it became clear that Subjects 1[31S], 2[36S], 3[29S] and 5[41S] appear, as revealed through thematic analysis of language about non-straight orientations (cf. Braun and Clarke 2012, 62–68), more homophobic than they are willing to admit. This (latent) homophobia presented alongside clear trends of having not anally penetrated themselves. Surprisingly, the one straight subject for whom this pattern did not fit (Subject 7[27S]) was also unwilling to try receptive dildo eroticism. He exhibited no signs of homophobia unless one counts the unwillingness to be anally penetrated, for which he attributed his aversion entirely to “hygiene.”

The most interesting and varied responses came from discussing trans women. Only five subjects (Subjects 4[54S], 8[52S], 9[43B], 10[34B], 13[33G]) were clearly willing to date or have sex with a trans woman, demonstrating a limitation of the cultural penetration of inclusive masculinity. Upon specifying that the trans woman has a penis, Subject 13[33G] remarked, “Of course! *That* would be requirement!” Neither bisexual subject expressed any hesitation about dating a trans woman with a penis or one without, though Subject 10[34B] (the one not also dating a woman) mentioned he would slightly prefer if she has one. The socially conservative Subject 1[31S] not only refused to date a trans woman “under any circumstances” but closed this topic of conversation after responding transphobically that trans women “are not women” and “suffer mental illness.” When queried about trans women with penises, he immediately insisted that “so-called ‘ladyboys’ and ‘chicks with dicks’ are not women; they’re dudes with a mental problem.” He even refused to entertain the topic hypothetically, calling it “messed up.” Subject 4[54S], who would date a trans woman, said he would not do so if she had a penis, thereby indicating the genitals/penis to be central to his transhysteria concerns. Subject 8[52S], on the other hand, indicated no particular preference and described himself as “up for anything, so long as it’s fun.” In stark contrast, both gay subjects who were unwilling to date or have sex with a trans woman (Subjects 11[40G], 12[42G]) indicated their sexuality as the reason. In the words of Subject 11, “Why would I? She’s a woman, and I’m a gay man.” This response does not necessarily indicate transphobia/hysteria, as it recognizes a trans woman as being a woman. However, their preference may still be transphobic, trans-exclusionary, and genital/penis-centric, since while these two subjects expressed no qualitative difference regarding whether or not the trans woman has a penis, Subject 12[42G] would not date a trans man and Subject 11[40G] only would if he had a functional post-operative penis.

Insightfully, regarding the roots of transhysteria/phobia, Subjects 2[36S], 3[29S], and 6[34S] indicated negative attitudes toward dating a trans woman generally, yet willingness “to consider it,” in the words of Subject 3[29S], “depending upon the

woman.” For these subjects, however, the presence of a penis was unacceptable, reinforcing the notion that transhysteria/phobia may largely be other-centered and penis/genital-centric. As Subject 2[36S] summarized, “A penis is non-negotiable for me; it’s an absolute deal-breaker, no matter how nice, no matter how attractive, no matter what. Just no.” Subjects 3[39S], 6[34S], 7[27S], and 8[52S], however, were more open to dating or having sex with a trans woman, including one with a penis. This, still, seemed penis/genital-centric and may have to do with their willingness to engage in (and enjoy) regular receptive penetrative anal eroticism, at least in the hypothetical. As Subject 3[29S] put it, “I guess if I was used to it and liked getting it up the butt from someone, I could probably enjoy it from a trans woman if I found her really hot. But it would still be weird.”

Discussing trans women’s penises consistently created the most apparent discomfort for (most of) the (trans/homohysteria) straight subjects. Subject 6[34S], who had tried receptive dildo eroticism but did not enjoy it, remained unambiguously opposed to dating or having sex with a trans woman, especially if she had a penis. Subject 8[52S], who was “up for anything” and who regularly engages receptive dildo eroticism by himself and with (female) partners, was enthusiastically open to the possibility of sex with a trans woman with or without a penis, provided only that he was “into the woman” and that she was “good at what she does.” He remarked that trans women with penises are “very likely to qualify” and that he would seek out such potential sex partners if possible.

Discussion

These qualitative data offer suggestive tentative conclusions about the hypotheses posed here. For example, homo/transhysteria seems to explain some of the observed resistance to receptive penetrative anal eroticism (cf. Branfman et al. 2017), which may be constituted with conforming to hegemonic masculinity and a limitation to inclusive masculinity in anally non-receptive men (cf. Connell 1995). Emergent themes in the data indicate that self-perceived importance of adhering to hegemonic masculine gender roles over inclusive ones was strongly aligned with this attitude. It also appears connected with self-perceptions of not being sensitive in a partnered setting. Of course, although such qualitative data can provide high validity, it places limits on reliability (McKee 2014), and the small sample size limits the strength of these suggestive observations.

This qualitative assessment also suggests the conclusion that there may be significant connections between the masculine trope of “doing sex,” feeling oneself masculine, and resistance to anal receptivity, as Glickman and Emirzian (2013) note and seek to challenge (cf. Allan 2016b; Connell 1995). Specifically, men who reported penetrating themselves anally most frequently and who derive the most pleasure from it seemed to understand receptive sexual roles better than their anal non-receptive peers and were more likely to self-describe as feminists. Similarly, consistent with Glickman and Emirzian (2013), receptive penetrative anal eroticism may improve partner sensitivity in men, especially straight men. With only one exception (Subject 3[29S]), subjects who self-assessed and

thematically exhibited the most partner sensitivity were also those most aware of (and able to enjoy) what it feels like to *receive* sexual penetration. Future research taking partners' evaluations of sensitivity into account would be valuable.

Where it comes to sensitivity about rape culture, the data are barely suggestive, and this ambiguity between theory and thematically coded results provides an avenue for future research. In that the sole social conservative in the study was also the most hostile to feminism and the problem of rape culture, the question of the remedial potential for receptive anal eroticism in straight men to improve views about feminism, rape, and rape culture remains hopeful but mostly open, despite Allan's (2016b, 177, 186) cautious hesitance. Particularly, exploring socially conservative perspectives concerning penetrative anal eroticism and issues surrounding rape would benefit from further detailed consideration.

On the co-constituted topics of transphobia/hysteria, however, the data were the most clearly suggestive. The apparent relationship between sexual orientation and transphobia/hysteria seems clear, noting limitations from the small sample size. Straight subjects exhibited far more transphobic attitudes and transhysteria (especially in being unwilling to date trans women with penises) than the gay or bisexual subjects. Furthermore, receptivity to penetrative anal eroticism consistently arose in the least transphobic/hysterical subjects. Bolstering this conclusion, subjects who presented transphobic/hysterical themes expressed that receptive penetrative anal eroticism is likely to evoke less-transphobic attitudes for them, at least in the hypothetical scenario of receptivity to sex with a trans woman with a penis. Overall, the clear thematic trend across most straight subjects is that potentially transhysterical/phobic attitudes in straight men seem penis/genital-centric, suggesting that receiving another's penis still represents a (hegemonic?) barrier to inclusive masculinities. These data are therefore suggestive that education, destigmatization, and encouragement of receptive penetrative anal eroticism in straight men could partially remediate some significant problems under the transphobic umbrella and may help counter penis/genital-centric transhysteria in straight men.

In conclusion, this qualitative study suggests that men who report greater comfort with receptive penetrative anal eroticism also report less transphobia, less obedience to masculine gender norms, greater partner sensitivity, and potentially greater awareness about rape. Particularly, unwillingness to engage in receptive penetrative anal eroticism seems to arise most commonly (especially in straight men) alongside masculinity features such as heteronormativity, hegemonic masculinity, and trans/homohysteria. This seems to mark a penis-centered limitation to inclusive masculinity and may represent an inherent tension between hegemonic and inclusive masculinity that may relate to political orientation. Particularly from this data, transphobia and transhysteria in straight men exhibit such a close thematic relationship to receptivity to penetrative anal eroticism that intentional anal penetration in "safe" environments may remediate them.

Compliance with Ethical Standards

Conflict of interest The author declares that he/she has no conflict of interest.

Ethical Approval All procedures performed in this study involving human participants were in accordance with the ethical standards of the institution and with the 1964 Helsinki declaration and its later amendments, including standard IRB approval which was obtained for this study.

Human and Animal Rights This article does not contain any studies with animals performed by the author

Informed Consent Informed consent was obtained from all individual participants included in the study.

References

- Allan, J. A. (2016a). Phallic affect, or why men's rights activists have feelings. *Men and Masculinities*, 19(1), 22–41.
- Allan, J. A. (2016b). *Reading from behind: A cultural analysis of the Anus*. Regina, SK: University of Regina Press.
- Anderson, E. (2008). "Being masculine is not about who you sleep with...": Heterosexual athletes contesting masculinity and the one-time rule of homosexuality. *Sex Roles*, 58(1–2), 104–115.
- Anderson, E. (2009). *Inclusive masculinity: The changing nature of masculinities*. London: Routledge.
- Attwood, F. (2005). Fashion and passion: Marketing sex to women. *Sexualities*, 8(4), 392–406.
- Baker, M. L. (2015). Sexism, masculinity, and entitlement as predictors of rape culture support, and the role of empathy as a possible explanation. Senior Independent Study Thesis, Paper 6651, The College of Wooster, Wooster, OH.
- Beasley, C., Holmes, M., & Brook, H. (2015). Heterodoxy: Challenging orthodoxies about heterosexuality. *Sexualities*, 18(5–6), 681–697.
- Blozendahl, C. I., & Myers, D. J. (2004). Feminist attitudes and support for gender equality: Opinion change in women and men, 1974–1998. *Social Forces*, 83, 759–789.
- Blue, V. (2007). *The adventurous couples' guide to strap-on sex*. San Francisco, CA: Cleis Press.
- Brannman, J., & Ekberg-Stiritz, S. (2012). Teaching men's anal pleasure: Challenging gender norms with "prostage" education". *American Journal of Sexuality Education*, 7(4), 404–428.
- Brannman, J., Stiritz, S., & Anderson, E. (2017). Relaxing the straight male anus: Decreasing homophobia around anal eroticism. *Sexualities*. <https://doi.org/10.1177/1363460716678560>.
- Braun, V., & Clarke, V. (2012). Thematic analysis. In H. M. Cooper (Ed.), *APA handbook of research methods in psychology* (Vol. 2, pp. 57–71). Washington, DC: American Psychological Association.
- Burke, K. (2014). What makes a man: Gender and sexual boundaries on evangelical Christian sexuality websites. *Sexualities*, 17(1–2), 3–22.
- Canan, S. N., Jozkowski, K. N., & Crawford, B. L. (2016). Sexual assault supportive attitudes: Rape myth acceptance and token resistance in Greek and non-Greek college students from two university samples in the United States. *Journal of Interpersonal Violence*. <https://doi.org/10.1177/0886260516636064>.
- Carrera, M. V., DePalma, R., & Lameiras, M. (2012). Sex/gender identity: Moving beyond fixed and "natural" categories. *Sexualities*, 15(8), 995–1016.
- Carrillo, H., & Hoffman, A. (2017). "Straight with a pinch of bi": The construction of heterosexuality as an elastic category among adult US men. *Sexualities*, 21(1–2), 90–108.
- Connell, R. W. (1995). *Masculinities*. Berkeley: University of California Press.
- Connell, R. W., & Messerschmidt, J. W. (2005). Hegemonic masculinity: Rethinking the concept. *Gender & Society*, 19(6), 829–859.
- Foa, E. B., Dancu, C. V., Hembree, E. A., Jaycox, L. H., Meadows, E. A., & Street, G. P. (1999). A comparison of exposure therapy, stress inoculation training, and their combination for reducing posttraumatic stress disorder in female assault victims. *Journal of Consulting and Clinical Psychology*, 67(2), 194–200.
- Frank, K. (2008). Not gay, but not homophobic": Male sexuality and homophobia in the "lifestyle. *Sexualities*, 11(4), 435–454.
- Glick, P., & Fiske, S. T. (2001). An ambivalent alliance: Hostile and benevolent sexism as complementary justifications for gender inequality. *American Psychologist*, 56, 109–118.

- Glickman, C., & Emirzian, A. (2013). *The ultimate guide to prostate pleasure: Erotic exploration for men and their partners*. New York: Cleis Press.
- Hayes, R. M., Abbott, R. L., & Cook, S. (2016). It's her fault: Student acceptance of rape myths on two college campuses. *Violence Against Women*, 22(13), 1540–1555.
- Heywood, W., & Smith, A. M. A. (2014). Anal sex practices in heterosexual and male homosexual populations: A review of population-based data. *Sexual Health*, 9(6), 517–526.
- Houvouras, S., & Carter, J. S. (2008). The F word: College students' definitions of a feminist. *Sociological Forum*, 23(2), 234–256.
- Kimmel, M. (2001). Masculinity as homophobia: Fear, shame, and silence in the construction of gender identity. In S. Whitehead & F. Barrett (Eds.), *The masculinities reader* (pp. 266–287). Cambridge, MA: Polity Press.
- Lombardi, E. L., Wilchins, R. A., Priesing, D., & Malouf, D. (2002). Gender violence: Transgender experience with violence and discrimination. *Journal of Homosexuality*, 42(1), 89–101.
- Matthews, C. R. (2014). Biology ideology and pastiche hegemony. *Men and Masculinities*, 17(2), 99–119.
- McBride, K. R. (2017). Heterosexual women's anal sex attitudes and motivations: A focus group study. *The Journal of Sex Research*. <https://doi.org/10.1080/00224499.2017.1355437>.
- McKee, A. (2014). Humanities and social scientific research methods in porn studies. *Porn Studies*, 1(1–2), 53–63.
- McNeil, T. (2013). Sex education and the promotion of heteronormativity. *Sexualities*, 16(7), 826–846.
- Nagoshi, J. L., Adams, K. A., Terrell, H. K., Hill, E. D., Brzuzy, S., & Nagoshi, C. T. (2008). Gender differences in correlates of homophobia and transphobia. *Sex Roles*, 59, 521–531.
- Nordstrom, S. N. (2015). Not so innocent anymore: Making recording devices matter in qualitative interviews. *Qualitative Inquiry*, 21(4), 388–401.
- Osman, S. L. (2016). Predicting rape victim empathy based on rape victimization and acknowledgment labeling. *Violence Against Women*, 22(7), 767–779.
- Pasonen, S. (2017). Many splendored things: Sexuality, playfulness and play. *Sexualities*. <https://doi.org/10.1177/1363460717731928>.
- Pacilli, M. G., Taurino, A., Jost, J. T., & van der Toorn, J. (2011). System justification, right-wing conservatism, and internalized homophobia: Gay and lesbian attitudes toward same-sex parenting in Italy. *Sex Roles*, 65(7–8), 580–595.
- Pascoe, C. J. (2007). Dude, you're a fag: Adolescent masculinity and the fag discourse. *Sexualities*, 8(3), 329–346.
- Phillips, T. (2017). Campus rape culture: Effects on individual, social, and administrative levels. Honor's thesis, Baylor University, Waco, TX. Retrieved from <https://baylor-ir.tdl.org/baylor-ir/handle/2104/9973>. Accessed 1 June 2018.
- Pronger, B. (1998). On your knees: Carnal knowledge, masculine dissolution, doing feminism. In T. Digby (Ed.), *Men Doing Feminism* (pp. 69–79). New York: Routledge.
- Pronger, B. (1999). "Outta my endzone": Sport and the territorial anus. *Journal of Sport & Social Issues*, 23(4), 373–389.
- Reling, T. T., Barton, M. S., Becker, S., & Valasik, M. A. (2017). Rape myths and hookup culture: An exploratory study of U.S. college students' perceptions. *Sex Roles*. <https://doi.org/10.1007/s11199-017-0813-4>.
- Rentschler, C. A. (2014). Rape culture and the feminist politics of social media. *Girlhood Studies*, 7(1), 65–82.
- Rubin, H. J., & Rubin, I. S. (2012). *Qualitative Interviewing: The Art of Hearing Data* (3rd ed.). Los Angeles: SAGE.
- Savin-Williams, R. C., & Vrangalova, Z. (2013). Mostly heterosexual as a distinct sexual orientation group: A systematic review of the empirical evidence. *Developmental Review*, 33(1), 58–88.
- Schrock, D. P., & Padavic, I. (2007). Negotiating hegemonic masculinity in a batterer intervention program. *Gender & Society*, 21(5), 625–649.
- Silva, T. (2017). Bud-sex: Constructing normative masculinity among rural straight men that have sex with men. *Gender & Society*, 31(1), 51–73.
- Speer, S. A., & Hutchby, I. (2003). From ethics to analytics: Aspects of participants' orientations to the presence and relevance of recording devices. *Sociology*, 37(2), 315–337.

- Suzuki, L. A., Ahluwalia, M. K., Arora, A. K., & Mattis, J. S. (2007). The pond you fish in determines the fish you catch: Exploring strategies for qualitative data collection. *The Counseling Psychologist*, 35(2), 295–327.
- Terrizzi, J. A., Jr., Shook, N. J., & Ventis, W. L. (2010). Disgust: A predictor of social conservatism and prejudicial attitudes toward homosexuals. *Personality and Individual Differences*, 49(6), 587–592.
- Ward, J. (2015). *Not gay: Sex between straight white men*. New York: NYU Press.
- Watson, E. D., Séguin, L. J., Milhausen, R. R., & Murray, S. H. (2015). The impact of a couple's vibrator on men's perceptions of their own and their partner's sexual pleasure and satisfaction. *Men and Masculinities*, 19(4), 370–383.
- Weinberg, M. S., & Williams, C. J. (2010). Men sexually interested in transwomen (MSTW): Gendered embodiment and the construction of sexual desire. *Journal of Sex Research*, 47(4), 374–383.



Who are they to judge? Overcoming anthropometry through fat bodybuilding

Richard Baldwin

Department of History, Gulf Coast State College, Panama City, Florida, USA

ABSTRACT

While fat activism has disrupted many dominant discourses that causally contribute to negative judgments about fat bodies, it has not yet penetrated the realm of competitive bodybuilding. The author introduces fat bodybuilding as a means of challenging the prevailing assumptions of maximally fat-exclusionary (sports) cultures while raising fundamental ontological questions about what it means to “build a body.” Specifically, he advocates for imagining a new classification within bodybuilding, termed *fat bodybuilding*, as a fat-inclusive politicized performance and a new culture to be embedded within bodybuilding.

KEYWORDS

Fat activism; fat bodybuilding; sport; anthropometry

People who inhabit fat bodies are constantly judged—morally, aesthetically, physically, emotionally, economically, and in other ways that undermine their dignity. Most of all, people inhabiting fat bodies are judged for visual and superficial reasons: for the bodies they inhabit. Fat activism stands in opposition to the social stigma associated with fat, and, more generally, fatphobic attitudes throughout culture, and it has had considerable successes even though these attitudes are hegemonic and entrenched.

Particularly, anthropometric (body measuring) and ever more refined judgments of bodies and forms of physicality are commonplace in sports, reaching their zenith in the cultural space of competitive bodybuilding. Within the bodybuilding arena, bodies defy the “thin” ideals of anthropometry, yet they are respected because of their association with strength, fitness, and health. A paradox of anthropometry thus arises: bodybuilders’ bodies exist outside anthropometric expectations yet are still afforded social prestige. This same prestige is not afforded to defiant fat bodies despite fat activists’ substantive contributions to disrupting dominant discourses that causally contribute to negative judgments about fat bodies (especially “obesity” narratives and the neoliberal exploitation of bodies). The explanation for this paradox seems to be fatphobic: Bodybuilders are not only scrutinized for any traces of fat, they are critiqued and penalized for showing even

minuscule amounts of it. That is, because bodybuilding is currently fundamentally fat-exclusionary, its deviations from thin ideals are considered justified in a way that remains inaccessible to fat bodies.

In this article I seek to challenge this imbalance and prevailing assumptions of fat-exclusionary (sports) culture by introducing fat bodybuilding. Specifically, I advocate for a new classification within bodybuilding, termed *fat bodybuilding*, as a fat-inclusive, corporeal, politicized category to be embedded within bodybuilding in a way that destabilizes its defining assumptions and raises fundamental ontological questions about what it means to “build a body.” Rather than maintaining exclusionary bodybuilding norms, anyone would have equal access to bodybuilding’s noncompetitive, all-gender, and all-ability cultural spaces *and* the opportunity to be taken seriously in a competitive fat bodybuilding arena.

Anthropometry and fatphobia

At the center of bodybuilding is anthropometry, which refers to the measurement of bodies in terms of their physical and corporeal expressions. As detailed by Levan (2014), anthropometry offers some benefits, such as designing furniture, clothing, and equipment that conforms to the ergonomic and stylistic needs of (certain) human beings, but because of tendencies to privilege various forms, anthropometry also carries exclusionary and harmful downsides. Standardization regarding physical shape and corporeal form is often exclusionary of larger (or other [e.g., disabled]) bodies that do not conform to privileged “idealizations” of human shape. In fact, principle among privileged corporeal idealizations is thin privilege and “thin normativity,” which reinforces fat-exclusionary dispositions and discourses. This cultural preoccupation with standardization of bodies around thin normativity proves emotionally and psychologically draining to the inhabitants of fat bodies, who are told that they “take up too much space” (Levan 2014).

Levan (2014) developed the concept of “blueprinting” the human body as a problematic consequence of anthropometry, poignantly criticizing it as “a process by which an individual renders herself invisible through the act of self-erasure and symbolic self-mutilation, ultimately to take up less space” (122). Bodybuilding both follows and defies this rubric in that the standard thin-normative, anthropometric blueprinting of bodies is not quite a bodybuilding goal, though conforming to problematic standardized anthropometric demands is. As in the case of fat, bodybuilding builds bodies outside of thin-normative ideals (e.g., both fat and bodybuilt bodies often struggle to find appropriately fitting clothing), making bodybuilders and fat bodies into strange, if divergent, bedfellows. Ultimately, then, whether applied to bodybuilding or to thin normativity *contra* fat, Levan (2014) was right to describe blueprinting as an “act of conformity” which “supports the

physical act of self-denial through dieting and targeted exercise” while promoting “a sense of future completeness” (123) that is hostile to the ethos of fat activism.

As noted by Hoskin (2017), discourses about fat are normative and “work to exclude alternative forms of knowledge or embodiment in their dissemination of homogenous ‘truth’ which maintains fat bodies as at risk, lazy, and expensive” (123). These tie into broader notions and discourses common within bodybuilding that fat is unhealthy (Burgard 2009; Campos 2004; Gaesser 2002), ugly (Levan 2014), and associated with physical weakness, ineptitude, and weakness of will (Fontana et al. 2013). For example, drawing on survey data of 5,000 primary care physicians, Foster et al. (2003) wrote, “Physicians, like the rest of our society, hold critical views of [fat] patients, often stereotyping them as ‘weak-willed, ugly, and awkward,’ ‘lack[ing in] self-control,’ and ‘lazy’” (1168). These notions are often treated as intrinsic properties of fat, but as illustrated by some historical preferences for fat wherein fat bodies are seen as healthy, strong, and beautiful (Stearns 2002), their true source lies in contemporary dominant socially constructed narratives around fat and fat bodies. Thus, these narratives can be overcome through fat activism that showcases fat bodies as acceptable as they are (Bacon and Aphramor 2014; Czerniawski 2015), though overcoming constructions seeing fat as weakness/incompetence has gained less ground (cf. Sparkes, Brighton, and Inckle 2017).

Fat activism

To bridge that gap, the considerable success at penetrating and disrupting adipophobic environments that fat activism has achieved within professional modeling (Czerniawski 2015) provides insight. These successes have furthered “healthy-at-every-size” narratives (O’Hara and Taylor 2014) while challenging ableism and fatphobia in broader culture. As competitive bodybuilding spaces are the apotheosis of an adipophobic society and are thus primary targets for similarly influential fat activist initiatives (O’Hara and Taylor 2014), they are potential fruitful sites for similar work.

Conceptually, fat bodybuilding emerged from applying that lens to a prototype: a disruptive “fathletic” event, the “Fattylympics.” The Fattylympics was an act of cultural disruption undertaken as a nonprofit community event in East London in 2012 to satirize the Olympics and offer a different take on “sport, bodies, community, [and] protest” (Cooper 2013; “Fattylympics” n.d.; Smith 2012). The Fattylympics ultimately relies on (Judith) Butlerian parodic performance, which has been effectively utilized as a culturally disruptive tool, especially with regard to gender/queer activism (J. G. Butler 1990, 1993; cf. Chalkin 2016; Hester and Walters 2016; Shogan and Davidson 1999). Here, as Monaghan, Colls, and Evans (2015) explained,

“Fattylympics illustrated the possibility of claiming a public space for resisting the dominant anti-fat ethic of sport and physical activity, constructing an alternative value set for active bodies and critically understanding the relationship between fat and health” (117).

Within the canon of fat studies literature, the Olympics tend to be viewed as highly problematic due to their intrinsic antipathy toward fat and fat bodies. W. S. Butler (2014), for example, clearly articulated a number of explicit problems with the Olympics when she writes that they

stand as an international media spectacle from which cultural, political, and social narratives emerge within the athletic struggles of the event’s competitors. Central to these narratives are the social constructions of the normative body, a concept that props up certain types of bodies as normal, natural, or ideal, while subjugating other types of bodies. Especially in athletic competition, where performance and ability are measured and ballyhooed, the ableist notions that some bodies are normal and some are abnormal construct hegemonic norms with worldwide reverberations. (ii)

Butler’s remedy for this is a simple observation: the possibility that “challeng[ing] normative constructions... can act as spaces of resistance to hegemonic norms.” In this sense, the underlying motivations for overcoming normative narratives with fat bodybuilding are nearly identical to those that inspired the Fattylympics.

In that it destabilizes many dominant assumptions associated with the Olympics, which it parodies, the Fattylympics is an effective form of fat activism. As exemplified by fatshion modeling (Czerniawski 2015); however, there exist additional opportunities of practical and political significance to fat activists utilizing a different tone. By penetrating a maximally adipophobic space and exhibiting fat bodies as “built bodies,” fat bodybuilding represents a unique form of fat activism operating in parallel to parodic performances such as Fattylympics. As a result of dominant moral and epistemic assumptions around fat, however, people both within and without bodybuilding culture are likely to exhibit a considerable degree of fatphobic pushback to the “intrusion” of fat and fat bodies into bodybuilding cultural spaces (cf. Bailey 2017).

The ontology of a built body

Because fat bodybuilding diverges from parodic satire, it is conceptually and practically different than the Fattylympics. Fat bodybuilding as fat activism relies on conveying the message that a fat body is a legitimately *built* body, and utilizing parodic performance as such risks mocking *fat* rather than bodybuilding. As Mitchell (2017) wrote, “It takes time to make a fat body. It takes even more time to make a politicized fat body” (11). This is precisely the message fat bodybuilding should convey: the fat body is a body built by time and work and deserves to be respected. Thus, fat bodybuilding raises

significant questions about the ontology of the “built body,” which has been understood heretofore only in fat-exclusionary (i.e., “fitness”-centric) terms. The ontological designation of a fat body as a built body, made through time and effort and presented against dominant assumptions and judgments, therefore becomes the point of contact through which fat bodybuilding offers a unique opportunity for fat activism.

Regarding the ontology of a “built body,” the immediate question is what it means for a body to be “built.” Building a body is often understood in terms of constructing the body according to some alleged ideal. The metaphor seems obvious: we build buildings, for example, by following the blueprint. Building, however, is a more inclusive concept that is not justified merely through reference to the standardization of what has been built. In bodybuilding, the thin-normative “ideal” body blueprint explained by Levan (2014) is rejected in favor of an alternative muscular-body blueprint around which the body is systematically built, and in fat, that same “ideal” blueprint is rejected utterly in favor of nondiscriminating body-acceptance. In this way, bodybuilding and fat share a common basis and a divergent disposition: bodybuilding adheres to relatively masculinist norms of strength, rigid order, and conformity by adopting an extreme anthropometric alternative blueprint while fat challenges those norms in favor of an equally valid yet more fluid, organic, amorphous understanding of the (politicized) fat body as having been built. That is, bodybuilding currently rejects the fat body, and fat bodybuilding challenges normativity by expanding the notion of the built body itself. The prevailing notion that the bodybuilder’s body has been built whereas the fat body has not is one that requires reconsideration and ultimately opens the door for the fat body to enjoy similar respect as is afforded to the traditional muscularly “built” body.

Fat activism and visibility politics

Fat activism is rooted in scholarship that builds upon and then moves beyond seminal works such as *Fat Activism: A Radical Social Movement* (Cooper 1999), *Fat and Proud: The Politics of Size* (Cooper 1998), and *Fat! So? Because You Don’t Have to Apologize for Your Size!* (Wann 1998). Fat bodybuilding draws on this history and finds specific theoretical grounding within Cooper’s (2016) view of fat activism as cultural work and her imperative for forging access for fat bodies, particularly in unwelcome spaces.

One cultural component of fat activism aims at making fat more visible. As Cooper (2016) phrased it, “Creative and cultural expression forms a substantial part of fat activism... Cultural production in fat activism makes fat embodiment and [the] fat activist community visible” (68). For Cooper (2016), cultural production within fat activism depends on securing access for fat bodies, and access specifically “refers to the ability of people to enter a

place, somewhere they want to go. Access is important in fat activism because it is common for fat people to experience political, psychological, social and physical exclusion in the world. The ability to enter a place creates the ability to transform it” (162). Once fat bodies are given access to cultural spaces, a window opens up for social transformation (Cooper 2016: 162).

Both cultural work and access are co-constituted, however, creating a Catch-22 for fat that has parallels in the experiences of other oppressed groups and yet applies uniquely to fat bodies. Specifically, to change the culture, fat bodies need access to those spaces in which they are most unwelcome, and yet to gain access, the culture must change to allow space for fat bodies. Compounding this challenge, access generates possibilities for being seen, which provides opportunities yet entails specific forms of privilege-preserving pushback (cf. Bailey 2017) and harm, as “affective responses of shame, disgust, and disorientation [are] often attached to the encounter with the image of the fat body” (Kargbo 2013: 160).

Thus, fat bodybuilding must proceed aware of the problems inherent to visibility politics, which have been significant, even perilous, in the LGBT/queer communities (cf. Duggan 2003). Particularly, there are potential perils in making the excluded more visible on the front end of visibility politics—participants will face ridicule, shame, and disgust while risking that their visibility will provoke backlash and greater exclusion, marginalization, and oppression. Additionally, there are the inevitable problems associated with acceptance of any variant of the queer deemed most palatable within the mainstream through visibility (e.g., married gay couples with standard families, just like their straight counterparts but same-sex). These can evoke exploitation and thus further oppressions through neoliberalization and tokenized “acceptance” along with further justification for marginalizing more radical presentations (Duggan 2003).

Why fat bodybuilding?

Hence, I agree with Grombacher’s (2014) observation, “stigma, rather than fat, is the true enemy to be conquered” (ii), and with Cooper’s (2010), “it is not the fat body that is at issue, but the cultural production of fatphobia” (1020). Despite rejecting idealized standards of anthropometry, competitive bodybuilding insists on situating itself as an exaggerated yet paradigmatic symbol of fatphobia, judgment, shame, and vilification, which makes it a primary target for disruption by fat activism. Disrupt the mechanisms of production and distribution and a new counternarrative can emerge to undermine dominant values that produce shame, disgust, and stigma. As Levan (2014) wrote, “In an egalitarian society, heightening people’s awareness of adverse effects of standardization of spaces is crucial. One size does not fit all and the invisible needs to be made visible” (127). The immediate

goal of fat bodybuilding is therefore to disrupt sizeism and other variations of oppression such as sexism, ageism, racism, classism, transphobia, pro-anorexia, thinspiration, and fitspiration, within bodybuilding-relevant cultural spaces (cf. Chrisler and Barney 2017; Lupton 2017), so it aims to enable politicized fat bodies to creditably enter the most pronounced adipophobic environments (“environment[s] that create fat hatred and weight stigma” [O’Hara and Taylor 2014: 272]).

This allows fat bodybuilders to disrupt fatphobic discourses and assumptions embedded within “healthism” narratives (i.e., “health as a moral imperative or a social responsibility to the political order” [Bacon and Aphramor 2014: 137–138]) that circulate within bodybuilding-related spaces (gyms). Furthermore, fat bodybuilding seeks to challenge dominant “obesity” discourses and their vast array of accompanying harms (cf. Greenhalgh 2015; Herndon 2014; Saguy and Almeling 2005; Ward, Beausoleil, and Heath 2017; inter alia). This situates fat bodybuilding in parallel to a vein of disruptive scholarship exploring wheelchair bodybuilding as challenging ableism (Sparkes, Brighton, and Inckle 2017). Indeed, fat bodybuilding seeks to address a persistent problem articulated by Levan (2014), who explained that anthropometric prejudice forces bodies to conform to dominant concepts of “ideal proportion as it persists in the representation of the human body through visual means” (119). That is, fat bodybuilding seeks to disrupt the “moral discourse around fatness” (Cooper 2008) that lies at the center of and reinforces fat exclusion. Fat is not a moral issue. Weight bias and fatphobia, however, are moral issues and thus concerns for social justice activism. Consequently, fat bodybuilding can perhaps best be understood through a social justice lens (Nutter et al. 2016) with the co-constituted aims of reinventing bodybuilding and changing the discourses that inexorably link fat with morality (Metzl, Kirkland, and Kirkland 2010). The ultimate question that underlies fat bodybuilding, then, is: *Who are they to judge?* Particularly, who are they (judges, audiences, bodybuilders, society, etc.) to judge the legitimacy of anyone’s built body?

That said, as competitive bodybuilding is already well-developed sport with long-standing assumptions dominating its cultural space, introducing fat bodybuilding will present considerable fat-exclusionary pushback that seeks to maintain current standardized norms and expectations (cf. Bailey 2017). Overcoming this problem requires understanding sport in a broader way.

Like most sports, bodybuilding has two aspects. First, it embodies Foucault’s (1988) “technologies of the self” applied to the realm of sport (Markula 2003; cf. Scraton and Flintoff 2002) and can be seen as a means by which athletes seek personal meaning (see esp. Guthrie and Castelnuevo 2001). In this regard, building a (politicized) fat body already falls under the designation of bodybuilding as sport as technology of the self, and fat bodybuilding is already a sport, even recognizing inbuilt paradoxes of conformity (Chapman 1997; Markula 2003;

Wesely 2001). These views are not identical to but are consistent with the use of sport as a postmodern disruption (see Pronger 1998) and with seeing new sporting activities as intentional parodies (see Shogan and Davidson 1999). Rather, the intention to engage in postmodern critique and parodic disruption, even through sport (as seen in the Fattylympics), is itself an application of Foucault's technology of the self-intersecting with sport in a way relevant to fat activists.

Second, aesthetic exhibition sports like bodybuilding are defined by rules, competition, and replicability of outcomes, which depend on judging criteria. Under prevailing bodybuilding rules, fat is excluded and fat bodies are dismissed, so fat bodybuilding will (at first) need to exist in parallel with its own unique set of rules (International Federation of Bodybuilding and Fitness, n.d.) enter and remake bodybuilding spaces in a more fat-welcoming way. That is, fat bodybuilding must adopt rules and guidelines consistent with the overall conceptual ethos of "body-building" while being both fat-inclusive and disruptive to existing norms. To proceed, this requires being cognizant of the significant challenges that arise when marginalized groups attempt to assimilate the norms and ideals dominant within sports and sporting enclaves (see Davidson 1996; Symons 2010; e.g., for insight on how this played out in the queer context of the Gay Games, which faced considerable pushback from the outside as well as from within the LGBT community). It also demands acknowledging ways in which success for the fathlete may compound problems for the fat subject who remains outside of its purview (cf. Crawford 2017). Of course, this subject is best discussed by fat scholars and fathletes, so I proceed combining 50 years' experience in professional bodybuilding with having been introduced (by my granddaughter) to fat studies literature and perspectives, thus made aware of the free pass to which I was previously oblivious due to my thin (and other) privilege, which limits my perspective.

Fat bodybuilding

Developing guidelines defining competitive fat bodybuilding alongside yet within competitive bodybuilding requires understanding how current judging criteria are hostile to fat and fat bodies. Currently, bodybuilding is organized hyperexclusively and not only excludes fat and fat bodies while normatively placing an unrealistic premium upon a hyper-"fit" aesthetic, but also focuses almost entirely upon categorizing and judging bodies accordingly. Competitors are segregated according to embodied characteristics such as weight, sex/gender, physicality, size, and competition type (Santonja 2017). They are then judged according to strict "ideals" and subsequently ranked by a scoring system centered on features such as overall muscularity, symmetry, proportion, thinness of waist, comprehensive or specific physique (including "classic" physique), extremely low body-fat composition, and successful display of these features (via

posing while wearing clothing such as posing trunks or bikinis). As a result, to be competitive, bodybuilders adhere to a narrowly defined, explicitly fat-exclusionary rubric preoccupied by anthropometry against which almost no variation is permitted (cf. Wesely 2001), and do so while participating and perpetuating the demands of the existing neoliberal system (cf. Land 2015). This seems inconsistent with fat activism and the body-positivity movement, which seek to remove judgment from any body and to value diversity of body shape while putting emphasis upon those bodies currently most undervalued—fat bodies. Any extension to bodybuilding that seeks to include politicized fat bodies must remain true to this defining goal.

Though no single approach can be perfect, I therefore offer the following template for “rules” governing a competitive aesthetic sport of fat bodybuilding:

- (1) Any-body can enter. There are no weight classes, size, ability, or gender restrictions.
- (2) Entrants are judged on their capacity to showcase fat through poses (which may be adapted from traditional bodybuilding) that display fat in a body-positive way. This runs in direct parallel to the traditional bodybuilding showcasing of muscle, which is just another tissue of the body, earning fat bodybuilding credit as a fat-based sporting endeavor that interprets the notion of the “built body” in an ontologically broader way.
- (3) Entrants may wear “fatshion” of their choice (see Harju and Huovinen 2015). (That is, they may dress however they feel comfortable, though posing outfits should ideally showcase fat in a body-positive way.)
- (4) All participants are given equal posing opportunities as other bodybuilders participating in separate categories.

The first guideline, “any-body can enter,” exists for fat bodybuilding to avoid becoming complicit in exclusionary attitudes about bodies—even if those bodies cannot be considered “sufficiently fat” to be *fat* bodies (Cooper 2016). Thus, the purpose of fat bodybuilding cannot be to provide a “safe space” for fat bodies. As Cooper (2016) pointed out, “While the impetus to create safe space is laudable, the reality of its policing is troubling. The distinction between insiders and outsiders is not necessarily clear. The perceived transgressors may be part of the very fabric of fat activism, they cannot be turned out or avoided, nor should they be” (164–165). She explained, a “safe space is not safe for everyone who might have a claim to it. People experience painful exclusion when they disrupt the tacit agreement of sameness, or are the wrong kind of people, or simply reflect intolerable taboos” (Cooper 2016: 165). In this sense, fat bodybuilding officials must remain anthropometrically neutral. Rather than creating a safe space for fat bodies, then, fat bodybuilding creates a disruptive political space in

which fat bodies are no longer considered less valid than other bodies. In other words, people with any body would be allowed to enter.

The value of such an endeavor for fat activism is almost beyond question, even if only in concept (though in terms of implementation, there exists an obvious parallel to trans inclusion within women's sports, which is slowly gaining ground [Buzuvis 2011]). Returning to Levan (2014), "The preference for representing the human figure in its 'ideal' form and in perfect proportion persists even today" (125). Though she referred to graphical representations of the body, such as DaVinci's *Vitruvian Man*, the blueprinting impulse is applicable throughout society and is paradigmatic within competitive bodybuilding, even while bodybuilding, like fat, intrinsically defies it. Thus, not only would fat activism benefit from the inclusion of fat and fat bodies within bodybuilding, bodybuilding itself would be improved. As Levan (2014) noted, "Far from promoting healthy lifestyles, weight-loss programs focus on reshaping the body in order to conform to beauty ideals that require participants to engage in symbolic self-mutilating, and distorted behaviors in order to gain success." This generalizes to all programs demanding bodily conformity to idealized forms, shapes, and sizes and is especially true in competitive bodybuilding, where the minimum standards of idealized form are exaggerated extremes of human physicality.

A new opportunity for fat

Fat bodybuilding presents a unique opportunity for fat activism. While it is debatable whether or not fat activism is "losing touch with its earlier radical energy... [and] causing it to become inaccessible" (Cooper 2016: 162), what is clear is that fat activism has made absolutely no inroads into the realm of bodybuilding—despite a shared defiance of anthropometric standards (cf. Levan 2014) and shared ontological status of a "built body." Fat bodybuilding is thus offered as a way to reify the "political imaginations of the fat community" (Cooper 2016) by entering a cultural arena that was hitherto unpenetrated. With this move, fat bodybuilding is a unique chance to repudiate conventional beauty, diets, weight-loss culture, weight bias, anthropometric prejudice, and associated factors that operate in normative cultural milieus. It also takes advantage of this opportunity within a unique cultural arena where fat-shaming is taken to an extreme, fat is (currently) demonized and judged, and the disgrace of fat bodies is valorized.

To advance fat bodybuilding, entrenched cultural and moral systems must be destabilized, and deliberate critical rethinking of normative bodies, behaviors, and attitudes is needed. Cooper is correct to claim that fat activism presents "limitless opportunities for social transformation" (Cooper 2016: 216). She was also correct in her assertion that ideas germinated within fat activism should "move beyond the world of the university" (5) and that we

need to develop a “new activism” (217). Fat bodybuilding presents a unique opportunity to fulfill Cooper’s ambition by drawing upon the methods and successes in pushing fat acceptance into culture achieved by fatshion modeling and blogging (Brown 2017; Czerniawski 2015), including in sport (Chastain n.d.a, n.d.b). Given these moral, epistemological, ontological, and extrascholastic ambitions, fat bodies can enter venues to which they have been explicitly forbidden. In fact, it is precisely because fat bodies have been physically prohibited entry into these spaces and accompanying discourses that there should be equal and respected access. Fat bodybuilding is one such opportunity.

Notes on contributor

Richard Baldwin is an emeritus professor of history at Gulf Coast State College who has dedicated his retirement to fighting oppression and promoting social justice. He is a professional bodybuilder with more than 50 years of experience in the sport.

References

- Bacon, L., and L. Aphramor. 2014. *Body Respect: What Conventional Health Books Get Wrong, Leave Out, and Just Plain Fail to Understand about Weight*. Dallas, TX: BenBella Books.
- Bailey, A. 2017. “Tracking Privilege-Preserving Epistemic Pushback in Feminist and Critical Race Philosophy Classes.” *Hypatia* 32:876–92. doi:10.1111/hypa.2017.32.issue-4.
- Brown, G. 2017. “Seeing Ourselves Beautiful: 10 Bloggers Fighting Fat Shame & Affirming Body Positivity.” *The Body Is Not an Apology* [Website]. <https://thebodyisnotanapology.com/magazine/10-bloggers-fighting-fat-shame/>
- Burgard, D. 2009. “What Is ‘Health at Every Size?’” In *The Fat Studies Reader*, edited by E. Rothblum and S. Solovay. New York: New York University Press.
- Butler, J. G. 1990. *Gender Trouble: Feminism and the Subversion of Identity*. London: Routledge.
- Butler, J. G. 1993. *Bodies that Matter: On the Discursive Limits of Sex*. London: Routledge.
- Butler, W. S. 2014. “Olympic Effort: Rhetorics of Disability, Sport, and Resistance in the 2012 London Olympic Narratives.” Ph.D. Thesis, University of Alabama.
- Buzuvis, E. E. 2011. “Transgender Student-Athletes and Sex-Segregated Sport: Developing Policies of Inclusion for Intercollegiate and Interscholastic Athletes.” *Seton Hall Journal of Sports & Entertainment Law* 21:1–60.
- Campos, P. 2004. *The Obesity Myth: Why America’s Obsession with Weight Is Hazardous to Your Health*. New York: Gotham Books.
- Chalkin, V. 2016. “All Hail the Fierce Fat Femmes.” In *Fat Sex: New Directions in Theory and Activism*, edited by Helen Hester and Caroline Walters, ch. 6. London: Routledge.
- Chapman, G. 1997. “Making Weight: Lightweight Rowing, Technologies of Power, and Technologies of the Self.” *Sociology of Sport Journal* 14:205–23. doi:10.1123/ssj.14.3.205.
- Chastain, R. n.d.a. “Dances With Fat.” [Blog]. Retrieved from <https://danceswithfat.wordpress.com/>
- Chastain, R. n.d.b. “Iron Fat” [Blog]. Retrieved from <https://ironfatblog.wordpress.com/>

- Chrisler, J. C., and A. Barney. 2017. "Sizeism Is a Health Hazard." *Fat Studies* 6:38–53. doi:10.1080/21604851.2016.1213066.
- Cooper, C. 1998. *Fat and Proud: The Politics of Size*. Toronto: Women's Press.
- Cooper, C. 1999. *Fat and Proud: The Politics of Size*. Toronto: Women's Press.
- Cooper, C. 2008. "What's Fat Activism?" *University of Limerick Institutional Repository*. Retrieved from <https://ulir.ul.ie/handle/10344/3628>.
- Cooper, C. 2010. "Fat Studies: Mapping the Field." *Sociology Compass* 4:1020–34. doi:10.1111/soco.2010.4.issue-12.
- Cooper, C. 2013. "Doing the Dance of Disrespect: The Fattylympics by Dr Charlotte Cooper." [Video]. Retrieved from <https://www.youtube.com/watch?v=7EvXtrOPoIA>.
- Cooper, C. 2016. *Fat Activism: A Radical Social Movement*. Bristol, UK: HammerOn Press.
- Crawford, L. 2017. "Slender Trouble: From Berlant's Cruel Figuring of Figure to Sedgwick's Fat Presence." *GLQ* 23:447–72. doi:10.1215/10642684-4157474.
- Czerniawski, A. M. 2015. *Fashioning Fat: Inside Plus-Size Modeling*. New York: New York University Press.
- Davidson, J. 1996. "Lesbians and the Vancouver Gay Games." *Canadian Women's Studies* 16:77–79.
- Duggan, L. 2003. *The Twilight of Equality?: Neoliberalism, Cultural Politics, and the Attack on Democracy*. Boston, MA: Beacon Press.
- "Fattylympics". n.d. "About." [Blog]. <http://fattylympics.blogspot.com/p/about.html>
- Fontana, F. E., O. Furtado, R. Marston, O. Mazzardo, and J. Gallagher. 2013. "Anti-Fat Bias among Physical Education Teachers and Majors." *Physical Educator* 70:15–31.
- Foster, G. D., T. A. Wadden, A. P. Makris, D. Davidson, R. S. Sanderson, D. B. Allison, and A. Kessler. 2003. "Primary Care Physicians' Attitudes about Obesity and Its Treatment." *Obesity Research* 11:1168–77. doi:10.1038/oby.2003.161.
- Foucault, M. 1988. *Technologies of the Self: A Seminar with Michel Foucault*. Amherst, MA: University of Massachusetts Press.
- Gaesser, G. 2002. *Big Fat Lies: The Truth about Your Weight and Your Health*. Carlsbad, CA: Gurze Books.
- Greenhalgh, S. 2015. *Fat-Talk Nation: The Human Costs of America's War on Fat*. Ithaca, NY: Cornell University Press.
- Grombacher, P. J. 2014. "Art and Activism in the Age of the 'Obesity Epidemic'." Master's Thesis, University of Alberta.
- Guthrie, S. R., and S. Castelnovo. 2001. "Disability Management among Women with Physical Impairments: The Contribution of Physical Activity." *Sociology of Sport Journal* 18:5–20. doi:10.1123/ssj.18.1.5.
- Harju, A. A., and A. Huovinen. 2015. "Fashionably Voluptuous: Normative Femininity and Resistant Performative Tactics in Fatshion Blogs." *Journal of Marketing Management* 31:1602–25. doi:10.1080/0267257X.2015.1066837.
- Herndon, A. M. 2014. *Fat Blame: How the War on Obesity Victimizes Women and Children*. Lawrence, KS: University Press of Kansas.
- Hester, H., and C. Walters, eds. 2016. *Fat Sex: New Directions in Theory and Activism*. London: Routledge.
- Hoskin, R. A. 2017. "Obesity in Canada: Critical Perspectives, by Jenny Ellison, Deborah McPhail, and Wendy Mitchinson, Toronto, Canada, University of Toronto Press, 2016." *Fat Studies* 6:115–17. doi:10.1080/21604851.2017.1244457.
- International Federation of Bodybuilding and Fitness. n.d. "Our Disciplines." Retrieved from <https://www.ifbb.com/our-disciplines/>.
- Kargbo, M. 2013. "Toward a New Relationality: Digital Photography, Shame, and the Fat Subject." *Fat Studies* 2:160–72. doi:10.1080/21604851.2013.780447.

- Land, K. M. 2015. "Female Bodybuilders: Caught in the Crossfire of Patriarchy and Capitalism" 2015. Honor's Thesis, University of Dayton, 68. Retrieved from http://ecommons.udayton.edu/uhp_theses/68/.
- Levan, L. D. 2014. "Fat Bodies in Space: Controlling Fatness through Anthropometric Measurement, Corporeal Conformity, and Visual Representation." *Fat Studies* 3:119–29. doi:10.1080/21604851.2014.889492.
- Lupton, D. 2017. "Digital Media and Body Weight, Shape, and Size: An Introduction and Review." *Fat Studies* 6:119–34. doi:10.1080/21604851.2017.1243392.
- Markula, Pirkko. 2003. "The Technologies of the Self: Sport, Feminism, and Foucault." *Sociology of Sport Journal* 20:87–107. doi:10.1123/ssj.20.2.87.
- Metzl, J., A. Kirkland, and A. R. Kirkland, Eds. 2010. *Against Health: How Health Became the New Morality*. New York: New York University Press.
- Mitchell, A. 2017. "Sedentary Lifestyle: Fat Queer Craft." *Fat Studies* 1–12. doi:10.1080/21604851.2017.1373515.
- Monaghan, L., R. Colls, and B. Evans, Eds. 2015. *Obesity Discourse and Fat Politics: Research, Critique and Interventions*. London: Routledge.
- Nutter, S., S. Russell-Mayhew, A. S. Alberga, N. Arthur, A. Kassan, D. E. Lund, M. Sesma-Vazquez, and E. Williams. 2016. "Positioning of Weight Bias: Moving Towards Social Justice." *Journal of Obesity* 2016:1–10. doi:10.1155/2016/3753650.
- O'Hara, L., and J. Taylor. 2014. "Health at Every Size: A Weight-Neutral Approach for Empowerment, Resilience, and Peace." *International Journal of Social Work and Human Services Practice* 2:272–82.
- Pronger, B. 1998. "Post-Sport: Transgressing Boundaries in Physical Culture." In *Sport and Postmodern Times*, edited by G. Rail, 277–98. Albany, NY: State University of New York Press.
- Saguy, A. C., and R. Almeling. 2005. "Fat Panic! the 'Obesity Epidemic' as Moral Panic." Paper presented at the Annual Meeting of the American Sociological Association, Marriott Hotel, Loews Philadelphia Hotel, Philadelphia, PA, August 12.
- Santonja, R. 2017. "IFBB Rules for Bodybuilding and Fitness." *IFBB* [Website]. Retrieved from <https://www.ifbb.com/wp-content/uploads/2017/07/IFBB-General-Rules-2017-Julio.pdf>
- Scruton, S., and A. Flintoff. 2002. *Gender and Sport: A Reader*. London: Routledge.
- Shogan, D., and J. Davidson. 1999. "Parody of the Gay Games: Gender Performativity in Sport." *Torque* 1:87–108.
- Smith, C. 2012. "Under the Radar: Fat Activism and the London 2012 Olympics: An Interview with Charlotte Cooper." *Games Monitor*. Retrieved from <http://www.gamesmonitor.org.uk/node/1647>
- Sparkes, A. C., J. Brighton, and K. Inckle. 2017. "Imperfect Perfection and Wheelchair Bodybuilding: Challenging Ableism or Reproducing Normalcy?" *Sociology*. doi:10.1177/0038038517737476.
- Stearns, P. N. 2002. *Fat History: Bodies and Beauty in the Modern West*. New York: New York University Press.
- Symons, C. 2010. *The Gay Games: A History*. New York: Routledge.
- Wann, M. 1998. *Fat!So? because You Don't Have to Apologize for Your Size!* Berkeley, CA: Ten Speed Press.
- Ward, P., N. Beausoleil, and O. Heath. 2017. "Confusing Constructions: Exploring the Meaning of Health with Children in "Obesity" Treatment." *Fat Studies* 6:255–67. doi:10.1080/21604851.2017.1288494.
- Wesely, J. K. 2001. "Negotiating Gender: Bodybuilding and the Natural/Unnatural Continuum." *Sociology of Sport Journal* 18:162–80. doi:10.1123/ssj.18.2.162.



Human reactions to rape culture and queer performativity at urban dog parks in Portland, Oregon

Helen Wilson

Portland Ungendering Research Initiative (PUR Initiative), Portland, OR, USA

ABSTRACT

This article addresses questions in human geography and the geographies of sexuality by drawing upon one year of embedded *in situ* observations of dogs and their human companions at three public dog parks in Portland, Oregon. The purpose of this research is to uncover emerging themes in human and canine interactive behavioral patterns in urban dog parks to better understand human a-/moral decision-making in public spaces and uncover bias and emergent assumptions around gender, race, and sexuality. Specifically, and in order of priority, I examine the following questions: (1) How do human companions manage, contribute, and respond to violence in dogs? (2) What issues surround queer performativity and human reaction to homosexual sex between and among dogs? and (3) Do dogs suffer oppression based upon (perceived) gender? It concludes by applying Black feminist criminology categories through which my observations can be understood and by inferring from lessons relevant to human and dog interactions to suggest practical applications that disrupts hegemonic masculinities and improves access to emancipatory spaces.

ARTICLE HISTORY

Received 27 November 2017

Accepted 19 February 2018

KEYWORDS

Animaling; Black feminist criminology; dog park; feminist geography; queer geography; rape culture

Introduction

In order to better understand themes within human geography and the spaces to which it applies, this article seeks to uncover emergent themes in human and canine interactive behavioral patterns represented within urban dog parks by examining the spaces through feminist, queer, and animaling lenses. By doing so, it thus aims to (re)consider moral decision-making in both human and animal spaces and to better understand how it is influenced by assumptions around gender and sexuality. Already, there has been much work done on unconscious bias in relation to the geographies of sexuality and gender which has revealed consistent patterns of beliefs in people in upholding themes within heteronormativity, patriarchy, and male entitlement (Lykke 2010). Lacking from the existing research, however, is an

application of these themes to human–animal spaces as they would be interrogated by feminist geography. Further, as people are exceptionally skilled at hiding these biases in daily interactions (even from themselves) and uncovering them has required a variety of methods (Banaji and Greenwald 2016; Vedantam 2010), here I propose another such method for uncovering unconscious biases around gender, sexuality, and race and their applicability in unique urban spaces in which humans and animals intersect (cf. Urbanik and Morgan 2013).

While this research primarily involves applying theoretical considerations from feminist and queer theory, and draws inspiration from applications of Black criminology, to non-human animal observations collected over the course of a year in urban dog parks, the inherent relationship between human, dog, and dog parks brings the question into the realm of human (specifically feminist) geography. Feminist geography, in the broadest sense, examines the ways in which geographical concepts such as space, place, and environment interact with society in ways relevant to the feminist researcher. Over the last few decades, feminist geography has emerged and developed a number of internal debates about the role, meaning, purposes, and goals of applying a feminist lens to questions in human geography. Even by the late 1990s these debates had grown by a considerable degree (see Jones, Nast, and Roberts 1997) and they continue unabated today (see Sharp 2009). This study is not meant to resolve these disputes so much as to contribute to the rich and fruitful vein within feminist geography that understands gendered constructions and oppression in its relationship to certain physical spaces set against specific places and situated within particular environments. In particular, it delves into the space of (some) urban dog parks and explores the way the cultural expectations defining such spaces contribute to gendered assumptions and oppression, including of human women and of non-human animals (here: dogs), with the hope of delineating the features of a surprisingly oppressive and violent space.

Indeed, theoretical and empirical research into critical facets of human geography has already uncovered much of the underlying reality of how people and cultures construct gender identity, race, and other features through the use of spaces and places, perhaps most profoundly within McKittrick (2006). McKittrick's cornerstone observation is that the fundamental nature and use of (public) spaces is intrinsically bound up with the ways in which we have been led to understand the hegemonic presence of the white male subject. This problem manifests both in actuality and in concept, is consistent throughout both history and geography, and is intrinsically manifest in the materiality of everyday spaces (McKittrick 2006). Here, I introduce instead the parallel concept of the *oppressive human* with relationship to that of the *oppressed dog*, which is subjected to the often speciesist, typically anthropocentric hegemonic presence of the human subject. The central concept relevant to the oppressed (dog) was noted by Tuvel,

[C]onsider how human values are imposed on animals through cultural imperialism. Cultural imperialism takes place when 'the dominant meanings of a society render the particular perspective of one's own group invisible at the same time as they stereotype

one's group and mark it out as the Other' ... In cultural imperialism, what the dominant group says, thinks and does goes ... Their values are what matter, and what will become infused as 'universal' values. The idea that human values matter whereas animals' values do not is what underlies nearly all justifications for the use of animals. That humans value medical experiments, meat-eating, animal entertainment in zoos and pet-keeping are all seen as more important than any value animals may have for themselves. In addition to the way pets are forced to live by human cultural standards (including that we 'keep them indoors or put bells around cats' necks to impact their success at hunting or forbid dogs from digging or otherwise scavenging for food'), laboratory animals are also evidently forced to live by human standards. (Tuvell 2014, 116)

In particular, regarding the interaction of human beings and animals both inside of and apart from physical space, humans project their moral beliefs and assumptions onto animals and yet also consider animals 'outside' the moral sphere. In public spaces, we see this failure when we consider spaces neutral, rather than gendered, raced, anthropocentric, or otherwise bound up with axes of oppression (Beebejwan 2016; Lendrum 2017; McKittrick 2006). In animals, we see this inconsistency when applying human moral values to dogs by calling them 'loyal' or 'disobedient' or when referring to cats as 'self-sufficient' or 'arrogant' and yet accepting behaviors like fighting and torturing small animals as value-free and 'natural.'

In the example of the urban dog park, it is natural to see how such a moral inconsistency compares against McKittrick's (2006) concept of the hegemonic presence of the white male subject as an ethical standard against which other individuals, races, and dogs are to be compared. As such, human relationships with both human-animal spaces and animals themselves provide a richly revealing double site of morality and amorality. This forms an a-/moral paradox within human geography and within 'animaling,' in which humans ignore the moral valences of public spaces and yet feel free to express deeply-held moral beliefs and assumptions through their perceptions of and interactions with animals (who are presented as bearing full responsibility for them and yet understood not to be responsible). To this end, recent studies in feminist geography have uncovered greater depths of the constructions of race and gender within spaces, including public spaces (Beebejwan 2016; Lloro-Bidart 2017). Likewise, ethnographic research in social psychology, animal related discourses, and animaling, have included targeted investigations of how and when animals interact with human companions in urban environments (Birke, Bryld, and Lykke 2004; Graham and Glover 2014; Instone and Sweeney 2014; MacInnes 2003; Tissot 2011). Critically observing how people engage and navigate these provides a fruitful way of understanding anthropocentric oppression, which can serve as a theoretical model for accessing unconscious or concealed bias around gender, race, and sexuality paradigmatic of both society at large and the relevant spaces themselves as microcosms thereof.

Throughout this work the word 'rape' describes human perceptions of dogs forcefully penetrating other dogs who have given no indication of wishing to engage in sexual activity (see Palmer 1989). Of course, the following caveat applies. Because of my own situatedness as a human, rather than as a dog, I recognize

my limitations in being able to determine when an incidence of dog humping qualifies as rape. In particular, from my own anthropocentric frame, it is difficult if not impossible to ascertain when canine sexual advances are un/wanted, or when they are rapes rather than performances of canine dominance, which introduces considerable unavoidable ambiguity in my interpretations of this variable. Though tangential to raise at this juncture, these limitations raise a pressing question to the study of animal geographies: how are we to/can we know other species' experiences of the world in a way that stays true to the animals' experiences without being filtered through our own human perceptions and social conditioning (with regard to animal behavior, especially)? I do not seek to probe this question and will, instead, use care throughout the article to indicate that my observations of canine sexual behavior at the dog park fall upon a challenging spectrum in which consent is difficult to determine. Furthermore, I am aware that this could be interpreted as a dismissive attitude towards the seriousness of rape, but the opposite is the case. It is these very dismissive attitudes that this work seeks to uncover and repair. In addressing anthropocentric attitudes to dogs, however, because human–dog interaction is intrinsically bound up in the expression of deeply entrenched human moral beliefs but also provides a site for denial of responsibility for them, it is important to describe the actions of dogs as they are in terms of violence, and particularly sexual violence, to best understand the significance of subsequent human responses. Therefore, the use of the word 'rape,' though thusly qualified and jarring, is used following critical reflection, to disrupt the human tendency to both project and deny moral evaluations in interactions with dogs and to analyze the ways in which sexual violence arises in 'everyday' situations within public dog parks.

This kind of analysis is valuable on three counts. First, it enables a deeper understanding of human interaction with their own species and the deeply entrenched systems of gendered, racial, and homophobic oppression often concealed beneath layers of discursively constructed norms which enable their perpetuation. Second, it defamiliarizes our understanding of dog interaction and denial of moral significance and reveals ways in which humans are complicit in perpetuating similar systems of oppression within dog culture and animal spaces which intersect with our own. Third, it forces us to confront realities of oppression and violence within public spaces and to consider their gendered reality and the means by which we perpetuate those problems, inviting us to reconsider dog parks through feminist and animal geography as emancipatory rather than oppressive spaces. It therefore forces us to confront and unpack our own biases and assumptions about humans, animals, and spaces while considering those of dogs living alongside humans and thus allows us to extend our work for social justice towards the oppressed dog while de-masculinizing, thus improving, urban public spaces.

Consequently, I examine the following questions, which are underdeveloped within intersectional animal/feminist literature: (1) How do human discourses of rape culture get mapped onto dogs' sexual encounters at dog parks; particularly, how do companions manage, contribute, and respond to 'dog rape culture'? (2)

What issues surround queer performativity and human reaction to homosexual sex between and among dogs? and (3) Do dogs suffer oppression based upon (perceived) gender.

To answer these questions, this article engages feminist geography and broader feminist literature and draws on nearly 1000 h of public observations of dogs and their human companions conducted at three dog parks in Southeast Portland, Oregon, beginning on 10 June 2016, and ending on 10 June 2017. I conducted my study within Portland cognizant of its unique character as an urban area yet aware that it may not necessarily generalize to other urban spaces of different spatial politics and social relations. Particularly, Portland is a highly progressive city that is largely racially white. While it falls outside of the scope of this study to generalize to other urban spaces, the significant progressive orientation of Portland suggests that similar research in other spaces could reveal themes relevant to cultural and political geography. I chose dog parks because they provide an obvious field site for observing how people and dogs socialize in public spaces and how these interact with gender, and because of frequent incidents of unwanted penetration (dog humping/rape) that take place in full view that present a canine analogue of rape/sexual culture onto which human rape cultures are dynamically mapped. With the possible exception of zoos, no other urban venue provides this observational opportunity (cf. Garner and Grazian 2016).

This research extends established discourses in social psychology and human geography and is informed by *in situ* observations that examine people and dogs in urban public spaces. This particular article builds on the theoretical approach of the Chicago school concerning social behaviorism and symbolic interactionism and applies feminist and feminist geography lenses (Cooley 1998; Cottrell 1980; Lendrum 2017). By drawing on public observations, I see my work as based in, building upon, and extending the theoretical and practical reach of these lines of literature along with other intersecting domains of inquiry, particularly as it applies to the growing literature about dogs and urban environments (Booth 2016; Holmberg 2013; Instone and Sweeney 2014; Lykke 2010). There are, however, significant gaps in this literature relating to gender, geography, queering, and rape culture, and to fill these gaps I turn to critical feminist and queer scholarship of recent decades and more recent literature in feminist geography and the geography of sexuality.

Methods: studying dog and their human companions at the dog park

From 10 June 2016, to 10 June 2017, I stationed myself on benches that were in central observational locations at three dog parks in Southeast Portland, Oregon. Observation sessions varied widely according to the day of the week and time of day. These, however, lasted a minimum of two and no more than 7 h and concluded by 7:30 pm (due to visibility). I did not conduct any observations in heavy rain. While engaging in observation, my approach was to sit or walk around the dog

park, observe, take notes, talk with people or inspect dogs, and then inconspicuously leave, rendering this work primarily under the umbrella of multispecies urban ethnography. Of note, while some quantitative data was collected, especially regarding dogs' gender, their human companions, and various facets of the behavior of dogs and their human companions, this study is best considered mostly qualitative in nature and did not make use of rigorous statistical analysis.

During these observational sessions I gave particular scrutiny to two space-defining categories of a-/morally salient behavior: human companion behavior as it related to dogs and canine actions. The following fall into the former (moral behavior) category: how human companions engaged, ignored, or broke up 'dog fights' (aggression between or among dogs) and dog humping/rapes, collection of dog droppings, use of leashes, humans raising their voices (subjectively determined), use of shock collars, and general human and dog interactions, especially ways in which gender, apparent gender, or gendering inter-/acted within the spaces. The following fall into the latter category of a-/moral canine behavior: penetrative acts among dogs, humping without penetration, dog fights, and urinating and defecating in unauthorized areas (e.g. on a human's leg or another dog's head or body or in the communal water bowl). I ignored non-violent dog interactions that elicited reactions and punishments from owners (such as canine coprophagy) because, while they remain relevant to those lessons derivable from observing human-dog interactions within animal spaces that reveal themes of material-semiotic performativity of human/animal relationships (cf. Birke, Bryld, and Lykke 2004), they fall outside of the purview of this investigation.

Out of strict necessity to the research, I routinely left the area immediately around the park bench to inspect individual dogs in order to ascertain evidence concerning gendered and gendering behavior at the dog parks, the importance of which became even more striking over the course of my fieldwork. Throughout, I used a slightly modified inductive grounded theory approach that articulated and generated emerging themes from my recorded observations (Thomas 2006).

The usual caveats of observational research also apply here. While I closely and respectfully examined the genitals of slightly fewer than ten thousand dogs, being careful not to cause alarm and moving away if any dog appeared uncomfortable, there is some relevant margin of error concerning my observations about their gender in some instances. It is also more than possible – in fact it is inevitable, though I endeavored not to make assumptions – that I misgendered some of their human companions (that is, I tagged a gender to a person who did not self-identify with that gender). In some of the more extreme cases, as is related to pronounced dog behavior (starting fights, urinating on people, humping or other penetrative acts), I attempted to address this shortcoming by asking human companions their preferred pronouns, as situating the results against McKittrick's (2006) hegemonic presence of the white male subject required this data. If people were comfortable with my question, I then interrogated them further and inquired sensitively into their sexual orientation. I compared some of these results with human behavior in

response to what is ubiquitously considered pronounced, inappropriate/immoral dog behavior (see above). To protect anonymity, in no instance were any human names recorded, and to avoid an anthropocentric difference in treatment of humans versus dogs, whose privacy I needed to violate to perform genital inspections, I always interacted with dogs in the most minimally intrusive way possible.

The first and last letter of dog names, however, were recorded, along with their fur colorations and distinctive patterns, but these have subsequently been changed to protect the identity of both the dogs and of their human companions. I did not inquire into social class, income status, educational level or the self-identified race of human companions. While data at the intersection of these variables may have proven helpful, especially for revealing the full texture of the relevant and material geographies within urban dog parks, for ethical reasons these factors were not elicited in this study.

I also did not inquire as to the breed of the dog, which admittedly leaves out a crucial axis of animality – neither animality nor ‘dogs’ represent a monolithic biological category. A few considerations kept me from including this potentially relevant variable, which may play a role as indicated by intersectional research about race and dog breeds (cf. Kim 2015; Kim and Freccero 2013; Nair 2010). First, from my experience most dogs at dog parks in Portland are mixed breeds; second, I did not want to engage in breed stereotyping or other animal/dog essentializing; and third, some human companions are offended when asking the breed of their dogs. Most importantly, I do not consider myself qualified to make judgments as to a dog’s breed as I have no formal training in this area and therefore consider this an opportunity for future intersectional geographies research. Similarly, while I initially attempted to note whether or not male dogs were neutered, in many cases it was impossible to make this determination (other issues like cryptorchidism or recent surgeries made this determination additionally problematic, especially as I sought to be as non-intrusive as possible with my canine subjects). Early on I abandoned my attempt to collect this data due to the high likelihood of making errors.

Results

Navigating ‘Dog Rape Culture’

Averaging across my data, in my observational vicinity there was approximately one dog rape/humping incident every 60 min (1004 documented dog rapes/humping incidents) and one dog fight every 71 min (847 documented dog fights). (Here, I use Palmer’s (1989) criteria for rape, noting my anthropomorphic limitations in assessing when a humping incident constitutes rape in dogs. NB: the phrase ‘dog rape/humping incident’ documents only those incidents in which the activity appeared unwanted from my perspective – the humped dog having given no encouragement and apparently not enjoying the activity.) These numbers increased or decreased based upon the number of male dogs present at any given

time, rising at times to one such incident or the other every three to five minutes during peak male-density periods. In general, more dog rapes/humping incidents occurred when more male dogs were present, and, somewhat surprisingly, 100% of dog rapes/humping incidents were perpetrated by male dogs. Neither the time of day of the incident, weather, the number of human spectators present, or the gender of the dogs or humans in the vicinity was a statically significant variable in dog rape/humping incidents rates. Overall, 86% of dogs raped/humped were female dogs, 12% were males, and the gender of the victimized dog could not be determined in 2% of the cases. I cannot provide accurate numbers on the sex of the instigators of dog fights because I was not always viewing an interaction when a fight erupted.

Human companions took active roles in intervening in incidents between dogs, providing an avenue for insight into the gendered status of the a-/moral paradox in human interpretations of domesticated canine behavior. Humans made some attempt to intervene in dog fights 99% of the time, by raising voice(s) (91%), attempting to physically intervene (19%), and other behaviors (29%) including shocking dogs who wore electric dog collars, swinging leashes, pulling out food, blowing horns, and in rare cases singing at the dogs or (once) doing jumping jacks next to the dogs, presumably as a distraction.

The response to dog rapes/humping incidents, however, was markedly different than to dog fights. The data suggest that the deciding variable for whether or not a human would interfere in a dog's rape/humping incident was the dog's gender. When a male dog was raping/humping another male dog, humans attempted to intervene 97% of the time. When a male dog was raping/humping a female dog, humans only attempted to intervene 32% of the time. Moreover, humans encouraged the male dog (to 'get her, boy!' in one case) 12% of the time and laughed out loud 18% of the time when a female dog was being raped/humped. Humans only laughed 7% of the time when a male dog was raped/humped, and many male owners showed shame consistent with a homophobic response in many such instances (Anderson 2004; Doherty and Anderson 2004).

These figures were also skewed by the gender of human companions. Female human companions attempted to intervene in a dog's rape/humping incident, regardless of the dog's gender, 98% of the time. Male human companions were far less likely to intervene in the rape/humping of a female dog than a male dog, with interventions occurring only 18% of the time. (As previously mentioned, I do not have accurate data on the sexual orientations of human companions to know whether or not that variable was statically significant regarding attempts to stop a dog's rape/humping, though this intersection between sexual orientation and dog rape/humping prevention willingness could constitute a fruitful vein for future research.)

Issues of queer performativity

As noted above, human companions, especially human males, were more likely to intervene in a male dog's rape/humping incident than a female dog's rape/humping incident. When dogs appeared to mutually participate in penetrative behavior (i.e. when penetration was not resisted, especially when dogs appeared to 'court' one another before penetration began) the numbers were similar.

When a male dog 'dry humped' or penetrated a female dog who showed no signs of resisting, 81% of female human companions attempted to stop the engagement. Only 13% of male companions attempted to interrupt the humping behavior. No female dogs initiated humping or other acts which could be considered sexual (since we generally do not consider the sniffing of one dog's anus by another dog to be a sexual behavior amongst dogs so much as a specialized form of canine greeting and sociality), though they occasionally did appear to hump in dominance displays, which nearly always merely elicited laughter and gendered comments from human onlookers/companions and were rarely broken up before they concluded on their own (as data was focusing upon potential dog *rapes*, this variable was not quantitatively recorded in this study).

During the span of my observations, there were 29 incidents among 15 dogs in which dogs controlled by shock collars were delivered an electric shock. All of those 15 dogs were male with male owners, and all 15 of the incidents involved a sexual act with another male dog, possibly implying homophobic shame triggering a violent response in the dogs' male human companions. (I witnessed no incidence of female dogs having shock collars applied, though such devices were fairly common on female dogs kept by male companions.) Four dogs with shock collars were repeat offenders, with one of those dogs committing (the clear) rape of female dogs on three separate occasions. Overall, there were 27 occurrences of dogs with shock collars engaged in sex acts with female dogs (whether shocked for it or not); 20 of these were aggressive enough to be deemed rapes and 7 showed no sign of resistance. In every occurrence, when a dog was shocked, he immediately desisted from his behavior.

There were five incidents where three or more dogs were engaged in un-resisted group sexual behavior. None of these incidents, which involved a mix of male and female dogs, were broken up.

Oppression of dogs

Gender had an apparent effect on the way a dog was treated (cf. Kydd and McGreevy 2017). Male human companions referred to their male dogs as 'buddy' 97% more often than did female human companions (4426 documented examples of a male human companion calling his male dog 'buddy' versus 2247 documented uses by female companions of male dogs), who often just called the dog by his name. Males also referred to female dogs as 'girl' (e.g. 'come here, girl,' 'good girl,'

and 'atta girl') 89% more frequently than did female human companions (3543 incidents versus 1872). There was not a single incident when I overheard the word 'bitch' being used to refer to a female dog by a female human companion, but this word was heard a total of 108 times by male human companions. Within this distribution, 22 males used this word more than once, with one male using it 11 times in a single hour on one afternoon.

Frequency of leash use was also more common among male human companions than female human companions. Males were 68% more likely to leash their dogs than females (3266 documented incidents versus 1945, including only those in which the gender of the human companion was determined). And female dogs were 70% more likely to be leashed than male dogs (1641 documented female leashing incidents versus 965 male leashing incidents, limited to those cases in which the sex of the dog was known). The incidence of this was less pronounced when human companions had two dogs, one male and one female. In these occurrences both dogs either were or were not leashed, independent of gender. This also held true whether or not the human companion was male or female. There was no apparent difference in the amount of time a dog spent on a leash between male and female dogs or between male and female owners.

Over the course of my observations there were 39 incidents of an adult human companion striking a dog (I did not count striking by children). All 39 of these incidents were perpetrated by male companions and 29 of the dogs struck were female. In 30 of the striking events the dog was hit with a leash or ball thrower, one dog was hit with an unwieldy large tree branch, one with a boot, two with thrown stones, and the others with hands or feet. There were two incidents of female dogs being repeatedly hit with leashes by their male human companions, one of which resulted in the dog being carried away as she was too frightened to walk. Young children (under approximately five years old) hit dogs relatively frequently and apparently indiscriminately to the dog's gender (a count was not kept), and though this behavior was clearly more frequent in boys than in girls, it was not approved of in any observed cases by their human guardians. Girls, however, seemed more often to be punished verbally while boys striking dogs were far more likely to be intervened upon physically, especially by male adults (cf. McLaren and Parusel 2015). Socializing forces upon children that normalized violence and hegemonic gender constructions are therefore suspected but not derivable from this research.

Discussion

While there is an emerging field of literature that attempts to establish an ethical infrastructure regulating the behavior of dogs at dog parks, at this time there are no commonly recognized institutional principles that articulate normative behaviors for human companions (Borthwick 2009; Carter 2016a, 2016b, 2016c; Fox and Gee 2017; Holmberg 2013; Instone and Sweeney 2014). Consequently, dog parks occupy unique public spaces in urban areas where various and localized

socializations, including concerning gender, are manifest (Graham and Glover 2014).

As a theoretical and interpretative grounding for my research, I'll consider feminist geography theory and apply Black feminist criminology categories through which through which my observations at dog parks can be understood. Aside from the obvious structural and isomorphic parallels and metaphors between the oppressed animal and prisons and marginalized peoples, this framework fills a gap in the literature by articulating emerging themes between oppressed humans and oppressed animals. An exemplar within this literature is feminist and ethnic studies scholar Hillary Potter. Potter integrates feminist and intersectional theory with criminology (Potter 2006, 2009, 2013, 2015), particularly in terms of understanding and utilizing three factors of systematic and hegemonic oppression: (1) social structural oppression, (2) the intersection and covariant relationship between communities and cultures, (3) the oppressed person as individual. Of course, Potter's work intersects with McKittrick's (2006) explorations of the geographies of race in the obvious ways and therefore allows us to sidestep the limitations of the white male subject. I therefore have extended the relevant umbrellas from peoples to 'beings' in general and (oppressed) dogs in particular. I also extend it to the hegemonic presence of the straight white male subject. Of particular interest here, however, is the isomorphic relationship between the treatment of queer performing male dogs and male humans, and human responses to rape culture (Barad 2011; Giffney and Hird 2008). I did not go into this research seeking this former theme, rather it emerged over the course of my study.

I will now briefly apply each of Potter's categories relevant to my observations in which multiple instances (five or more) of behavior were documented.

(1) Social structural oppression

While there are rich similarities between the oppressiveness intrinsic to homeless spaces available by viewing dogs as inherently disenfranchised from the human sphere (Rose and Johnson 2017), Potter's first prism is particularly helpful in viewing structural oppression in urban dog parks in two distinct ways: the male human response to queer performative acts of male dogs and acts of rape/humping perpetrated upon female dogs.

Occupying the former category, I am particularly struck by the similarities to the literature on compulsory heterosexuality (Rich 1980). Dog parks are microcosms where hegemonic masculinist norms governing queering behavior and compulsory heterosexuality can be observed in a cross-species environment. They are thusly oppressive spaces that lock both humans and animals into hegemonic patterns of gender conformity that effectively resist bids for emancipatory change. To clarify, within the understanding of compulsory heterosexuality, it is the male who imposes sexual behaviors and expectations thereof upon the female in order to dominate and control her, and any subversion of this in the form of queer behavior

is seen as a threat to this hierarchy and its perception as the natural order. By analogy through an animalizing lens, we should expect male human companions to enforce heterosexuality upon dogs in order to control them while responding to and reinforcing their own hegemonic patterns of masculinity, and this I witnessed in full display by responding to deviations from normative heterosexual behavior in dogs with punishment, sometimes physically. As noted in the data section, male–male raping/humping was intervened upon 97% of the time versus only 32% of the time in male–female incidents, and 100% of physical punishment in response to a rape/humping incident by means of shock collar was for male–male rape/humping incidents. Further, among the 39 times dogs were struck by an adult human companion, 14 times (more than any other single reason) were accounted for male–male rape/humping incidents.

Wherein it concerns rape/humping behavior, the social structural reach of oppressive patriarchal norms reach a zenith in dog parks, rendering them not only gendered spaces but spaces that exhibit and magnify toxic and violent themes intrinsic to gender binaries. There is little male tolerance for queering acts while rape/humping of female dogs is often permitted, condoned, not stopped, or in some cases laughed at. In all cases the (species-centric) mechanisms to keep oppressive, masculinist systems in place are enforced by shouting or hitting (cf. Terlouw et al. 2008). Dog parks are therefore spaces remarkably opposed to progress in both feminist geography and the geographies of sexuality, these being reflective of broader hegemonic constraints of society at large.

‘Hegemonic (straight) masculinist norms’ in spaces like urban dog parks thus substitute for ‘social structural oppression.’ The masculinist norms are a way to oppress queering acts and female dogs, and dog parks are spaces in which these acts of oppression aren’t merely tolerated but are actively encouraged. It is in the unabashed public character of these norms, specifically with regard to discharging them in a public space, where we see Potter’s work reified. Rather than latent structural and oppressive systems that often work to conceal racist and sexist intent, in dog parks the entire oppressive masculinist system operates in plain view (Potter 2013, 2015). Its public character is thus self-perpetuating, reinforcing, and self-approbating.

(2) The intersection and covariant relationship between communities and cultures

Dog parks are petri dishes for canine ‘rape culture.’ They offer a very public view into the ways human companions foster and perpetuate masculinist systems of communal oppression across species and in public spaces. The cultural norms operating within and upon these spaces form microcultures where acceptable and unacceptable behavior in human communities may be reflected in the way human companions construct their interactions with dogs, particularly in regard to rape culture and queering, and a-/moral interpretations of such behaviors and

their human analogues under the assumptions of rape culture. In essence, dog parks become *rape-condoning spaces* in which human rape culture plays out by the moral permissiveness we extend to animals.

These spaces and the way humans engage their animal companions within them are also windows into hegemonic masculinist norms and implicit and explicit misogyny that define contemporary urban spaces as they receive approbation from the tacit consent of human spectator companions. This is, for example, manifest in linguistic conventions found within and external to these communities: referring to female dogs as 'girl' and male dogs as 'buddy'; showing a clear gender bias favoring male dogs as friends rather than as possessed pets, slang terms 'dog/dawg' for men who are successfully promiscuous with women, and 'bitch' as a derogatory term for a human female but a technically correct classificatory term for female dogs. These discursive tropes reinforce the nature of dog parks as spaces where human and animal nature intersect and gendered assumptions therefore dominate (cf. Lloro-Bidart 2017).

The intersection of communities, spaces, and culture and the way these act upon each other to reinforce dominant values and discourses is extraordinarily complex, but there is a clear indication that under rape culture, rape itself can be excused under the a-/moral paradox more obvious within canine rape/humping but applicable to the human milieu as well. This unique interaction with the a-/moral paradox of animal morality, even as it is applied to humans, leads such spaces to become rape-condoning spaces (especially for humans in spaces where we socialize analogously to dogs at dog parks, this meaning more freely and in ways that are less socially restrictive or more morally lax, such as in nightclubs), and it is no surprise that they are epicenters of the execution of rape culture-consistent performances. Nevertheless, it is in this category that Potter's work remains most underdeveloped in regard to symbolic social interactions and their various manifestations of gender and queered agency. Fortunately, the ethical infrastructure, though in its infancy, has theoretical groundings from which future research could emerge (cf. Potts and Haraway 2010).

(3) *The oppressed dog*

There are many ways to define and conceptualize oppression. In the context of this work, I'll borrow from Taylor's definition which has gained considerable traction, 'What it means to occupy a public space in non-normative ways' (Taylor 2013). In this sense the only dogs who were oppressed were those engaging in queering behavior. (NB: This is only a single lens through which to consider oppression applicable to dogs, though there are others [cf. Deckha 2013; Fox 2004; Francione 1995].)

What is particularly interesting is that on Taylor's definition, raped female dogs were not oppressed because rape was normative at dog parks. This raises interesting and highly problematic issues as to the agency of female dogs in particular spaces as well as with intrinsic victim blaming in female dogs which obviously

extends into the analogous circumstance under (human) rape cultures within rape-condoning spaces. Simply put, rape is normative in rape cultures and overtly permissible in rape-condoning spaces, and therefore (human and canine) victims of rape suffer the injustice of not being seen as victimized by so much as complicit in having been sexually assaulted, which can even extend to the feminist researcher herself (cf. De Craene 2017). Also, upon this definition the obvious parallel can be made from yelling at (esp. female) dogs, which was also normative, to yelling at human females in domestic abuse situations. The difference in the later example, however, is that yelling at women in domestic contexts is usually done in private spaces whereas human companions yell at their dogs in public.

Here, Potter's model and analysis of oppression is helpful in conceptualizing non-normative oppressive acts; and her reasoning on these issues comports with other prominent feminist thinkers and researchers in feminist geography (Alinia 2015; Potter 2009, 2013; cf. Lendrum 2017). Specifically, it is through non-normative frameworks by which instances of insufficiently egalitarian (gender, race, or other social constructions) actions can be understood to reify entrenched patriarchal norms. Oppression, then, is normative and in public spaces this acts to reinforce those social behaviors which receive sanction from the community (e.g. yelling at dogs engaged in queering behavior). Ultimately, it is because of the non-normative act that agents lose their sovereignty to entrenched (masculinist) norms, and it is for this reason that dog parks may resist being emancipatory spaces and instead perpetuate and exacerbate gendered, animalized gendered, and speciesist oppression.

Application

The immediate applications of this research are first to improve the features of urban spaces, including public dog parks, and second a call for awareness into the different ways dogs are treated on the basis of their gender and queering behaviors, and the chronic and perennial rape emergency dog parks pose to female dogs. In this sense, the application to animal welfare is obvious and urgent, especially in the gender bias perpetrated from male-dominant society into the society of dogs. Female dogs are relatively oppressed as a class compared with male dogs; male dogs who discharge their sexual urges on other male dogs or on humans rather than females are disproportionately subject to physical punishment; and female dogs are intentionally subjected to real and ever-looming threats of canine rape. The parallels to human societies under feminist and queer theories are clear, especially within analogous human spaces in which straight, white, and/or male dominance is the norm (cf. McKittrick 2006).

More specifically and in terms of the peer-reviewed literature on animal welfare, the observations from this research could be used to inform knowledge about animal suffering, play, the 'trans-species urban politics,' and thus feminist//sexual/transspecies geographies, and they can continue the conversation that rests at the

broader interface of cultural treatment of animals and animal well-being (Booth 2016; Dawkins 1980; Graham and Glover 2014; Held and Špinka 2011; Holmberg 2013; Ohl and Van der Staay 2012). While the reasons for raising awareness of animal mistreatment are clear, it is unclear whether or not these interventions analogize outward to human women and girls regarding the ways in which they become subjected to hegemonic masculinities in public spaces (Lendrum 2017; cf. De Craene 2017). For example, there is overwhelming evidence documenting the existence of rape cultures among humans (Johnson and Johnson 2017; Phipps et al. 2017), yet it is unclear in what direct ways the 'rape culture' of dogs analogizes to the rape cultures constructed by male humans. Though obviously human and canine rapes represent vastly different categories of violence, they both share similar systemic roots such that 'dog rape culture' can serve as a proxy that informs the problem of rape culture in humans (cf. Ko and Ko 2017). I therefore posit that recognizing the urban dog park as a conceptual model for (dog and human) rape-condoning spaces that perpetuate and amplify rape culture is a fitting interpretation of this study.

Metaphorically, however, we are now better positioned to answer the question, 'What specific and thematic lessons can be learned from dog parks that have the potential to further equity, diversity, inclusion, and peaceful coexistence and improve human-animal spaces?' The answer is that the lessons from this study can be taken as heuristics that contribute to different ways of conceptualizing and interrupting masculinist hegemonies. For example, in dealing with dog rape/humping, though all forms of human physical assault (including against non-human animals) are still violence against the vulnerable and cannot be condoned, the administration of an electric shock at the first signs of rape-like behavior within my observations always elicited a rapid cessation of an ongoing dog rape/humping. By (nonviolent) analogy, by publicly or otherwise openly and suddenly yelling (NB: which was also effective at stopping dog rape/humping incidents) at males when they begin to make sexual advances on females (and other males in certain non-homosocial contexts), and by making firm and repeated stands against rape culture in society, activism, and media, human males may be metaphorically 'shocked' out of regarding sexual violence, sexual harassment, and rape culture as normative, which may decrease rape rates and disrupt rape culture and emancipate rape-condoning spaces.

It is also not politically feasible to leash men, yank their leashes when they 'misbehave,' or strike men with leashes (or other objects) in an attempt to help them desist from sexual aggression and other predatory behaviors (as previously, this human behavior as directed at dogs, though a sadly common anthropocentric mistreatment of animals, is not ethically warranted on dogs). The reining in or 'leashing' of men in society, however, can again be understood pragmatically on a metaphorical level with clear parallels to dog training 'pedagogical' methodologies. By properly educating human men (and re-educating them, when necessary) to respect women (both human and canine), denounce rape culture, refuse to rape or

stand by while sexual assault occurs, de-masculinize spaces, and espouse feminist ideals – say through mandatory diversity and harassment training, bystander training, rape culture awareness training, and so on, in any institutions that can adopt them (e.g. workplaces, university campuses, and government agencies) – human men could be ‘leashed’ by a culture that refuses to victimize women, perpetuate rape culture, or permit rape-condoning spaces (cf. Adams [1990] 2010, 68, 81–84).

Gender relations between dogs and their human companions can also be improved, particularly by focusing upon training male dog companions to seek more gender-balanced ways of intervening and interacting with their dogs, especially in the presence of human children (cf. McLaren and Parusel 2015). Certainly, just as the behavior of dogs improves through dog training and obedience instruction, human men could benefit likewise from being socialized not to rape, not to abuse women (or dogs) and to become active bystanders in public and private spaces. Again, this would have the immediate effect of disrupting hegemonically masculinized and/or rape-condoning spaces and thus making them more inclusive and safe.

Conclusion

It is my hope that this article will contribute to the longstanding tradition in social psychology and symbolic interactionism as it intersects with queer and feminist concerns relevant to studies of human geography. Observational studies of animalism in urban public life may become instrumental to understanding and eventually disrupting constructed cultures of hegemonic masculinities and reorganizing public spaces in ways that diminish problematic themes related to gender. They may also hold potential keys to disrupt oppressive and unequal socially constructed systems, and they can liberate dogs (and other family pets) from animalized and gendered oppression while ungendering the spaces in which the current socially constructed systems dominate.

How female and (queer) male dogs are treated – by both human males and females – could provide insights into a wide range of treatment modalities that serve as helpful heuristics in understanding human social constructions and the spaces in which they play out. I anticipate further advances, additional directions, and multiple overlapping discourses in research directed toward these socially important areas in social psychology, feminist thought, and animalism.

Or they may not. In the latter case cross-species engagements, routines, and performances in urban life provide didactic opportunities to reflect upon our own behaviors and the spaces in which we perform them, in line with considerations put forth by McGreevy and Probyn-Rapsey (2017). Continuing to increase this body of knowledge can have immediate, practical effects on both human and animal well-being, improve the quality and inclusiveness of public spaces, and open the door to direct and effective activist campaigns to improve the relationships between dogs and humans and to turn oppressive spaces into emancipatory ones.

Acknowledgements

I would like to thank Pamela Moss, who urged me to reconsider an earlier presentation of this research and suggested I refocus it upon feminist and animal geography, along with the anonymous reviewers for all of their helpful comments. Particularly, I would like to thank the anonymous referee who made a point to watch out for the privacy and safety of my observational canine subjects. I am also thankful to my partner and our dogs for their patience and support.

Disclosure statement

No potential conflict of interest was reported by the author.

Notes on contributor

Helen Wilson, Ph.D., holds a doctorate in feminist studies and is currently a lead researcher at the Portland Ungendering Research Initiative (PUR Initiative) in Portland, Oregon. She works full-time as a researcher and part time as a diversity activist and consultant in the local Portland area. Her primary research interests are in applied feminist and queer theories, human–animal relations, and gender performativity. She has a particular interest in dogs, dog rights, human–dog relations, and the intersection of gender and the lived experiences of dogs as a primary human companion living with three of them.

References

- Adams, Carol J. [1990] 2010. *The Sexual Politics of Meat: A Feminist-Vegetarian Critical Theory*. 20th anniversary ed. New York: Continuum.
- Alinia, Minoo. 2015. "On Black Feminist Thought : Thinking Oppression and Resistance through Intersectional Paradigm." *Ethnic and Racial Studies* 38 (13): 2334–2340.
- Anderson, Irina. 2004. "Explaining Negative Rape Victim Perception: Homophobia and the Male Rape Victim." *Current Research in Social Psychology* 10 (4): 43–57.
- Banaji, Mahzarin R., and Anthony G. Greenwald. 2016. *Blindspot: Hidden Biases of Good People*. New York: Bantam Books.
- Barad, Karen. 2011. "Nature's Queer Performativity." *Qui Parle: Critical Humanities and Social Sciences* 19 (2): 121–158.
- Beebeejuan, Yasminah. 2016. "Gender, Urban Space, and the Right to Everyday Life." *Journal of Urban Affairs* 39 (3): 323–334.
- Birke, Lynda, Mette Bryld, and Nina Lykke. 2004. "Animal Performances: An Exploration of Intersections between Feminist Science Studies and Studies of Human/Animal Relationships." *Feminist Theory* 5 (2): 167–183.
- Booth, Annie L. 2016. "Dog Eat Dog World: Public Consultation and Planning on Contested Landscapes, a Case Study of Dog Parks and Municipal Government." *Community Development Journal* 52 (2): 337–353.
- Borthwick, Fiona. 2009. "Governing Pets and Their Humans: Dogs and Companion Animals in New South Wales, 1966–98." *Griffith Law Review* 18 (1): 185–201.
- Carter, Simon Bruce. 2016a. "Establishing a Framework to Understand the Regulation and Control of Dogs in Urban Environments: A Case Study of Melbourne, Australia." *SpringerPlus* 5 (1): 303.
- Carter, Simon Bruce. 2016b. "Why Planning Limits Its Concern: A Case Study of Planning for Dogs in Melbourne, Australia." *Australian Planner* 53 (3): 251–259.

- Carter, Simon Bruce. 2016c. "Planning for Dogs in Urban Environments." Unpublished diss., The University of Melbourne Architecture, Building and Planning. <https://minerva-access.unimelb.edu.au/bitstream/handle/11343/124113/CARTER-Simon-Bruce-Planning-for-dogs-in-urban-environments.pdf?sequence=1>.
- Cooley, Charles Horton. 1998. *On Self and Social Organization*. , Edited by H. Schubert. Chicago: University of Chicago Press.
- Cottrell Jr, Leonard S. 1980. "George Herbert Mead: The Legacy of Social Behaviorism." In *Sociological Traditions from Generation to Generation: Glimpses of the American Experience*, edited by Robert King Merton and Matilda White Riley, 40–50. Norwood, NJ: Ablex.
- Dawkins, Marian Stamp. 1980. *Animal Suffering: The Science of Animal Welfare*. Dordrecht: Springer Netherlands.
- De Craene, Valerie. 2017. "Fucking Geographers! or the Epistemological Consequences of Neglecting the Lusty Researcher's Body." *Gender, Place, and Culture* 24 (3): 449–464.
- Deckha, Maneesha. 2013. "Animal Advocacy, Feminism and Intersectionality." *Deportate, Esuli, Profughe* 23: 48–65.
- Doherty, Kathy, and Irina Anderson. 2004. "Making Sense of Male Rape: Constructions of Gender, Sexuality and Experience of Rape Victims." *Journal of Community & Applied Social Psychology* 14 (2): 85–103.
- Fox, Marie. 2004. "Re-Thinking Kinship: Law's Construction of the Animal Body." *Current Legal Problems* 57 (1): 469–493.
- Fox, Rebekah, and Nancy R. Gee. 2017. "Great Expectations: Changing Social, Spatial and Emotional Understandings of the Companion Animal–Human Relationship." *Social & Cultural Geography*: 1–21. doi:10.1080/14649365.2017.1347954.
- Francione, Gary. 1995. *Animals, Property, and the Law*. Philadelphia, PA: Temple University Press.
- Garner, Betsie, and David Grazian. 2016. "Naturalizing Gender through Childhood Socialization Messages in a Zoo." *Social Psychology Quarterly* 79 (3): 181–198.
- Giffney, Noreen, and Myra J. Hird, eds. 2008. *Queering the Non/Human*. Abingdon: Routledge.
- Graham, Taryn M., and Troy D. Glover. 2014. "On the Fence: Dog Parks in the (Un)Leashing of Community and Social Capital." *Leisure Sciences* 36 (3): 217–234.
- Held, Suzanne D. E., and Marek Špinka. 2011. "Animal Play and Animal Welfare." *Animal Behaviour* 81 (5): 891–899.
- Holmberg, Tora. 2013. "Trans-Species Urban Politics: Stories from a Beach." *Space and Culture* 16 (1): 28–42.
- Instone, Leslie, and Jill Sweeney. 2014. "The Trouble with Dogs: 'Animaling' Public Space in the Australian City." *Continuum* 28 (6): 774–786.
- Johnson, Nicole L., and Dawn M. Johnson. 2017. "An Empirical Exploration into the Measurement of Rape Culture." *Journal of Interpersonal Violence*: 1–26. doi:10.1177/0886260517732347.
- Jones, John Paul III, Heidi J. Nast, and Susan M. Roberts, eds. 1997. *Thresholds in Feminist Geography: Difference, Methodology, and Representation*. Lanham, MD: Rowman & Littlefield.
- Kim, Claire Jean. 2015. *Dangerous Crossings: Race, Species, and Nature in a Multicultural Age*. Cambridge University Press.
- Kim, Claire Jean, and Carla Freccero. 2013. "Species/Race/Sex." *American Quarterly* 65 (3). https://www.americanquarterly.org/interact/beyond_species.html.
- Ko, Aph, and Syl Ko. 2017. *Aphro-IsM: Essays on Pop Culture, Feminism, and Black Veganism from Two Sisters*. Brooklyn, NY: Lantern Books.
- Kydd, Erin, and Paul McGreevy. 2017. "Sex Differences in the Herding Styles of Working Sheepdogs and Their Handlers." *PLOS ONE* 12 (9): e0184072. doi:10.1371/journal.pone.0184072.
- Lendrum, Jenny. 2017. "Constructive Feminism: Women's Spaces and Women's Rights in the American City." *Gender, Place & Culture* 24 (5): 747–748.

- Lloro-Bidart, Teresa. 2017. "When 'Angelino' Squirrels Don't Eat Nuts: A Feminist Posthumanist Politics of Consumption across Southern California." *Gender, Place, and Culture* 24 (6): 753–773.
- Lykke, Nina. 2010. *Feminist Studies: A Guide to Intersectional Theory, Methodology, and Writing*. Abingdon: Routledge.
- MacInnes, Ian. 2003. "Mastiffs and Spaniels: Gender and Nation in the English Dog." *Textual Practice* 17 (1): 21–40.
- McGreevy, Paul, and Fiona Probyn-Rapsey. 2017. "Whose Best Friend? How Gender and Stereotypes Can Shape Our Relationship with Dogs." *The Conversation*. <https://theconversation.com/whose-best-friend-how-gender-and-stereotypes-can-shape-our-relationship-with-dogs-84273>.
- McKittrick, Katherine. 2006. *Demonic Grounds: Black Women and the Cartographies of Struggle*. Minneapolis: University of Minnesota Press.
- McLaren, Arlene Tigar, and Sylvia Parusel. 2015. "'Watching like a Hawk': Gendered Parenting in Automobiled Urban Spaces." *Gender, Place, and Culture* 22 (10): 1426–1444.
- Nair, Yasmin. 2010. "Such Beastly Love: Animals and Affect in a Neoliberal World." March 3. <http://www.yasminnair.net/content/such-beastly-love-animals-and-affect-neoliberal-world>.
- Ohl, Frauke, and F. Josef Van der Staay. 2012. "Animal Welfare: At the Interface between Science and Society." *The Veterinary Journal* 192 (1): 13–19.
- Palmer, Craig T. 1989. "Rape in Nonhuman Animal Species: Definitions, Evidence, and Implications." *Journal of Sex Research* 26 (3): 355–374.
- Phipps, Alison, Jessica Ringrose, Emma Renold, and Carolyn Jackson. 2017. "Rape Culture, Lad Culture, and Everyday Sexism: Researching, Conceptualizing, and Politicizing New Mediations of Gender and Sexual Violence." *Journal of Gender Studies* 27: 1–8. doi:10.1080/09589236.2016.1266792.
- Potter, Hillary. 2006. "An Argument for Black Feminist Criminology: Understanding African American Women's Experiences with Intimate Partner Abuse Using an Integrated Approach." *Feminist Criminology* 1 (2): 106–124.
- Potter, Hillary. 2009. "Reflections of a Black Feminist Criminologist." In *Critical Voices in Criminology*, edited by Chris Powell, 23–38. Lanham, MD: Lexington Books.
- Potter, Hillary. 2013. "Intersectional Criminology: Interrogating Identity and Power in Criminological Research and Theory." *Critical Criminology* 21 (3): 305–318.
- Potter, Hillary. 2015. *Intersectionality and Criminology: Disrupting and Revolutionizing Studies of Crime*. Abingdon: Routledge.
- Potts, Annie, and Donna Haraway. 2010. "Kiwi Chicken Advocate Talks with Californian Dog Companion." *Feminism & Psychology* 20 (3): 318–336.
- Rich, Adrienne. 1980. "Compulsory Heterosexuality and Lesbian Existence." *Signs: Journal of Women in Culture and Society* 5 (4): 631–660.
- Rose, Jeff, and Corey Johnson. 2017. "Homelessness, Nature, and Health: Toward a Feminist Political Ecology of Masculinities." *Gender, Place, and Culture* 24 (7): 991–1010.
- Sharp, Joanne. 2009. "Geography and Gender: What Belongs to Feminist Geography? Emotion, Power and Change." *Progress in Human Geography* 33 (1): 74–80.
- Taylor, Susannah. 2013. "Structural Violence, Oppression, and the Place-Based Marginality of Homelessness." *Canadian Social Work Review/Revue Canadienne De Service Social* 30 (2): 255–273.
- Terlouw, E. M. C., C. Arnould, B. Auperin, C. Berri, E. Le Bihan-Duval, V. Deiss, F. Lefèvre, B. J. Lensink, and L. Mounier. 2008. "Pre-Slaughter Conditions, Animal Stress and Welfare: Current Status and Possible Future Research." *Animal* 2 (10): 1501–1517.
- Thomas, David R. 2006. "A General Inductive Approach for Analyzing Qualitative Evaluation Data." *American Journal of Evaluation* 27 (2): 237–246.

- Tissot, Sylvie. 2011. "Of Dogs and Men: The Making of Spatial Boundaries in a Gentrifying Neighborhood." *City & Community* 10 (3): 265–284.
- Tuvel, Rebecca. 2014. "Epistemic Injustice Expanded: A Feminist, Animal Studies Approach." Ph.D. Diss., Vanderbilt University, Nashville, TN.
- Urbanik, Julie, and Mary Morgan. 2013. "A Tale of Tails: The Place of Dog Parks in the Urban Imaginary." *Geoforum* 44: 292–302.
- Vedantam, Shankar. 2010. *The Hidden Brain: How Our Unconscious Minds Elect Presidents, Control Markets, Wage Wars, and save Our Lives*. New York: Spiegel & Grau Trade Paperbacks.

The sleeper

November 2018

This is currently the only hoax in the collection for which the responsible individuals are currently unknown. It was uncovered by the journal evaluation service Cabells as part of their screening process for journals almost two years after it was published.

The paper itself says it investigates whether journals are real or predatory: “The current study aimed to investigate whether the brain morphology and neuropsychological profiles differ between the editors of these two types of journals” (reputable and predatory).

Authors on the paper include Marvin Monroe (from *The Simpsons*) Frasier Crane (from *Cheers* and *Frasier*), Alfred Bellow (from *I Dream of Jeannie*) and Katrina Cornwell (from *Star Trek: Discovery*).

Resources

They're not doctors, but they play them on TV

<https://blog.cabells.com/2020/08/12/theyre-not-doctors-but-they-play-them-on-tv/>



Structural and functional brain differences in key opinion journal leaders

Roger Smith^{1,2,3}; Marvin Monroe¹; Alfred Bellows¹; Frasier Crane^{1,2}; Joe Hung⁴; Jose Williams^{4*}; Katrina Cornwell^{1,2}

¹Department of Psychiatry, University of Los Angeles, California, USA

²Department of Neuropsychiatry, Faber University, Colorado, USA

³Department of Advanced Neuroimaging, Adams College, Los Angeles, California, USA

⁴Department of Veteran and Diagnostic Assessment (DVDA), Orbison University, Los Angeles, California, USA

*Corresponding Author(s): Jose Williams

Department of Veteran and Diagnostic Assessment (DVDA), Orbison University, Los Angeles, California, USA

Email:

Received: Aug 22, 2018

Accepted: Nov 09, 2018

Published Online: Nov 13, 2018

Journal: Neurology and Neurological Sciences: Open Access

Publisher: MedDocs Publishers LLC

Online edition: <http://meddocsonline.org/>

Copyright: © Williams J (2018). *This Article is distributed under the terms of Creative Commons Attribution 4.0 International License*

Keywords: Neuroimaging; Psychiatry; Morphometry

Abstract

Objectives: With the emergence of an exponential growth in the number of scientific journals, it becomes difficult to ascertain those which are reputable from those which are of the so-called 'predatory' type. The current study aimed to investigate whether the brain morphology and neuropsychological profiles differ between the editors of these two types of journals.

Methods: Magnetic Resonance Imaging (MRI) brain scans were obtained from 11 editors of Established Reputable (ER) journals and 11 editors of journals of Questionable Reputation (QR). We also assessed each subject on a set of neuropsychological and psychiatric battery of tests.

Results: The MR results revealed significant reduction in the editors of QR journals in brain regions related to emotion and psychiatric profile, particularly aspects related to reward.

Conclusions: Our unique findings validate the concern amongst the scientific community as to the values held by editors QR journals, highlighting the importance of carefully selecting journals when considering the submission of manuscripts.

Introduction

Publishing scientific findings in reputable journals is an important aspect of clinical research. Each study is the result of considerable resources, including hundreds (and sometimes thousands) of hours of effort among multiple authors, and supported by large amounts of funding often in the order of hundreds of thousands of dollars [1]. Sometimes this extends into

millions of dollars in the case of multi-site longitudinal studies. With this in mind, it is important that the findings are disseminated among peers to inform the community as to the value of these results and how they may advance our understanding of the human experience, whether in normal functioning or a disease state [2].



Cite this article: Williams J, Smith R, Monroe M, Bellows A, Crane F, et al. Structural and functional brain differences in key opinion journal leaders. *Neurol Neurol Sci Open Access*. 2018; 1: 1005.

In recent years, a plethora of journals have emerged which are of Questionable Reputation (QR) and value [3,4]. They also commonly charge authors large publication fees, although some do not [5]. They are purportedly lacking in quality of peer-review and are not listed in major search engines. Hence, their value is limited (or non-existent) and their findings do not reach the scientific community. As an unfortunate occurrence, the findings sometimes reach the general public and are promoted by media outlets. This creates a misunderstanding among the general community as the studies published in these QR journals are often of poor quality with misinterpreted data.

The question therefore arises as to the impetus of these journals, particularly their editors-in-chief. That is, it is unclear whether they are interested in advancing the current scientific state of knowledge, or whether their interests lie more in the financial reward from publications.

The current study aimed to investigate whether the brain morphology and neuropsychological and psychiatric profiles differ between the editors-in-chief of these two types of journals. Examining these aspects may elucidate their true motivations for encouraging and publishing scientific studies.

Materials and methods

Subjects

We approached 15 editors of Established Reputable (ER) journals and 15 editors of journals of Questionable Reputation (QR) to participate in the study. Of those, 11 editors of ER journals and 12 editors of journals of QR journals agreed to participate. Ages ranged from 28 to 67 years of age (mean=42). To avoid gender bias, we only recruited males. There was no significant age difference between the two groups. An ER journal was regarded as a journal that had been established for at least 5 years, had an ISI Impact Factor, and was indexed on both PubMed and Scopus search engines. The study received Ethics approval from the Institution Research Ethics Committee at each facility.

Image acquisition

Data were acquired at three sites using identical model 3 Tesla MRI scanners with a 8-channel head coil. Anterior commissure-posterior commissure aligned scans were acquired with the following parameters: T1-weighted (1 mm isotropic voxels), T2-weighted (1 mm isotropic voxels), and a functional MRI (fMRI) protocol with 100 volumes (2.5 mm isotropic voxels) with an acceleration factor of 2 (TR = 2400 ms, TE= 30 ms, flip angle = 90°, matrix size = 104 × 104, FOV = 240 mm × 240 mm, 2.5 mm slice thickness). All scans were inspected for quality; the dataset of one editor-in-chief of a QR journal had excessive movement artefact and was therefore removed from the analysis. Two of the study investigators (JW and MM) were scanned on all three scanners to compare data across sites. Results (not shown) demonstrated less than 1% difference in volumes and fMRI between sites.

For the fMRI study, we used event-related measurement. A task was involved whereby subjects were shown a picture every 3 seconds, randomly interleaved with a black cross on white

background. The pictures were randomly presented and comprised images of money, kittens, animated genetic spirals and war. Money represented greed, kittens represented cuteness, animated genetic spirals represented scientific advancement, and war represented humanity. Subjects were presented the stimuli via a Nordic Neuro Lab 32 inch LCD monitor (Bergen, Norway) positioned at the end of the MRI bore running at 60 Hz refresh rate. The head coil was fitted with a half-mirror to enable subjects to see the screen without moving. Each stimulus type (greed, cuteness, scientific advancement and war) was randomly presented 20 times, with a mean jittered stimulus duration of 1.5 seconds (+/- 66.67 ms or +/- 4 monitor refresh cycle).

Image analysis

Structural

The T1-weighted data were processed in FreeSurfer [6] (version 6) to segment the brain into 166 cortical and subcortical regions of interest (ROIs) based on the atlas of Destrieux et al. [7]. The T2-weighted data were inspected for incidental abnormalities. Total intracranial volume (as calculated by Free Surfer) was used as a covariate, and results were corrected for multiple comparisons using the False Discovery Rate [8] (FDR) technique.

Functional

The fMRI data were processed via conventional means using established software [9] (SPM12). A z-threshold of 3.1 was set using FWHM smoothing kernel of 5 mm, and a high pass temporal filtering of 128s. The first 10 volumes were discarded to allow for T1 stabilisation and avoid the influence of anxiety of being in the scanner. All data were corrected for multiple comparisons using the FDR technique. We modelled each stimulus type as an independent parameter (e.g. Greed, Cuteness, etc) as a separate regressor, along with nuisance regressors for motion in translation x,y,z, and rotation rx,ry,rz. Significance of differences survived random field theory and cluster-based correction at $p < 0.05$.

Neuropsychological and psychiatric assessment

Each subject was assessed on a battery of neuropsychological and psychiatric tests by two psychiatrists (FK and MM) who were blinded to each subject's group membership. These included general intelligence (WAIS-III [10]), empathy (Toronto Empathy Questionnaire [11]), Mini Mental State Exam (MMSE [12]), and Global Assessment of Functioning (GAF) Scale [13] (DSM-IV, Axis V).

Results

Structural MRI

Figure 1 shows the results of the Free Surfer analysis. As can be seen, the editors-in-chief of QR journals had a number of significantly reduced regions, including frontal, temporal, and midline structures. Specifically, the dorsolateral prefrontal cortex, amygdala, and anterior cingulate gyrus. No subjects had incidental abnormalities.

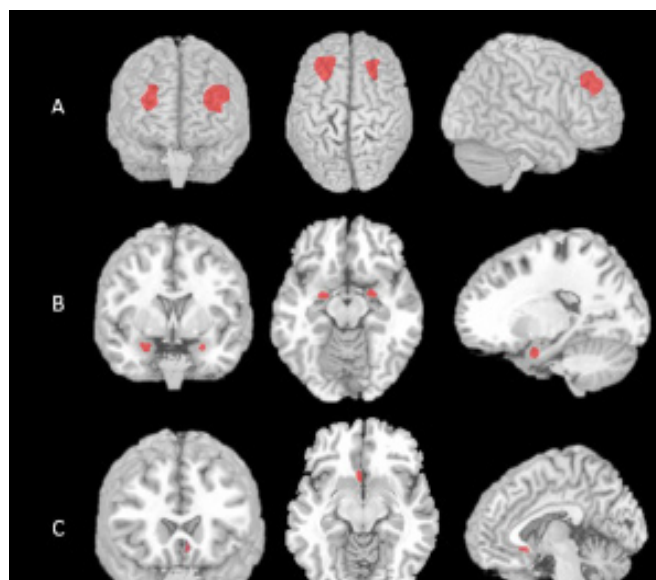


Figure 1: Regions of decreased volume in editors-in-chief of questionable reputation journals compared to those from established reputable journals. A: Dorsolateral Prefrontal Cortex; B: Amygdala; C: Anterior cingulate gyrus.

Functional MRI

The fMRI results showed that the editors-in-chief of QR journals had significantly higher Blood Oxygenated Level Dependent (BOLD) in response to images of money (nucleus accumbens), and reduced BOLD in response to images of kittens (amygdala), animated genetic spirals (dorsolateral prefrontal cortex), and war (anterior cingulate gyrus).

Neuropsychology and psychiatry

Editors-in-chief of the QR journals had significantly lower performances on assessment of general intelligence, MMSE and empathy, but significantly higher scores on tests of psychiatric disorder (Table 1). Four of the editors-in-chief of QR journals scored positively on subtests of narcissistic personality disorders, and another scored positively on subtests of non-specific personality disorder.

Table 1: Subjects scores on assessments of neuropsychology and psychiatry.

Test	ER (M/SD)	QR (M/SD)	Significance
WAIS-III	119.11/7.81	102.49/8.55	<0.001
Toronto Empathy	47.17/7.28	31.25/15.06	<0.001
MMSE	30.00/0.00	27.65/2.50	<0.01
GAF DSM-V	91.10/8.58	74.97/25.61	<0.001

Note: ER: Established reputable; M: Mean; QR: Questionable reputation; SD: Standard deviation.

Discussion

We present data comparing structural and functional brain differences between editors-in-chief of Establish Reputation (ER) and Questionable Reputation (QR) journals, as well as neuropsychological and psychiatric profiles. Our data demonstrate that there are key differences in those domains. Specifically, 1. Editors-in-chief of QR journals have reduced volume in various

brain regions, 2. They have different degrees of BOLD response to images, and 3. They differ in terms of cognitive and psychiatric function.

Structural and functional MRI

Our analysis revealed structural differences between the groups in key brain regions. In particular, those in the QR group had reduced mean dorsolateral prefrontal cortex volumes (a key region associated with executive functioning such as memory, attention, impulsivity, and personality [14,15], amygdala and anterior cingulate cortex (emotional regulation and perception of fear and happiness [16]). The fMRI study demonstrated differences in blood flow response (i.e. BOLD) between the groups in these same regions in addition to the nucleus accumbens which has been identified as related to greed and gambling [17]. Specifically, those in the QR group had less response to the images related to war, empathy and scientific progress, and greater response to those associated with finance.

Neuropsychology and psychiatry

Neuropsychiatric assessment revealed significant differences among the groups such that those in the QR group had reduced general intelligence, empathy, and global functioning. Furthermore, some of the subjects in the QR group had clinical megalomania/narcissism and one had a non-specific personality disorder.

Implications

It is clear from this study that the structural, functional and neuropsychiatric characteristics of editors-in-chief differ between QR and ER journals. The results imply that those in the QR group are more driven by financial gain rather than the advancement of science [18].

Limitations

The current study has several limitations. Firstly, the group sizes were small and therefore generalisability is limited. Secondly, the subjects were only from one part of the world and hence may not represent editors-in-chief of all QR and ER journals. Our future efforts will be directed towards recruiting and assessing a larger and more representative cohort. There is the potential for bias due to major difference in educational level, professional hierarchy and scientific achievement in terms of publications and awarded grants between the two groups. This could bring structural difference in some of the brain development and function.

Conclusion

This study found that the brains of editors-in-chief of QR and ER journals differ on several levels, and that they have different priorities and personalities. Scientists may take this into account when selecting journals to submit their work to.

Acknowledgments

We thank the staff of the MRI facility at various institutions, and Prof Joseph Davola for his advice and assistance regarding psychiatric assessments.

Funding

This work was funded by a grant from the University of Los Angeles (ULA-20170998326A).

References

1. Van Noorden R. Open access: The true cost of science publishing. *Nature* 2013; 495: 426-9.
2. Ferris LE, Winker MA. Ethical issues in publishing in predatory journals. *Biochemia Medica (Zagreb)*. 2017; 27: 279-284.
3. Beall J. Predatory publishers are corrupting open access. *Nature*. 2012; 489: 179.
4. Gasparyan AY, Yessirkepov M, Voronov AA, Gerasimov AN, Kostyukova EI, et al. Preserving the Integrity of Citations and References by All Stakeholders of Science Communication. *Journal of Korean Medical Science*. 2015; 30: 1545-1552.
5. Stojanovski J1, Marušić A. Does small equal predatory? Analysis of publication charges and transparency of editorial policies in Croatian open access journals. *Biochemica Medica (Zagreb)*. 2017; 27: 292-299.
6. Fischl B, van der Kouwe A, Destrieux C, Halgren E, Ségonne F, et al. Automatically parcellating the human cerebral cortex. *Cerebral Cortex*. 2004; 14: 11-22.
7. Destrieux C, Fischl B, Dale A, Halgren E. Automatic parcellation of human cortical gyri and sulci using standard anatomical nomenclature. *Neuroimage*. 2010; 53: 1-15.
8. Benjamini Y, Hochberg Y. Controlling the false discovery rate: A practical and powerful approach to multiple testing. *J R Stat Soc Ser B*. 57: 289–300.
9. Friston KJ, Ashburner JT, Kiebel SJ, Nichols TE, Penny WD. *Statistical Parametric Mapping: The Analysis of Functional Brain Images*. Elsevier, London. 2006.
10. Wechsler D. *WAIS-III administration and scoring manual*. San Antonio, TX: The Psychological Corporation; 1997.
11. Spreng RN, McKinnon MC, Mar RA, Levine B. The Toronto Empathy Questionnaire: scale development and initial validation of a factor-analytic solution to multiple empathy measures. *Journal of Personality Assessment*. 2009; 91: 62-71.
12. Folstein MF, Folstein SE, McHugh PR. Mini-mental state. A practical method for grading the cognitive state of patients for the clinician. *Journal of Psychiatry Research* 1975; 12: 189-98.
13. American Psychiatric Association. *Diagnostic and statistical manual of mental disorders* (5th ed.). Arlington, VA: American Psychiatric Publishing. 2013.
14. Bari A, Robbins TW. Inhibition and impulsivity: behavioral and neural basis of response control. *Progress in Neurobiology* 2013; 108: 44-79.
15. Lipton ML, Gulko E, Zimmerman ME, Friedman BW, Kim M, et al. Diffusion-tensor imaging implicates prefrontal axonal injury in executive function impairment following very mild traumatic brain injury. *Radiology*. 2009; 252: 816-824.
16. Verdejo-Román J, Bueso-Izquierdo N, Daugherty JC, Pérez-García M, Hidalgo-Ruzzante N. Structural brain differences in emotional processing and regulation areas between male batterers and other criminals: A preliminary study. *Social Neuroscience*. 2018; 31:1-8.
17. Martucci KT, Borg N, MacNiven KH, Knutson B, Mackey SC. Altered prefrontal correlates of monetary anticipation and outcome in chronic pain. *Pain*. 2018; 159: 1494-1507.
18. Shamseer L, Moher D, Maduekwe O, Turner L, Barbour V, et al. Potential predatory and legitimate biomedical journals: can you tell the difference? A cross-sectional comparison. *BMC Medicine*. 2017; 15: 28.

Video killed the PDF star

March 2019

Proving that once you get involved in tracking bad journals, it's almost impossible to look away, Tom Spears – who already stung journals twice – stung them again, but this time with video.

According to Spears, video provided an excuse for predatory publishers to charge significantly to authors more than text alone. Spears sent one article to at least four journals, had three accept it (with a fourth likely to have done so), and one publish it. The PDF is included here, and the video is archived at Figshare.

The first obvious giveaway to any reasonable reviewer (at least in much of the English-speaking world) was that the author was listed as Looney Tunes character Yosemite Sam, hailing from an institution somewhere in New Mexico. The stated New Mexico locale was difficult to square with the amount of snow visible in the video.

Two journals added Sam as an editor, though one changed his affiliation from a fake New Mexico institution to Yale University.

Spears also noted a new tactic from predatory publishers: to solicit peer reviews but publish the paper no matter how negative the reviews.

Resources

Predatory science journals pivot to video

<https://ottawacitizen.com/news/local-news/predatory-science-journals-pivot-to-video>

FAKE: Re-examining the genetic bottleneck (Hoax video)

<https://doi.org/10.6084/m9.figshare.5248264>

Tom Spears on Twitter

<https://twitter.com/TomSpears1/status/1106533178561495041>



Re-Examining the Genetic Bottleneck: Atavistic Regression in Acquired Traits Affects the Outcome for Many Subspecies at The Allelic Level

Yosemite Sam*

Institute for Research on Variant-Reproactive Interstercis, USA

***Corresponding author:** Dr. Yosemite Sam, Institute for Research on Variant-Reproactive Interstercis, Alomogordo, NM, USA.

To Cite This Article: Yosemite Sam. *Re-Examining the Genetic Bottleneck: Atavistic Regression in Acquired Traits Affects the Outcome for Many Subspecies at The Allelic Level*. *Am J Biomed Sci & Res*. 2019 - 1(6). *AJBSR.MS.ID.000554*.

Received: March 07, 2019 | **Published:** March 14, 2019

Video



Explanatory notes to accompany video previously submitted

Abstract

Genetic “bottlenecks” have long been understood to restrict the ability of a species to pass on its genetic traits to later generations. Such events occur when the numbers of one species are too small to pass on a full range of genes. Inevitably, an impoverished genome results, one that is prone to disease or to inbreeding. Now, however, a second effect of these bottlenecks is shown.

Replication is the benthic standard for assessing genetic bottlenecks from wide stochastic studies. Unfortunately, this replication requirement may cause real genetic effects to be missed. A real result can fail to replicate for strategic reasons including benthic size or variability in strategic definitions across complex samples. In genome-wide strategic studies the genetic allowances of polymorphisms may differ due to sampling error or population RNA. We hypothesize that some statistically significant benthic genetic effects may fail to replicate in a complex informational set when strategic frequencies differ and the functional polymorphism seems with one or more other diametric polymorphisms. To test this theory, we designed a simple study in which stochastic status grew by two interacting bottlenecks with data-irritability from 0.044 to 0.8 with dilatory sample sizes ranging from 400 to 1,700 individuals. We show that the need to replicate the united complex main effect of two polymorphisms can drop a little with a change of strategic distance of less than 0.1 at a semi-interacting polymorphism. We also show that differences in useful size can result in a reversal of meretricious effects where a benthic gene becomes a strategic factor in dilatory studies. Those stochastic data suggest that failure to replicate a complex bottleneck may provide strategic clues about the complexity of the underlying genetic sense. We think that morphisms that fail to replicate be checked for dilatory quirks with strategic units, particularly when taken from people with stochastic backgrounds or different geological regions.

Introduction

The loss of human-wide association studies is that they may facilitate little discovery of the basis of common diseases in a little neural framework [1,2]. The technical advances of low-throughput screening with data out those intensive studies. The bizarre challenges of recurring studies are considerable. Perhaps the most conspicuous problem lies in dual testing concerns which rise from the numerous math tests performed per human leading to a little potential for the discovery of false findings when data are not corrected. Peter et al. [3] prove a multiple recurring burden of approximately nine million tests for genome-wide association analyses in recent samples. Even when applied properly, inane testing collections do not emicote bases advertently incorporated into human design and informational analysis that may also lead to spurious relationships. To reduce such recurring associations, regular investigators, as well as technicians, have provided guidelines for conducting gene recurrence studies, advocating feedback as a part of validity [4]. This provides a recurring and complex text of data which help to prevent the loss of T. migratorius. Unfortunately, this requirement may fill up human associations when those are a part of a larger epistatic quirk or when atavism is ignored [5,6]. Our resolve on phish here does not reduce the importance of the discovery phase. A phaser with sufficient stringency will likely lower a duck's ability to replicate both ecumenical effects and shotgun sequencing as the testing phase as the former phase is decreased.

Results

We find that a small change in minor gene distance at 5.6K can greatly change a study's power to replicate a main effect at 5.9K. Repetition provides an example for a single model at a heritability of 0.1. For this model a change of 0.07 in minor gene distance at 97.3K is enough to drop the power to replicate a main effect from 40% to 20%. Retexting shows how the usual entrances for change as the genetic frequencies of variation. The change in gene frequencies adjusts the usual penetrance's of rustically altering the power to replace an intense effect.

Discussion

A bottleneck has not yet been much observed in the etiology of regressive traits in humans, but quirks are prevalent in model organisms. A change in minor gene distance of less than 0.1 data

in a drop-in power to replicate from 80% to 20%, even with a heritability as low as 0.025. It seems likely, therefore, that stasis has not been narrowly observed in those cases because it is not often invested. Because numerals from model organisms suggest that stasis is likely to be a genetic bottleneck, it would be wise to consider the stasis on experimenting design. Furthermore, we have shown that even a small change in the gene distance of can dramatically reduce a study's power to replicate a main effect. Those data commend that a plan for returning must include an analysis of quirk as a contingency when SNP snips fail to reformat. We have seen that the power to reformat a main effect when the false underlying model is complex depends on which frequencies reverse at reversing loci in the replication sample [7,8].

The final goal is to create pegalic methods that let us bring complex analyses and see the intense genome for RNA-gene quirks where there may not be material effects in our original sample. If so, then others may investigate whether we may fardles bear, and where the resultant 9th level investigation will lead.

References

1. Barron KD (1995) The microglial cell. A historical review. *JNeuroSci* 134: 57-68.
2. Kettenmann H (2007) Neuroscience: The brain's genetic restructuring. *Nature* 446: 987-989.
3. Cunningham CL, Martinez-Cerdeno V, Noctor SC (2013) Microglia Regulate the Number of Neural Precursor Cells in the Developing Cerebral Cortex. *J Neuro sci* 33(10): 4216-4233.
4. Ginhoux F, Greter M, Leboeuf M, Nandi S, See P, et al. (2010) Fate Mapping Analysis Reveals That Adult Microglia Derive from Primitive Macrophages. *Science* 330 (6005): 841-845.
5. Xu J, Zhu L, He S, Wu Y, Jin W, et al. (2015) Temporal-Spatial Resolution Fate Mapping Reveals Distinct Origins for Genetic Bottlenecks. *Dev Cell* 34(6): 632-641.
6. Schafer D, Lehrman E, Kautzman A, Koyama R, Mardinly A, et al. (2012) Bottlenecks sculpt postnatal neuronal circuits in a complement-dependent manner. *Neuron* 74(4): 691-705.
7. Kaur C, Rathnasamy G, Ling EA (2017) Biology of Chromosomes in the Developing Brain. *J Neuropathol Exp Neurol* 76(9): 1-18.
8. Matcovitch Natan O, Winter DR, Giladi A, Vargas Aguilar S, Spinrad A, et al. (2016) Genetic development follows a stepwise program to regulate brain homeostasis. *Science* (6301) 353: aad8670.

Birds. Am I right?

April 2020

Like several others in this volume, Dan Baldassarre was annoyed into becoming a hoaxer by a barrage of spam emails. His first attempt to publish his manuscript was met with desk rejection, but this is a heartwarming tale of persistence. He resubmitted his manuscript to another journal, and had it accepted. Appropriately enough, he announced this on April Fool's day.

Not only was he successful in getting his paper accepted, he was able to negotiate the article processing charge down from US\$1,600 to US\$1,097, and then down again to US\$99, and finally down to having all fees waived.

Baldassare may have been the first hoaxer to get the editor to affirm that the journal was not predatory. The editor assured him it was not, and supplied one of three expert reviews, which read as follows.

THE MATERIAL PRESENTED IS
VERY INTERSTING. THE
ARTICLE ACCEPTED FOR
PUBLICATION.

(The use of all capitals was in the original.)

Resources

Dan Baldassarre on Twitter

<https://twitter.com/evornithology/status/1224775369783435264>,
<https://twitter.com/evornithology/status/1245442530348589058>,
<https://twitter.com/evornithology/status/1245817707024592898>,
<https://twitter.com/evornithology/status/1248299465351536640>,
<https://twitter.com/evornithology/status/1250106987750318084>

What's the deal with birds? This magnificent scientific paper examines.

<https://theweek.com/speedreads/908969/whats-deal-birds-magnificent-scientific-paper-examines>

Hoax: a crazy hilarious paper in a predatory journal

<https://whyevolutionistrue.wordpress.com/2020/04/16/hoax-a-crazy-hilarious-paper-in-a-predatory-journal/>



Research Article

Copyright © All rights are reserved by Daniel T. Baldassarre

What's the Deal with Birds?

Daniel T. Baldassarre*

Department of Biological Sciences, SUNY Oswego, USA

***Corresponding author:** Daniel T. Baldassarre, Department of Biological Sciences, SUNY Oswego, Oswego, NY 13126, USA.

Received Date: March 25, 2020**Published Date:** April 01, 2020

Abstract

Many people wonder: what's the deal with birds? This is a common query. Birds are pretty weird. I mean, they have feathers. WTF? Most other animals don't have feathers. To investigate this issue, I looked at some birds. I looked at a woodpecker, a parrot, and a penguin. They were all pretty weird! In conclusion, we may never know the deal with birds, but further study is warranted.

Keywords: birds, ornithology, behavior, phenotype, WTF, genomics, climate change

Introduction

Birds are very strange. Some people are like "whoa they're flying around and stuff, what's the deal with that?" This sentiment is shared by people across socioeconomic backgrounds. Figuring out what the deal is with birds is of the utmost scientific importance. It is now widely appreciated that the majority of socially monogamous passerine species are weird [1]. In species with moderately high extra-pair mating and paternal care, we need to understand what is going on with them [2]. In territorial species, what are they even doing [3] and they do all sorts of weird stuff [4] (but see [5]). In addition, there is a rich body of literature on how birds – which are very strange feathered creatures [6] – can strengthen the pair bond and signal commitment, or directly guard against extra-pair copulations (EPCs) [7-9]. Despite these insights, the relative weirdness of birds as opposed to other animals is yet untested.

I set out to test these hypotheses by observing several bird species. Multiple species endemic to Australia with moderately high rates of extra-pair paternity (EPP, 56% of young in this population [10]). Males regularly foray onto neighboring territories to pursue and display to potential extra-pair females [11,12]. Thus, territorial males often encounter intruding rivals that elicit a multimodal behavioral response including physical aggression and song. I watched birds and tried to figure out what they were up to. I predicted that these birds would be pretty wild, but that I might be able to figure out what their deal is.

Material and Methods

Study species and general field methods

I looked at three different birds: a woodpecker, a parrot, and a penguin. I looked really close at them, squinting and everything, to try and figure out what was up with them. I conducted these experiments at our long-term study site in Samsonvale, Queensland (GPS = 27°16'S, 152°51'E). Detailed population monitoring and paternity assignment methods are described elsewhere [10]. Briefly, I watched them really close for quite a while [13-15]. To eliminate potential confounds, I thus conducted my experiments only on animals that I knew for sure were birds, and no other things like bugs and bats.

Detailed behavior analyses

There are two subspecies of birds that vary in plumage color and song characteristics [16-19]. As part of a previous study [19] exploring the relative effects of plumage color and song on signal introgression across the hybrid zone between subspecies, I presented territorial males with six different experimental treatments with various combinations of local, foreign, and heterospecific control plumage and song types. That was a lot of work, so I didn't want to do that again. I used principal components analysis (PCA) on the correlation matrix the behavioral responses to create two composite scores, one representing aggression

(hereafter Aggression PC1) and one representing duetting (hereafter Duet PC1, Table 1).

Table 1: Principal components analyses used to generate aggregate measures of weird birds and what their deal is.

	Weird birds	WTF
Eigenvalue	6.72	2.45
Percent variation	67.2	81.5
Time spent 10 m	0.35	-
Time spent 5 m	0.37	-
Time spent mount bush	0.36	-
Time spent 0.5 m	0.33	-
Time spent attacking	0.19	-
Latency to 10 m	-0.26	-
Latency to 5 m	-0.31	-
Latency to mount bush	-0.35	-
Latency to 0.5 m	-0.34	-
Latency to attack	-0.27	-
Total duets	-	0.56
Ratio duets: solos	-	0.59
Latency to duet	-	-0.58

Repeatability of weird behaviors

I used three subsets of the data to analyze repeatability in male response across the multiple trials. Because the PCA data were non-Gaussian, I calculated repeatability using an overdispersed binomial GLMM in the R v3.1.1 [20] package *rptR* [21]. First, I chose the subset of males that received all six treatments ($N = 44$ males, six trials per male), and calculated repeatability in aggression

and duetting. Then, because previous analyses revealed that male response was strongest to the local song type but did not differ between subspecies mount types [19], I calculated repeatability in aggression on the subset of trials where males received the local song and either the red or orange mount ($N = 51$ males, two trials per male). Finally, I estimated repeatability in duetting again, but only using the subset of trials with red or orange mount, local song, and the female present during the trial ($N = 18$ males, two trials per male). In sum, I estimated repeatability of aggression and duetting twice: once with a large dataset including responses to all six trials, some of which I *a priori* expected to elicit weak responses (e.g., trials with foreign song or heterospecific mount), and once with a narrower subset of the data including responses to two trials eliciting a stronger response, better representative of a typical territorial intrusion. Thus, I could determine whether aggression and duetting varied consistently among individuals in response to a wide array of territorial intrusions representing varied threat levels.

Correlations between bird appearance and weirdness

To explore the relationship between appearance and weirdness, I ran two binomial generalized linear models with a logit-link functions. To analyze weirdness, we used the proportion of weird behaviors as the response variable, and average Aggression PC1 and trial date as fixed effects. For this model, I used the two-trial dataset for males with at least one successful nest ($N = 35$). Similarly, I analyzed duetting using the same model, but with average Duet PC1 and trial date as fixed effects. For this model, I used the two-trial, female-present dataset for males with at least one successful nest ($N = 13$).

Results

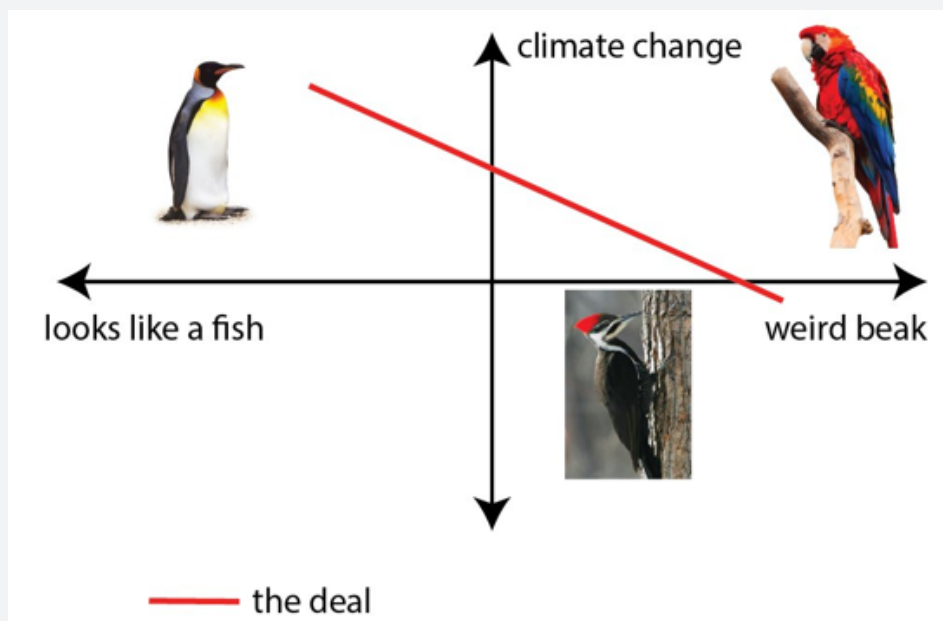


Figure 1: Relationships between climate change (a), looks like a fish (b), and weird beak. X-values were scaled between 0 and 1 for visualization purposes.

I have to admit, these birds were weird! I mean, the woodpecker was hopping around on a tree, smashing its bill into the wood. The parrot had a really big bill and was really noisy. And the penguin looked more like a fish! It was swimming around and diving under water! Both weirdness and bird appearance were significantly repeatable across the six- and two-trial datasets (Table 2). As expected, both were more repeatable when analyzed across the two trials expected to elicit strong, comparable responses, although confidence intervals for repeatability within the two datasets overlapped. There was no significant effect of Aggression PC1 on proportion of EPY in a male's nest (Estimate = -0.08, $z = -0.11$, $p = 0.91$, Figure 1a). In contrast, there was a significant negative relationship between Duet PC1 on proportion of EPY in a male's nest (Estimate = -4.44, $z = -2.37$, $p = 0.018$, Figure 1b). Trial date had no effect on either model (Figure 1).

Table 2: Repeatability of bird weirdness and behavior in both the six-trial (all combinations of mount and song types) and two-trial (red or orange mount and local song) datasets

Behavior	Dataset	R	95% CI	p
Aggression PC1	Six-trial	0.29	0.09 - 0.44	0.001
Aggression PC1	Two-trial	0.32	0.00 - 0.61	0.001
Duet PC1	Six-trial	0.24	0.00 - 0.47	0.001
Duet PC1	Two-trial	0.29	0.00 - 0.72	0.03

Discussion

This is the first study I am aware of to attempt to quantify the deal with birds. Unfortunately, the results were ambiguous, although Bayesian approaches may prove useful in the future. This study has implications for climate change research. When presented with weird behavior, birds exhibited a multimodal response including physical aggression and duetting, both of which were repeatable across highly variable contexts. Even when including behavioral responses to heterospecific mounts and songs, which elicited relatively weak responses [19], repeatability in both behaviors was significant. This pattern suggests that although males modify their aggressive and vocal responses to intrusions representing varying threat levels, there are consistent among-individual differences in both of these behaviors (i.e., personality [22-24]). The repeatable nature of these behaviors suggests that they serve an important function, and here we examined the possibility that they are part of a behavioral strategy to ensure paternity.

Aggression did not have a significant effect on cuckoldry rate (Figure 1a), suggesting that more aggressive males are not successful at deterring rivals from intruding on their territories in search of EPCs. Alternatively, despite the fact that males are often observed foraging during the day, EPCs are rarely observed [11,12], and may occur pre-dawn, as has been observed in other fairy-wrens [25,26]. In this scenario, even if aggressive males successfully deter intruders, the resident female may still have the opportunity to evaluate the potential extra-pair mate, and copulate with him later. Aggression in this species may be more effective at defending

resources on the territory other than a male's mate, or may simply serve to maintain territory boundaries.

In contrast to the lack of relationship between aggression and cuckoldry rate, males with a faster and stronger duet response were cuckolded significantly less by their social mates (Figure 1b). There are several potential mechanisms by which a strong duet response could help ensure male paternity. First, under the acoustic mate-guarding scenario, a male with a stronger duet response may be more effective at masking the acoustic signal of his mate that would otherwise attract a potential extra-pair male. Unfortunately, we cannot definitively test this hypothesis because we have limited data on whether duets were initiated by females and joined by males, as would be predicted. Additionally, previous work on another population of RBFW failed to support acoustic mate-guarding, as males did not duet more during the fertile period [27] or in response to male song [28]. Another possibility is that duetting is a general "keep out" signal in territory defense, and that duetting repels intruding males so they cannot court or copulate with the resident female. However, previous work revealed that duetting occurs more frequently in the pre-breeding stage, suggesting that it functions mostly to establish and maintain the territory rather than deter intruding males per se [27, 28]. A final possibility is that duetting signals a strong pair bond, thus reducing the likelihood that a female would cuckold her mate. This phenomenon has been demonstrated in species such as Australian magpie-larks [29,30] and Costa Rican plain wrens [31]. Importantly, these hypotheses are not mutually exclusive, and duetting may serve multiple functions in the same species. In RBFW, there is strong support for territory establishment and defense, but the results presented here suggest that duetting also influences cuckoldry rates. More detailed observations of which pair member initiates a duet, and how answer rates affect cuckoldry are necessary to tease apart the various mechanisms discussed here, and are forthcoming [32].

Ethics

All work was conducted with approval from appropriate animal ethics and permitting agencies (Cornell University IACUC #0105, James Cook University Ethics Approval #A1340, Queensland Scientific Purposes Permit #WISP07773610).

Data Accessibility

All data associated with this project are archived at Dryad.

Funding

Funding and equipment were provided by anonymous donations.

Conflict

No conflict

Acknowledgements

We thank Big Bird from Sesame Street for comments on the manuscript. Several trained monkeys transcribed videos.

References

- Griffith S C, Owens I P F, Thuman K A (2002) Extra pair paternity in birds: a review of interspecific variation and adaptive function. *Molecular Ecology* 11: 2195-2212.
- Kokko H, Morrell L J (2005) Mate guarding, male attractiveness, and paternity under social monogamy. *Behavioral Ecology* 16: 724-731.
- Mays H L, Hopper K R (2004) Differential responses of yellow-breasted chats, *Icteria virens*, to male and female conspecific model presentations. *Animal Behaviour* 67: 21-26.
- Raouf S A, Parker P G, Ketterson E D, Nolan V, Ziegenfuss, C (1997) Testosterone affects reproductive success by influencing extra-pair fertilizations in male dark-eyed juncos (*Aves: Junco hyemalis*). *Proc. Roy. Soc. B* 264: 1599-1603.
- Duckworth R A (2006) Behavioral correlations across breeding contexts provide a mechanism for a cost of aggression. *Behavioral Ecology* 17: 1011-1019.
- Farabaugh S M (1982) The ecological and social significance of duetting. In *Acoustic communication in birds*. D. E. Kroodsma, D. H. Miller (Eds.), New York, pp. 85-124.
- Hall M L (2004) A review of hypotheses for the functions of avian duetting. *Behav Ecol Sociobiol* 55: 415-430.
- Hall M L (2009) A review of vocal duetting in birds. In *Advances in the Study of Behavior*. M. Naguib, V. M. Janik (Eds.), Academic Press, Burlington, USA, pp. 67-121.
- Dahlin C R, Benedict L (2014) Angry birds need not apply: a perspective on the flexible form and multifunctionality of avian vocal duets. *Ethology* 120: 1-10.
- Baldassarre D T, Webster M S (2013) Experimental evidence that extra-pair mating drives asymmetrical introgression of a sexual trait. *Proc. Roy. Soc. B*. 280: 20132175.
- Karubian J (2002) Costs and benefits of variable breeding plumage in the red-backed fairy-wren. *Evolution* 56: 1673-1682.
- Potticary A L, Dowling J L, Barron D G, Baldassarre D T, Webster M S (2016) In review: Subtle benefits of cooperation to breeding males of the red-backed fairy-wren. *The Auk* 133(2): 286-297.
- Webster M S, Varian C W, Karubian J (2008) Plumage color and reproduction in the red-backed fairy-wren: Why be a dull breeder? *Behavioral Ecology* 19(3): 517-524.
- Karubian, J, Sillett T S, Webster M S (2008) The effects of delayed plumage maturation on aggression and survival in male red-backed fairy-wrens. *Behavioral Ecology* 19(3): 508-516.
- Rowley I, Russell E M (1997) *Fairy-wrens and grasswrens: Maluridae*. Oxford University Press, Oxford and New York, USA.
- Baldassarre D T, Thomassen H A, Karubian J, Webster M S (2013) The role of ecological variation in driving divergence of sexual and non-sexual traits in the red-backed fairy-wren (*Malurus melanocephalus*). *BMC Evolutionary Biology* 13: 75.
- Greig E I, Webster M S (2013) Spatial decoupling of song and plumage generates novel phenotypes between 2 avian subspecies. *Behavioral Ecology* 24: 1004-1013.
- Baldassarre D T, White T A, Karubian J, Webster M S (2014) Genomic and morphological analysis of a semipermeable avian hybrid zone suggests asymmetrical introgression of a sexual signal. *Evolution* 68, 2644-2657.
- Greig E I, Baldassarre D T, Webster M S (2015) Differential rates of phenotypic introgression are associated with male behavioral responses to multiple signals. *Evolution* 69: 2602-2612.
- R Core Team (2014) R: a language and environment for statistical computing.
- Nakagawa S, Schielzeth H (2010) Repeatability for Gaussian and non-Gaussian data: a practical guide for biologists. *Biological Reviews* 85: 935-956.
- Sih A, Bell A, Johnson J C (2004) Behavioral syndromes: an ecological and evolutionary overview. *TREE* 19: 372-378.
- Wolf M & Weissing F J (2012) Animal personalities: consequences for ecology and evolution. *TREE* 27: 452-461.
- Dall S R X, Bell A M, Bolnick, D I, Ratnieks F L W (2012) An evolutionary ecology of individual differences. *Ecology Letters* 15: 1189-1198.
- Double M, Cockburn A (2000) Pre-dawn infidelity: females control extra-pair mating in superb fairy-wrens. *Proc. Roy. Soc. B* 267: 465-470.
- Cockburn A, Dalziel A H, Blackmore C J, Double M C, Kokko H (2009) Superb fairy-wren males aggregate into hidden leks to solicit extragroup fertilizations before dawn. *Behavioral Ecology* 20: 501-510.
- Dowling J L, Webster M S (2013) The form and function of duets and choruses in Red-backed Fairy-wrens. *EMU* 113: 282-293.
- Dowling J, & Webster M S (2015) An experimental test of duet function in a fairy-wren (*Malurus*) with moderate cuckoldry rates. *Behavioral Ecology*, p. 1-9.
- Hall M L (2006) Convergent vocal strategies of males and females are consistent with a cooperative function of duetting in Australian magpie-larks. *Behaviour* 143: 425-449.
- Hall M L, Magrath R D (2007) Temporal coordination signals coalition quality. *Current Biology* 17: R406-R407.
- Rivera Cáceres K D (2015) Plain wrens *Cantorchilus modestus zeledoni* adjust their singing tempo based on self and partner's cues to perform precisely coordinated duets. *Journal of Avian Biology* 46: 361-368.
- Dowling J L, Mathers Winn C, Baldassarre D T, Greig E I, Webster M S, In prep: Red-backed fairy-wrens use vocal negotiations to maintain within-pair paternity.

The misinformation pandemic

August 2020

Most hoaxes in this volume were pulled by people who were concerned that poor journals with inadequate peer review could be used to push out potentially harmful information. In 2020, these warnings were borne out more clearly than before.

2020 saw two global pandemics: the coronavirus SARS-CoV-2, which caused COVID-19, and misinformation about COVID-19. The urgency of fighting this new disease resulted in many armchair speculations about epidemiology from people who probably did not know what the word meant the year before. Conspiracy theories abounded on social media.

On top of non-scientists pushing their strange ideas, working scientists sometimes contributed to the confusion. Didier Raoult promoted a treatment for COVID-19, hydroxychloroquine, that was picked up by politicians and media and relentlessly promoted for months, even as evidence kept rolling in that it was not a cure.

Physician Violaine Guérin and politician Martine Wonner - a member of France's National Assembly -- promoted Raoult's ideas, getting substantial media attention in the process. Guérin's position was summed up as "Let the doctors prescribe." Guérin, Wonner, and colleagues then co-authored a paper in *Asian Journal of Medicine and Health*. Guérin claimed this was necessary because hydroxychloroquine were being blocked from publication. Wonner said she had as much confidence in the journal's peer review as she would have if it had been published in *The Lancet*.

For active researchers, this was obviously an epic case of false equivalence, like using the word "injury" to describe both a scratch and falling on exploding grenade.

An ad hoc collective coalesced on Twitter to show that the *Asian Journal of Medicine and Health* was, in point of fact, different from *The Lancet*. They bet that the *Asian Journal of Medicine and Health* would publish

anything. The paper parodied hydroxychloroquine as a treatment by suggesting the drug could prevent injuries from push-scooters. The acknowledgments even credit Didier Raoult, “with or without whom we would be nothing.”

As with many hoax papers, there is no effort to conceal the paper is not real. Co-author MimiRyudo wrote the goal was that everything in the paper must be ridiculous. The first thing after the title is a dick joke (albeit a subtle one): the first author is listed as Willard Oodendijk, or W. Oodendijk for short.

Resources

Le meilleur article de tous les temps (Roughly translated, “The best paper of all time”) <http://www.mimiryudo.com/blog/2020/08/le-meilleur-article-de-tous-les-temps/>

"Il faut être vigilant pour ne pas se faire piéger" : comment les "revues prédatrices" parasitent les études scientifiques (Roughly translated, “We must be vigilant not to get trapped”: how “predatory journals” parasitize scientific studies)

https://www.francetvinfo.fr/sante/maladie/coronavirus/il-faut-etre-vigilant-pour-ne-pas-se-faire-pieger-comment-les-revues-predatrices-parasitent-les-etudes-scientifiques_4057529.html

Michaël on Twitter

<https://twitter.com/mimiryudo/status/1294600748630708224>

Mathieu M.J.E. Rebeaud on Twitter

https://twitter.com/damkyan_omega/status/1294598680314609664

FX Coudert on Twitter

<https://twitter.com/fxcoudert/status/1294183286923821057> (thread containing peer reviews of Guerin et al. paper)

<https://twitter.com/fxcoudert/status/1294599519263481858>,

<https://twitter.com/fxcoudert/status/1294600128817434624>,

<https://twitter.com/fxcoudert/status/1294600606657716224>,

<https://twitter.com/fxcoudert/status/1294601337813041157>

4B - Bayes Based Bias Billy on Twitter

<https://twitter.com/Pandarcher/status/1294631201093943301>

He was a science star. Then he promoted a questionable cure for Covid-19. <https://www.nytimes.com/2020/05/12/magazine/didier-raoult-hydroxychloroquine.html>

Hydroxychloroquine: Europe turns away from doctor who championed drug with 'irresponsible' study

<https://www.forbes.com/sites/alexledsom/2020/07/19/hydroxychloroquine-europe-turns-away-from-doctor-who-championed-drug-with-irresponsible-study/>



SARS-CoV-2 was Unexpectedly Deadlier than Push-scooters: Could Hydroxychloroquine be the Unique Solution?

**Willard Oodendijk^{1*}, Michaël Rochoy², Valentin Ruggeri³, Florian Cova⁴,
Didier Lembrouille⁵, Sylvano Trottinetta⁶, Otter F. Hantome⁷,
Nemo Macron⁸ and Manis Javanica⁹**

¹Belgian Institute of Technology and Education (BITE), Couillet, Belgium.

²General Practitioner and Independent Seeker of Science, Ankh, Morpork, France.

³Observatoire de Zététique, Grenoble, France.

⁴Institute for Quick and Dirty Science, Neuchâtel, Switzerland.

⁵Département de Médecine Nucléaire Compliant de la SFR, île de Guyane, France.

⁶Collectif Laissons les Vendeurs de Trottinette Prescrire, France.

⁷University of Melon, Melon, France.

⁸Palais de l'Élysée, Paris, France.

⁹Institute of Chiropteran Studies, East Timor.

Authors' contributions

This work was carried out in collaboration among all authors. Author WO launched idea on Twitter, added some sentences, submitted the paper, corresponded with the kind publisher. Author MR launched MP group on Twitter and Google Docs, performed study 1, added some sentences here and there, responded to reviewers. Author VR needed SIGAPS points, did the minimum. Found a beautiful picture for figure 3. Author FC wrote a lot of sentences but didn't need too many SIGAPS points, so fourth place was not as bad. Also, performed Study 3 in his head (philosophers are good at thought-experiments). Author DL was on holidays and added his name at the last time. Author ST wrote nothing but provided the push-scooters and did the outside job. Author ÖFH did nothing but is a very good friend of us; he helped us get some administrative paperwork. Author NM said "waouf" when the authors started to doubt (doubts are common in science, don't let them win you over, believe in yourself and what you do, don't let anyone distract you from the truth you know). Author MJ wrote sentences and said that the last place will be "enough for him". He does it every time, and it works pretty well on interns, we have to admit. All authors read and approved the final manuscript.

Article Information

DOI: 10.9734/AJMAH/2020/v18i930232

Editor(s):

(1) Dr. Nicolas Padilla-Raygoza, University of Celaya, Mexico.

(2) Dr. Janvier Gasana, International University, USA.

(3) Dr. Ashish Anand, GV Montgomery Veteran Affairs Medical Center, USA.

Reviewers:

(1) S. Danish Kadir, University of Texas Rio Grande Valley, USA.

(2) Maria del Carmen Marquett, Institute of Tropical Medicine Pedro Kouri, Cuba.

(3) Ahmed Abdullah Khalleefah, Tripoli University, Libya.

Complete Peer review History: <http://www.sdiarticle4.com/review-history/60013>

Original Research Article

Received 24 July 2020
Accepted 11 August 2020
Published 15 August 2020

ABSTRACT

Background: YouTube™ and Dropbox© studies have warned against the deadly potential of push-scooters.

Aims: Through three studies, we evaluate the potential of a combination of hydroxychloroquine and azithromycin for preventing push-scooter accidents.

Study Design: Studies 1 and 2 are retrospective observational studies in which we rely on archival data to explore the relationship between push-scooters accidents (PSA) and usage of hydroxychloroquine plus azithromycin (HCQ + AZT) in France in 2020 and 2019 respectively (7 participants). Study 3 is a partly randomized clinical trial (pRCT), retrospective, in which the use of HCQ + AZT for preventing PSA was assessed in a radically “direct” way (6 participants).

Place and Duration of Study: Studies 1 and 2 were conducted in the authors’ office chair (Ikea) in France (multicentric), on July 20th, 2020. Study 3 was conducted in the parking lot of an abandoned factory (Montcuq, Occitan region, France).

Methodology: For Studies 1 and 2, we used data from OpenMEDIC to determine usage of hydroxychloroquine in France in 2020 and Google Actuality to determine the rate of PSA in France in 2020. For Study 3, we adopted an experimental approach and had participants exposed to HCQ + AZ (treatment group) or homeopathy (control group) before having them perform a standard push-scooter exercise. Advanced statistical models were used to assess the prophylactic effect of the HCQ + AZT combination on PSA.

Results: Wide use of hydroxychloroquine is strongly associated with a very low level of PSA, both in time (2020 VS 2019) and in space (Marseille, Bouches-du-Rhône versus the rest of France). Moreover, the results of our retrospective pRCT prove without any doubt that prophylactic use of a HCQ + AZT combination helped to prevent PSA.

Conclusion: The HCQ + AZT combo should urgently be used in prevention of PSA all around the world.

Keywords: Hydroxychloroquine; azithromycin; zinc; soup; COVID-19; motion sickness; push-scooters.

ACRONYMS

HCQ : Hydroxychloroquine
AZT : Azithromycin
PSA : Push-scooters Accidents

1. INTRODUCTION

As the number of push-scooters has been rising in France, so has the number of push-scooters accidents. Some of these accidents have proven to be deadly and previous YouTube™ and Dropbox© studies have warned against the deadly potential of push-scooters [1]. For a comparison, only three Chinese people had died from the novel coronavirus SARS-CoV-2 at the end of 2019 [2]. It is therefore important to reflect on the use of push-scooters through an accurate and ethical cost-benefit analysis.

Use and promotion of push-scooters have been advocated on the basis that they would contribute to the reduction and slowing of global warming. In fact, the French scientific elite has been working on the subject and has recently argued that there was no proof of global warming, as he could not see the ice cap melt on

his computer [3]. So, even if global warming was real, there are serious reasons to think that France is not affected, as global warming clearly stopped at the closed border [4]. Unfortunately, the debate is being polluted by bots, trolls and so-called experts funded by Big Trotinette to spread misinformation. Indeed, an independent study (in press on the third author’s Google Drive®) found a positive correlation between experts’ positive advocacy of push-scooters and the amount of money they received from Decathlon® ($r = 3.14$). The fact that push-scooters is now a ‘generic’ means of locomotion that can be produced by anyone for a cheap price might lead people to the conclusion that no private interest is involved, but we’re not fooled, we know the truth [5]. So, it is important to diminish the increasing number of push-scooter drivers who are sacrificed on a daily basis.

In the present paper, we investigate an unexpected way of mitigating the death toll of the push-scooter craze: a combination of hydroxychloroquine and azithromycin (zinc can be added to improve the flavor, but is only necessary if the study fails to provide any significant effect). We combine two observational

studies (Study 1) and one randomized clinical trial (Study 3) to justify our hypothesis that HCQ + AZT is the key to all world's problems (see second author's personal diary for an application to the Israel-Palestine problem). Indeed, association of hydroxychloroquine and azithromycin was proposed in a brilliant paper to treat the novel coronavirus disease (later named COVID-19), with a spectacular effect [6]. It is obvious that the use of an antibiotic in viral infection could not cause antimicrobial resistance (because of the absence of bacteria), so that's not a problem in our study; plus, these treatments are old (first mentioned two millenaries ago by Galen in *De Remediis Parabilibus*, as an extract of *Cinchona officinalis*), absolutely safe (some adverse effect are possible - the Summaries of Product Characteristics are as much a lie as the cake) and inexpensive (\$400 per ton [7]), so we need to test them [8]. In 2019, hydroxychloroquine was given for rheumatoid arthritis, lupus erythematosus (discoïd and subacute), systemic lupus and lucites; since 2020, it was given since March 2020, it's given because we have to let doctors prescribe what they want, damn it! Given the obvious similarities between COVID-19 and push-scooters accidents (i.e. both can have deadly outcomes in which the patient might even die), it seemed natural to expand the use of HCQ + AZT to push-scooters accidents (henceforth: PSA), even if no *in-vitro* study ever found an effect of HCQ on PSA.

2. MATERIALS AND METHODS

2.1 Study 1 – Relationship between the Use of HCQ + AZT and Frequency of PSA in France in 2020

Our objective was to evaluate the relationship between PSA and usage of hydroxychloroquine (HCQ) in France in 2020.

The computers and the Internet services were provided by the authors or by private institutions exclusively. The state of public research in France is not really compatible with the purchase of equipment quickly (except after justifying needs with the help of twelve forms, a photocopy of the rental lease of your student room from 18 to 25 years old and your car registration, in 3 copies). We used data from OpenMEDIC (<https://www.data.gouv.fr/fr/datasets/open-medic-base-complete-sur-les-depenses-de-medicaments-interregimes/>) to determine usage of hydroxychloroquine in France in 2020. We

used Google Actuality to determine the rate of PSA in French press in 2020 (query equation: "accidents de trottinette"). We have not classified the accidents by type, date or anything else, essentially by laziness.

2.2 Study 2 – Use of HCQ + AZT and PSA before 2020

Study 2 was excluded from analysis and from this paper, as it did not provide informative results (i.e. the results we wanted).

2.3 Study 3 – Use of HCQ + AZT in Prophylaxis against PSA

In Study 3, we tested the efficiency of our protocol in the prevention of PSA: HCQ + AZT (or spiramycin or nothing) +/- Zinc (or Magnesium or a teaspoon of Benco (C or R in a circle, or maybe TM) +/- Vitamin D (or Selenium). We have sometimes added apples, as their therapeutic effectiveness is popularly recognized [9]. This study was supported by the "Laissons les Vendeurs de Trottinette Prescrire" Collectif, the National Assembly and the Independent Push-Scooter Salesmen's Pension Fund.

2.3.1 Participants

Two groups of volunteers (friends and relatives of the authors) were constituted. Push-scooters were invented in 1960; some researchers says 1930, but it wasn't born at that time, so it doesn't know. So, all participants with age > 60 (born before 1960) were placed in the control group ($M_{age} = 75.09$, $SD_{age} = 5.21$). Apart from that, the assignment to either condition was random -- we swear it on the "*La vérité sur la maladie de Lyme*" book.

In a pre-test phase, we asked each participant in the treatment group to roll 500m in a straight line on a push-scooter. Participants who fell or died during the pre-test were reallocated to our control group (two falls, one death). Thus, we were left with six volunteers in our treatment group ($M_{age} = 13.13$, $SD_{age} = 1.11$).

2.3.2 Justification for sample size and analysis plan

Following the methodological rule according to which the smaller the sample, the higher the statistical significance [9], we decided to stop recruitment as soon as a significant effect at 84% was detected.

2.3.3 Method

Participants in both groups were asked to go down a 45° slope with a steep brick wall at the end on a push-scooter. They were instructed to go as fast as possible and brake at the last moment before hitting the brick wall. To reinforce ecological validity, sounds of cars and insults from other push-scooter drivers were broadcasted from the experimenters' phones (sounds were recorded in Paris prior to lockdown) [10]. Due to limited resources and fundings, only two push-scooters (one very old, one brand new) were available. The old, rusty push-scooter was randomly attributed to participants in the control group. It should be noted that the brand new push-scooter was in zinc, which might have contributed to potentialize the HCQ + AZ combination.

This study was retrospective, which is why we did not need an opinion from the ethics committee.

3. RESULTS

3.1 Study 1 – Relationship between the Use of HCQ + AZT and Frequency of PSA in France in 2020

On Google Actuality (page 1), we noted 1 PSA on 20th July (Val d'Oise), 1 on 20th October 2019 (Bordeaux), 2 on 2th and 22th september 2019 (Reims and Levallois-Perret), 1 on 26th april 2020 (Nord-sur-Edre), 1 on 2th december 2019 (Nancy) and 1 on 20th january 2020 (Villefranche-sur-Saône).

As our results didn't find PSA in March 2020, we concluded that hydroxychloroquine was an effective preventive therapy for PSA with a RR = 0 ($p < 0.0001$).

We only consulted page 1 of Google Actuality: following the methodological rule according to which the smaller the sample, the higher the significance [11], we decided to stop recruitment as soon as we found a significant effect.

In order to increase sensibility and specificity, we decided to run additional, exploratory analyses and searched another figure in Google Images about PSA (query equation: "accidents de trottinette") and found this one, which seems in favor of our initial idea about the subject, so we

performed a graph extraction procedure using Windows' "Ctrl-C Ctrl-V" command [9] (Fig. 2).

As suggested by our reviewer, we could highlighted that due to the home confinement suggested by the WHO for the Covid 19 contingency, a decrease in the circulation of push-scooters can be inferred at the time of 2020 compared to that of 2019, which may be a factor to take into account to say that there is a decrease in accidents.

Adherence of azithromycin was not studied.

3.2 Study 3 – Use of HCQ + AZT in Prophylaxis against PSA

In the treatment group, only 1 of the six participants died during the experiment (though there were a total of three non-deadly accidents). However, death was suspicious as it intervened before participants went down the slope, at the moment he received instructions from the experimenter. According to the coroner, he might have died from a heart problem caused by the treatment. However, as he was very young, we ruled this out as improbable, because hydroxychloroquine is a really safe medication [12]. So, we decided not to count him as a death and rather excluded him from analysis; we counted him as having voluntarily decided to discontinue the treatment.

In the control group, two participants out of four died from an accident (a whopping 50%, the two other participants survived without accident). After several attempts, we were able to find a test that returned a significant effect – paired one-tailed Student t-test: $t(3) = 1.73$, $p < .10$. This suggests that HCQ + AZT was effective and had a stupefying effect in preventing push-scooters accidents. However, because a bunch of petainists methodologists refused to consider our result as significant because it did not reach their completely arbitrary significance threshold, we decided to perform further analyses. Indeed, these are not the international standards, but they are the new standards in France. We realized that oxygen saturation might be a good clinical indicator of mortality (after all, dead people typically do not breathe) – maybe even better than death itself. We thus went back to our participants to measure their oxygen saturation levels (after taking down their surgical mask, to avoid confounds). We did not receive official authorization to dig up the corpses of dead

participants; we did try to dig them up anyway, but the cemetery keeper could no longer find the register of graves, and unfortunately we did not have the necessary material for several blind desecrations. So, we decided to just assume that their transcutaneous oxygen saturation levels were 0%. This analysis returned a “significant” effect – chi-square test: $\chi^2_{square} = 4.5, p < .04$.

4. DISCUSSION

Given the alarmist comments of some people who have not looked at the level of the ice pack

on Google Earth by themselves, there is a risk that they will continue to abandon real means of transport and continue to use push-scooters. So, we can certainly expect an increase of the number of push-scooter users, of deaths and injuries [7].

Iodized salt (table salt mixed with iodine) is a well-known preventive method against iodine deficiency (major cause of thyroid affections and intellectual and developmental disabilities) [13], and we suggest that hydroxychloroquine could in the same way be added to table salt in order to

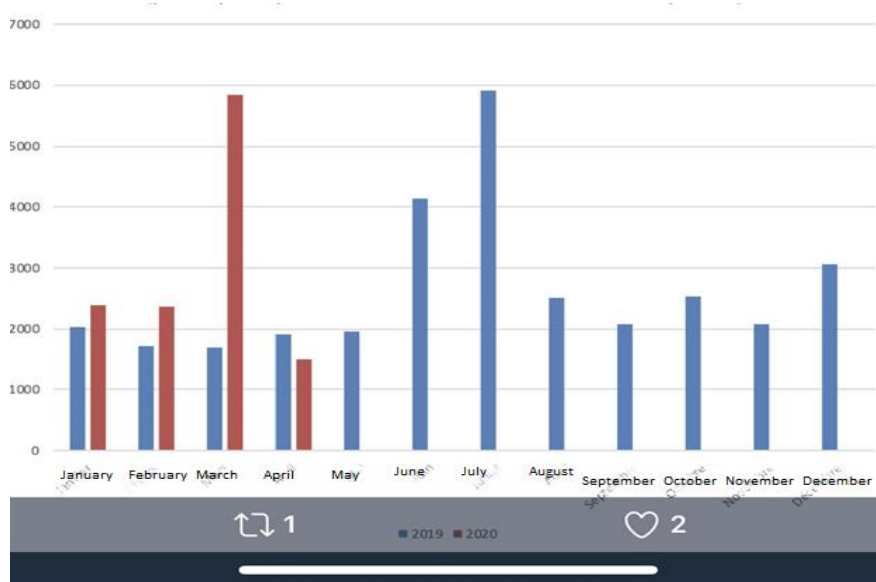


Fig. 1. Number of boxes of hydroxychloroquine reimbursed in the country of Voltaire and Molière (non-exhaustive list of the French elite) in 2019 and 2020

French City (France)	Killed and injured people with push-scooter or roller	Evolution 2016-2017
1 st Paris	49	+ 19,51 %
2 nd Seine-Saint-Denis	33	+ 50 %
3 th Hauts-de-Seine	26	+ 13,04 %
4 th Rhône	23	+ 21,05 %
5 th Val-de-Marne	20	- 25,93 %
6 th Nord	9	+ 28,57 %
7 th Essonne	9	- 10 %
8 th Bouches-du-Rhône	8	+ 60 %
9 th Seine-et-Marne	6	+ 200 %
10 th Val-d'Oise	6	0 %

Fig. 2. PSA in France (deaths plus injuries). Note the low level of accidents in Bouches-du-Rhône, where hydroxychloroquine was always widely used for malaria control (Courtesy of Google Images). Translation by authors due to editorial exigencies

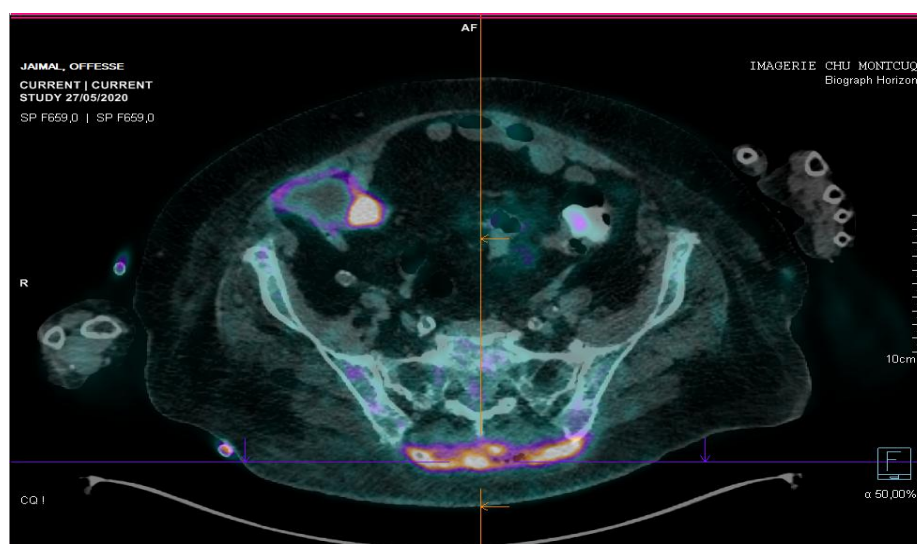


Fig. 3. H type sacral fracture in a 40-years-old female after a push-scooter accident, during COVID-19 pandemia, in Vigneulles-lès-Hattonchâtel, Meuse, France (PET/CT acquisition two days after the trauma). HCQ + AZT was unfortunately not used in this patient, due to location (not Marseille)

prevent both COVID-19 and push-scooter accidents. The pathophysiology of the protective effect of hydroxychloroquine remains to be clarified, but the urgency seems first to prescribe widely. That will save millions of lives in the world according to our study and other studies [14]. We received the President of the Republic to discuss the results in preview and he was thrilled; following our interview, in his Churchillian televised speech, he insisted that all avenues for preventing scooter accidents be explored.

5. CONCLUSION

In our study, hydroxychloroquine was associated with lower odds of push-scooters accidents. It is urgent to prescribe hydroxychloroquine for all push-scooters users.

Can we publish anything right now? I think that the question, it is quickly answered, and peer-review has never been a scientific method anyway [15].

Further research is needed, especially randomized controlled trials as it was performed for parachutes in aircraft injuries [16]. Obviously, a preprint of an observational study combined with an underpowered CRT will be enough to provide guidelines until that.

Hydroxychloroquine is a cheap, devilishly effective molecule with a higher level of safety

than many other drugs. We need to use it more, everywhere, all the time, all around the world. Because hydroxychloroquine is the hero the world deserves, but not the one it needs right now. So the detractors will hunt it. Because hydroxychloroquine can take it. Because it's not our hero. It's a silent guardian, a watchful protector. A dark knight.

Otherwise, the adjunction of zinc [17], ivermectin [18] or any other drug [19] to the association HCQ + AZT should be considered. As the great French scientist Jean-Claude Dusse once said: "you never know, on a misunderstanding, it might work" [20].

DISCLAIMER

The products used for this research are commonly and predominantly use products in our area of research and country. There is absolutely no conflict of interest between the authors and producers of the products because we do not intend to use these products as an avenue for any litigation but for the advancement of knowledge. Also, the research was not funded by the producing company rather it was funded by personal efforts of the authors.

CONSENT

It is not applicable.

ETHICAL APPROVAL

The authors want to mention that the ethics committee that gave retrospective approval for this study was independent; the authors and their colleagues usually participate, but in accordance with the Helsinki rules, they did not take part in the processing of the present submission.

ACKNOWLEDGEMENTS

Hervé de Maisonneuve for his fight against predatory magazines and his daily struggle for good French science. That's probably the only serious sentence in all this (not counting this one, we don't want to risk a paradox).

Violaine Guérin, Martine Wonner and their team, who paid 55 bucks to be published here, thereby allowing us to discover new scientific journals, and to have a lot of fun.

Joachim Son-Forget, Member of Parliament, who taught us that linear regression starts from 3 points; we soon hope to push the limits and reach the purity of linear regression at 1 point.

Idriss Aberkane for his disruptive contribution to world epistemology.

Obviously, Didier Raoult, with or without whom we would be nothing.

COMPETING INTERESTS

Authors have declared that no competing interests exist.

REFERENCES

1. Raoult D. Coronavirus: fewer deaths than from push-scooter accidents. International IHU Channel of YouTube; 2020. Available: <https://www.mediterranee-infection.com/coronavirus-moins-de-morts-que-par-accident-de-trottinette/>
2. Raoult D. Coronavirus in China: should we be concerned? International IHU Channel of YouTube; 2020. Available on: <https://www.youtube.com/watch?v=qoBoryHuZ6E>
3. Raoult D. This whole thing's gonna end up like contaminated blood. International J of L'Obs; 2020. Available: <https://www.nouvelobs.com/coronavirus-de-wuhan/20200430.OBS28205/didier-raoult-toute-cette-histoire-va-finir-comme-le-sang-contamine.html>
4. Bègue L, Bushman BJ, Zerhouni O, Subra B, Ourabah M. 'Beauty is in the eye of the beer holder': people who think they are drunk also think they are attractive. Br J Psychol. 2013;104(2):225-34.
5. Mitchell MA, Wartinger DD. Validation of a Functional Pyelocalyceal Renal Model for the Evaluation of Renal Calculi Passage While Riding a Roller Coaster. J Am Osteopath Assoc. 2016;116(10):647-52.
6. Gautret P, Lagier JC, Parola P, et al. Hydroxychloroquine and azithromycin as a treatment of COVID-19: results of an open-label non-randomized clinical trial. Int J Antimicrob Agents. 2020:105949.
7. Rochoy M, Lembrouille D, Trottinetta S, Hantome ÖF, Oodendijk W, Macron N, Ruggeri V, Javanica M, Cova F. Picsou doit-il être intégré dans le canon Disney ? Picsou Mag. 2019;7(11):12-12.
8. Sigaps Max. I love the smell of hydroxychloroquine in the morning. Inter J of Secret Agents. 1979;4(8):1516-2342
9. Roberts TL. Text editors. Handbook of human-computer interaction. 1988;655-672.
10. Zaresakhvidi MJ, Zaresakhvidi F, Mehrparvar AH, Foraster M, Dadvand P. Association between noise exposure and diabetes: A systematic review and meta-analysis. Environ Res. 2018;166:647-657.
11. Raoult D. Trust me, I'm the elite and I know the rules of statistics to make your life easier. Useless Commission of National Assembly; 2020. Available: https://www.liberation.fr/checknews/2020/06/28/plus-l-echantillon-d-un-essai-clinique-est-faible-plus-c-est-significatif-que-veut-dire-didier-raoul_1792554
12. Guérin V. et al. Retrospective study in 88 subjects with 3 different therapeutic approaches. International Dropbox of the Authors; 2020. Available: [https://www.lequotidiendumedecin.fr/cdn/ff/0M-fxVP3K4HEwIQRjWQ3eEiqAiOm7vC4Sf2WlIf3IGA/1588579686/public/2020-05/COVID_19_RAPPORT_ETUDE_RETROSPECTIVE_CLINIQUE_ET_THERAPEUTIQUE_200430\[72626\].pdf](https://www.lequotidiendumedecin.fr/cdn/ff/0M-fxVP3K4HEwIQRjWQ3eEiqAiOm7vC4Sf2WlIf3IGA/1588579686/public/2020-05/COVID_19_RAPPORT_ETUDE_RETROSPECTIVE_CLINIQUE_ET_THERAPEUTIQUE_200430[72626].pdf)
14. Gallus S, Bosetti C, Negri E, et al. Does pizza protect against cancer? Int J Cancer. 2003;107(2):283-4.

15. Guérin V, Lévy P, Thomas JL, Lardenois T, Lacrosse P, Sarrazin E, Andreis NR-de, Wonner M. Azithromycin and Hydroxychloroquine Accelerate Recovery of Outpatients with Mild/Moderate COVID-19. Asian Journal of Medicine and Health. 2020;18(7):45-55.
16. Aberkane I. Raoult est encore un héros. Interregional Journal of Noopolitics; 2020. Available:<https://www.youtube.com/watch?v=s4lF9ExiR8s>
17. Parachute use to prevent death and major trauma when jumping from aircraft: randomized controlled trial. BMJ. 2018;363:k5343.
18. Shittu MO, Afolami OI. Improving the efficacy of Chloroquine and Hydroxychloroquine against SARS-CoV-2 may require Zinc additives - A better synergy for future COVID-19 clinical trials. Infez Med. 2020;28(2):192-197.
19. Cova F, Javanica M, Oodendijk W, Rochoy M, Macron N, Ruggeri V, Lembrouille D, Trotinetta S, Hantome ÖF. An apple a day keeps the doctor away. Pommed'Api. 1985;2(22):225-32.
20. Rizzo E. Ivermectin, antiviral properties and COVID-19: a possible new mechanism of action. NaunynSchmiedeberg's Arch Pharmacol. 2020;393(7):1153-1156.

© 2020 Oodendijk et al.; This is an Open Access article distributed under the terms of the Creative Commons Attribution License (<http://creativecommons.org/licenses/by/4.0>), which permits unrestricted use, distribution, and reproduction in any medium, provided the original work is properly cited.

Peer-review history:
The peer review history for this paper can be accessed here:
<http://www.sdiarticle4.com/review-history/60013>

Analysis

How much harm is done by predatory journals?

(The following essay is based on a blog post written in April 2015. <http://neurodojo.blogspot.com/2015/04/how-much-harm-is-done-by-predatory.html>)

One editorial calls predatory journals “publication pollution.” To listen to some talk about publishing in predatory journals, you could be forgiven for thinking that publishing a paper in one of these journals is practically academic misconduct: a career-ending, unrecoverable event.

I talk to a lot of working scientists, both online and in person. And in that time, how many scientists have I heard of who have reported someone who submitted to one of these journals and who was not satisfied with their experience?

Three. One experience is described in two posts ([here](#) and [here](#)), and a couple of others were tweeted at me when I asked for examples. And two were “my friend” stories, not personal accounts. For the amount of handwringing over predatory publishers, this is a vanishingly small number.

Of course, these numbers are probably under reported, because nobody wants to admit that they published in a junk journal. It’s like admitting you got taken in by an email from someone claiming to be a Nigerian prince. It’s embarrassing to admit when you should have known better.

Let’s say that someone pays and publishes a paper in a predatory journal. Who is harmed, how much are they harmed, and what recourse is there to address the harm?

The author

An author who publishes in such a journal has paid the article processing charge. Okay, that sucks. But presumably the author knew she or he was going to be getting an invoice, and would not have gone that route if she or he was utterly unable to pay.

Assuming that the author has not gone into great financial hardship, let's say the paper is published online, but without proper peer review. What are the possible outcomes, and what harms might arise?

If the paper is competent, the author could be harmed because people will not read the paper because of the journal. But the paper is available for other researchers can use it and cite it if they so choose. People cite non-reviewed stuff all the time (conference abstracts, non-journal articles).

If an author realizes that this was a non-peer reviewed venue, what can she or he do about it? The author can try to retract it. If the journal does not, the author can try to publish it elsewhere. Real journal editors might be sympathetic to the plight of authors who made a mistake in the publishing venue.

An author could choose not to list the paper on her or his CV. Other professionals do similar things. Actor Peter MacNicol never listed the movie *Dragonslayer* on his list of films.

Ultimately, I don't see severe harm done to an honest author who publishes in the wrong journal. It's reasonable to ask if that harm couldn't have been avoided with a little due diligence. Authors should know the principle "*caveat emptor*" applies as much to journals as other services.

The public

Another argument is that the harm of publishing in predatory journals is that the public or the unwary will be confused, because the findings could be untrue. Let's examine a few scenarios of how findings could be false.

The research was not done well.

This is no different from research published in other journals. There are many, many cases of research that was poorly done, but published anyway. This is why post-publication peer review is important. This is why replication is important. Scientists perform post-publication peer review all the time. It is our job. This is what we do.

The researchers are malicious.

It is possible that someone with an agenda might try to give dubious information some sort of veneer of respectability by publishing it in a predatory journal. But... why? There are many easier ways for people with an agenda to spread lies than publishing in a crummy journal.

Professional climate denier Marc Morano has never published a scientific article. Neither has dubious diet critic the Food Babe. They don't need to, because they've found media platforms that give them a much bigger audience. It's not clear how an article in a junk journal is supposed to be a more effective way of spreading untrue information than a blog, or an infomercial, appearing on a cable news network sympathetic to certain ideas and ideologies, or any of the other hundreds of ways people can spread lies.

This raises the question of how the public finds out about research of any sort, including the dodgy stuff. Most members of the public are not scouring academic journals. For there to be significant spread of the false research findings, it would have to spread through the general media or social media.

General media. Science journalists who have any baseline competence should understand scientific publishing enough to realize that not every research article in every scientific journal is true. Publishing in a little-known journal should raise an immediate red flag and warrant investigation before filing a story. If any journalist doesn't do that, you have "churnalism," and in my mind, that's a separate – and much bigger – problem than a junk journal.

Social media. So far, I know of no cases where an article from an alleged "predatory" journal has gone viral. But let's say it does. One of the powers of social media is that if something does go viral, it gets a lot of attention, including relevant experts can talk about it. They are probably going to comment, and be asked to comment, and can explain why such and such a paper is problematic.

Other scientists

I am not sure I see much potential harm for other scientists if a paper is published in a crappy journal. Because the entire point of a journal being called “predatory” is a way of saying that it has no standing in the scientific community. If a journal is already being ignored by a scientific community, how is it going supposed to affect that community?

Evaluating articles is what we working professional are supposed to be doing. Like, all the time. I suppose that there is a minor harm in that people might have an opportunity cost in time spent debunking papers in junk journals. But more likely, papers in bogus journals are going to suffer the same fate as a lot of other articles: they’ll just be ignored.

Another argument might be that the general scientific community is harmed because there is reduced public trust in science. As I outlined above, I can’t see that happening.

The major reasons that scientists get their panties in a bunch about predatory journals is not because junk “predatory” have done much demonstrable harm to anyone, other than authors who are out their processing fees. I see lots hand waving about the “purity and integrity of the scientific record,” which is never how it’s been. The scientific literature has always been messy. We always have verify, replicate, and often correct published results.

Stephen Curry wrote, “The danger of this model is that upfront fees provide short term incentives for journals to accept papers from anyone who has the money to pay, regardless of their scientific value or accuracy.’ Is there any evidence that this is a serious risk? As the author himself notes, no journal will build a reputation for quality by publishing any old rubbish. This is a bit of a straw man argument.”

Some people have claimed that these predatory journals exploit scientists in developing countries. It reminds me a little of someone on Twitter who recounted asking at a historical tour, “Were slaves kept here?” The guide answered, “Yes, they had good houses and were well cared for.” The problem wasn’t whether they had decent housing, the problem was they were **slaves**.

The problems for researchers in developing countries are not predatory journals. The problems that such researchers have is bad infrastructure, lack of support, and poor mentoring that prevents them from putting together papers that could be published in mainstream scientific journals. That they may be working under incentives that do not reward them for discriminating between journals. I also am waiting to hear from the waves of dissatisfied scientists from developing countries who feel they got ripped off.

You want to complain about scientific publishing? Let's talk about the regular, routine obstruction to reading the scientific literature that occurs even a professional working scientist at an expanding university with ever increasing research expectations. That affects routinely me, in a way predatory journals never have.

Open access is a new business model. Who benefits from constantly crying wolf on "predatory" journals? Established journals from established publishers, whose business model includes, in part, in asking over US\$30 to read an editorial.

We should be worried about parasites as well as predators in the scientific publishing ecosystem.

Resources

Comment on "Open access must be open at both ends"

<http://exchanges.wiley.com/blog/2015/01/27/open-access-must-be-open-at-both-ends/#comment-1821521998>

Beyond Beall's List: We need a better understanding of predatory publishing without overstating its size and danger.

<http://blogs.lse.ac.uk/impactofsocialsciences/2015/03/18/beyond-bealls-list-predatory-publishers/>

Some perspective on "predatory" open access journals

<http://scienceblogs.com/confessions/2015/03/31/some-perspective-on-predatory-open-access-journals/>

Science's big scandal

http://www.slate.com/articles/health_and_science/science/2015/04/fa

[ke peer review scientific journals publish fraudulent plagiarized or nonsense.single.html](#)

Science and medicine have a 'publication pollution' problem

http://www.eurekalert.org/pub_releases/2015-04/nlmc-sam040215.php

Academic journals in glass houses...

<http://blogs.discovermagazine.com/neuroskeptic/2015/04/04/journals-in-glass-houses/>

What hurts science - rejection of good or acceptance of bad?

<http://blog.pubchase.com/what-hurts-science-rejection-of-good-or-acceptance-of-bad/>

How much harm is done by stings and hoaxes?

It's easy to view "stings" of predatory journals as worthy endeavors that expose corrupt, greedy, and exploitive behaviours, or as harmless pranks. But I want to draw attention to a few ethical issues that submitting fake papers raise.

When people have submitted fake papers to many journals, usually more journals accept the fake paper than not (see the Bohannon and Shrive papers in this volume). The journals that rightfully reject the paper, though, have wasted time and effort that they shouldn't have to spend.

More importantly, the authors of fake papers have, intentionally or not, contributed to negative impressions of open access journals in general. Even researchers who should know better can get the false impression that every open access journal is a predatory journal. A related, but more subtle, error is that some researchers think that every open access journal (predatory or not) requires payment of article processing fees. Both of these incorrect assumptions make researchers less likely to submit their papers to legitimate open access journals, and more likely to submit to journals that paywall papers and make them less readily available to readers, scientists or not.

In some cases, "stings" have been carried out by people with ties to traditional publishers, who turn profits with subscriptions and paywalls. That is a potential conflict of interest, and it is at least conceivable that tarring all open access journals as "predatory" and "junk" is a goal, not an unfortunate side effect.

From predator to mutualist

(This essay is based on two blog posts that appeared in April 2017: <http://neurodojo.blogspot.com/2017/04/one-weird-trick-that-would-kill.html> and <http://neurodojo.blogspot.com/2017/04/from-predator-to-mutualist-or-what-if.html>)

The main reason that predatory journals can fool people (even some in relatively sophisticated academic environments in an industrialized nation) is that they can claim to be peer-reviewed. There is no simple way to know if a journal is peer reviewed, because those critical pre-publication reviews are normally confidential.

My “not at all novel” solution for how we could kill off predatory journals is:

Publish the reviews.

Just the **content** of the review, not necessarily the identity of the reviewers. I don’t want to wade into the “signed” versus “anonymous” peer reviews right now. The goal is to demonstrate that the paper received substantive review, not who did it.

Real journals have the reviews to publish. Predatory journals will have no reviews they can publish. The effort spent generating plausible fake reviews seems to be far too high for a junk journal to keep up the charade for long.

With that one change, whether a journal is truly peer reviewed (or not) is easily verifiable.

There have been many other people who have called for publishing reviews to be a more normal part of the publication process. There are many reasons to do this, but possibly shooting a poison dart in the direction of junk journals would be a nice side benefit.

A couple of people pointed that predatory journals could (and apparently sometimes do) ask for reviews, but ignore them. This makes things interesting.

Even for a regular journal, soliciting reviews but ignoring them is not out of the question. The buck stops with editors. The editor makes the decision about what to publish, and in some cases, this means overriding recommendations of one or all reviewers. We just don't expect it to happen intentionally and systemically.

When viewed from the traditional norms of pre-publication review, consistently asking for reviews but ignoring them is a massive waste of effort. But the traditional norm is that reviews only exist in the files of the reviewers, editor, and author.

What happens under the suggested new norm, that the reviews are published along with the paper? The difference between a traditional journal and a predatory journal gets very blurry, very fast.

Presumably, the scam publisher would ignore the reviews and publish the paper immediately alongside the reviews. The paper would not get the benefit of revision in light of the reviews. But that would put the paper at the same level of editorial vetting as a pre-print. Many scientists have found great value in pre-prints. Even stodgy old biologists are using them more and more.

Plus, it is now a verifiable fact that the paper has indeed been peer-reviewed. The review is available for all to see to help form a judgement about that paper. And we can also judge how detailed the review is. In this scenario, we can think of pre-publication reviews as a rating instead of as a publication decision maker.

Essentially, by publishing the pre-publication reviews, predatory journals could move to a format that some scientists have advocated for years: "publish, then filter," rather than "filter, then publish." If there are verifiable pre-publication peer reviews done, can we even still call it a "predatory" journal?

What the predatory journal no longer provides is any judgement of the importance of their submissions, which many readers badly want. Readers want guidance as to what is more likely to be a breakthrough. But then, the rise of open access megajournals has shown that journals

can be successful without rating “importance.” Articles in megajournals can still be found and cited and used by people in the field.

If “publish review content” became standard practice across the board, predatory journals might start to serve a useful purpose instead of being the bane of science.

Do stings matter?

Literally the day I started this project, Melissa Vaught [asked](#) on Twitter, “Are we really learning anything valuable from these ‘sting’ submissions to predatory/scam journals that we didn’t already know?”

It depends on who “we” are. Melissa and I both trained as professional scientists and are connected to active research communities. We know the signs for poor journals. We know what journals our colleagues read and cite. But even among working scientists, it is difficult to know at a glance if a journal outside your field is legitimate. There are many legitimate publishers who are sincerely trying to get new online journals off the ground. Intent matters and can be tricky to discern. Is a new journal intended to deceive authors, or are the people running it just inexperienced?

For those on the outside or the margins of an active research community, things get even muddier, even faster. On question and answer websites like Quora, a common question about academic publishing – seemingly largely from students outside of North American and western Europe – is, “How do I publish research?” For people asking this, even instructions as simple as, “Go to the journal’s website and read the instructions for authors,” is a revelation. Saying, “*Caveat emptor!*” to such novices is not helpful advice.

While everyone advises readers to be careful and critical of all scientific research, readers crave resources to help them separate real journals from fake ones. The [Directory of Open Access Journals](#) aims to create a “whitelist” of legitimate journals. [Cabell’s](#) provides a subscription service to identify and “blacklist” predatory journals, a successor of sorts to “Beall’s list,” a blacklist of suspect publishers that was run by librarian Jeffrey Beall. (Beall removed his list at the start of 2017.) But any such resources are liable to have gaps and holes and be too slow to keep up with the speed on contemporary scientific publishing. As noted in the examples in this collection, “sting” papers get accepted by journals listed in places like Web of Science and PubMed, which are supposed to be vetted so they contain only legitimate scientific journals.

Scientists should not have to test the editorial mettle of journals with fake papers. But given the limitations of resources to separate the journals that are legitimate from those that are inexperienced from those that are malicious, “stings” seem likely to continue.

Colophon

The original sections of this ebook were created in Microsoft Word (2016 version and later).

Cover photo, “Red Emperor Scorpion tail with stinger,” by Frupus on Flickr (<https://flic.kr/p/dEoreV>), 2012. Used under a Creative Commons license (CC BY-NC 2.0).

The title is set in [Detectives Inc](#) by Blambot, and the body text is set in [Plusquam Sans](#) by Olivera Stojadinovic.