



<https://www.osc.edu/>

<https://openondemand.org/>

<https://buffalo.edu/ccr>

<https://arc.vt.edu/>

OnDemand team is hiring: <https://go.osu.edu/ood-job>

<https://open.xdmod.org/>

<https://coldfront.io>

## Important Info:

Tutorial Repo: <https://github.com/ubccr/hpc-toolset-tutorial>

IF YOU HAVE NOT ALREADY DONE SO,  
PLEASE FOLLOW SETUP INSTRUCTIONS!

Decorum Doc: <https://tinyurl.com/pearc-hpctoolset>

Join us on Slack: <https://tinyurl.com/pearc-slack>

## Other Places You'll Find us at PEARC20:

- **Tues, 7/28 2:35-3:50pm PST**

Open OnDemand User Group Meeting <https://sched.co/cnUi>

- **Wed, 7/29 1:35-3:35pm PST**

Grendel: Bare Metal Provisioning System for HPC <https://sched.co/cnVi>

Monitoring & Analysis of Power Consumption on HPC clusters using XDMoD <https://sched.co/cnVp>

Informing the on/o-prem cloud discussion in higher education <https://sched.co/cnVm>

- **Thurs, 7/30 8-9:35am PST**

Cloud & Data Center usage, expenditures, & approaches to ROI: a survey of academic research computing centers <https://sched.co/cnWS>






# WELCOME!

IF YOU HAVE NOT ALREADY DONE SO,  
PLEASE FOLLOW SETUP INSTRUCTIONS!

<https://github.com/ubccr/hpc-toolset-tutorial>

- View our “meeting decorum” document  
<https://tinyurl.com/pearc-hpctoolset>
- Join the Slack channel for the tutorial  
<https://tinyurl.com/pearc-slack>



# Open OnDemand, Open XDMoD, and ColdFront: An HPC center management toolset

Tutorial presented at PEARC20 by staff from:  
Ohio Supercomputing Center  
UB Center for Computational Research  
Virginia Tech Advanced Research Computing



**Ohio Supercomputer Center**

An OH·TECH Consortium Member

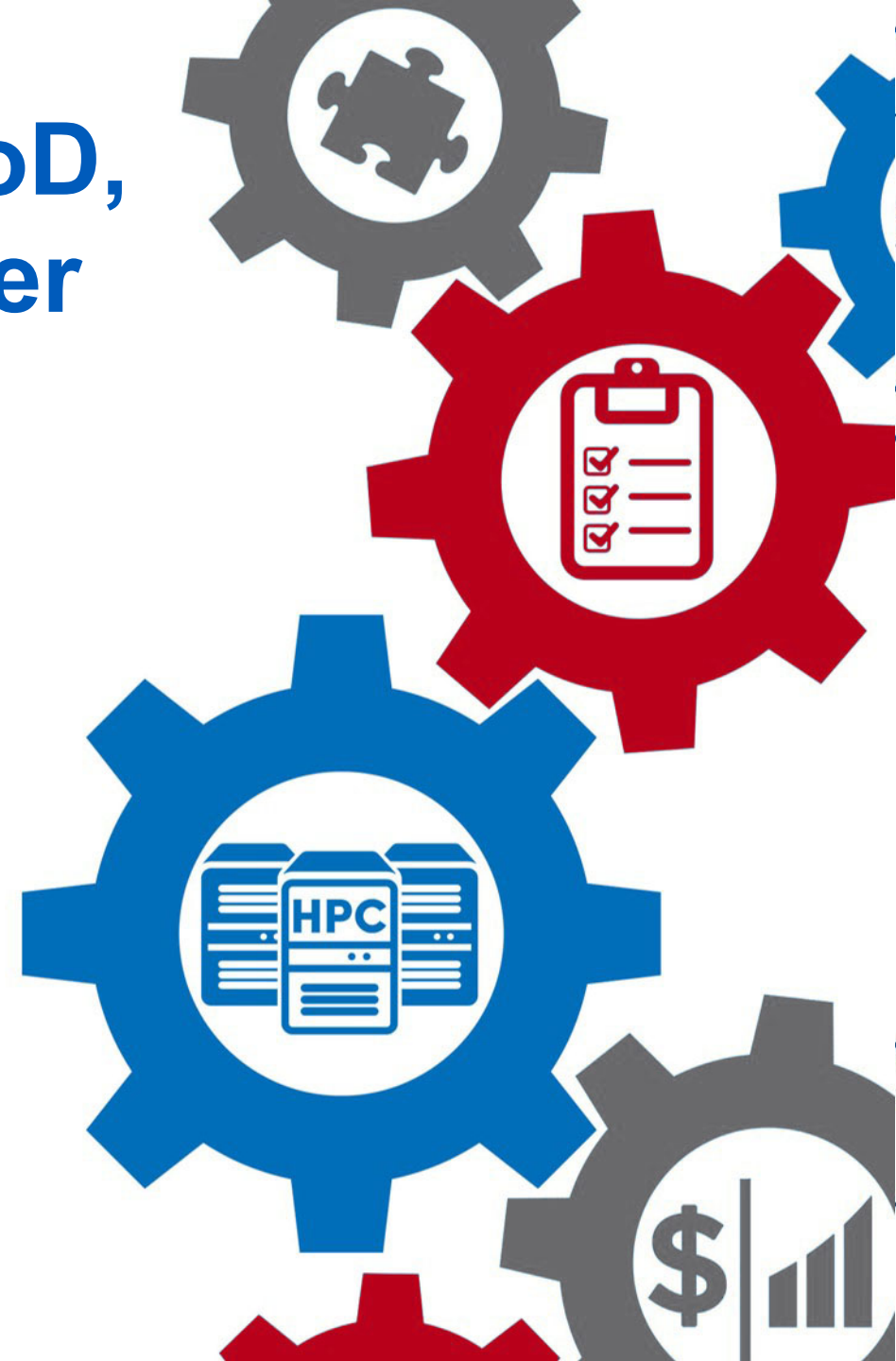


University at Buffalo

Center for Computational Research



**VIRGINIA  
TECH™**





## Tutorial Staff:

Andrew Bruno, UB

Alan Chalker, OSC

Andrew Collins, OSC

Trey Dockendorf, OSC

Eric Franz, OSC

David Hudak, OSC

Matt Jones, UB


Jeff Ohrstrom, OSC

Ben Plessinger, UB

Dori Sajdak, UB

Bob Settlage, VT

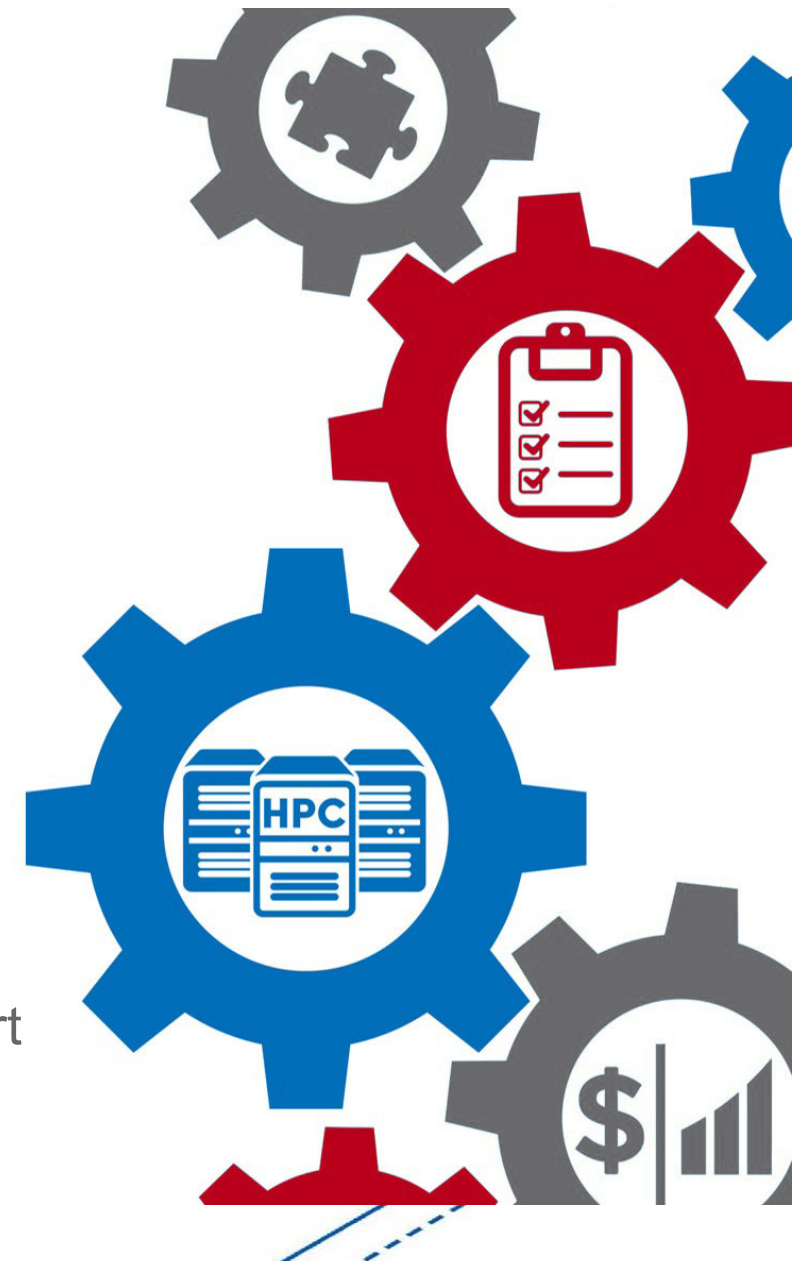
Joseph White, UB





# Agenda

- Getting Started
- Tutorial Goals
- Brief intro on all three products
- Tutorial technology
- Part 1: ColdFront
- Part 2: Open XDMoD
- “Lunch” Break – 30 minutes
- Part 3: Open OnDemand
- Part 4: Open OnDemand interactive app configuration
- Part 5: Configuring Open OnDemand to display Open XDMoD chart
- Post Workshop – breakout sessions & slack channel







## Getting Started

- View our “meeting decorum” document

<https://tinyurl.com/pearc-hpctoolset>

- Please mute yourself & leave your video off
- Use the “raise hand” button if you have a question & our moderator will unmute you

- Join the Slack channel for the tutorial

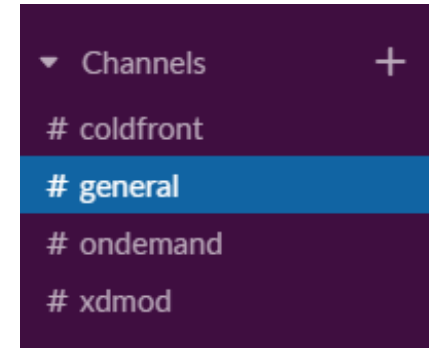


<https://tinyurl.com/pearc-slack>

- Use Zoom chat only if having trouble with Slack

- Clone the tutorial repo and follow instructions for starting containers

<https://github.com/ubccr/hpc-toolset-tutorial>


- What to do if you’re having a technical problem – refer to PEARC
- Breaks – sorry, no free lunch!





# Tutorial Goals:

- Provide participants with an overview of each product & how they are installed
- Point out a few “gotcha!”s to look out for
- Give participants a cluster in a container to practice using these products
- Supply participants access to the developers of these products as a resource for questions & help
- Show off the new features that allow the products to work together





## ColdFront – Allocations Management Portal

- Provides center staff ability to manage center resources & who has access to them
- Portal for users to manage their access to center resources & report on their research
- Plug-ins for job scheduler, central authentication, job statistics (XDMoD) that enable automation of access to or removal from resources
- Reports for center management to demonstrate the center's impact (publications, grants, research output)
- Used as the source of record in a HPC center to ensure security of the systems








## Open XDMoD


- Tool that aggregates job data & system performance metrics to inform system users, system staff & center decision makers
- Web portal providing job & system metrics, including: utilization, quality of service metrics designed to proactively identify underperforming system hardware and software, and job level performance data for every job
- Role-based access to data with different levels of granularity, including job, user, or on a system-wide basis
- New features such as the user & system report cards provide immediate feedback





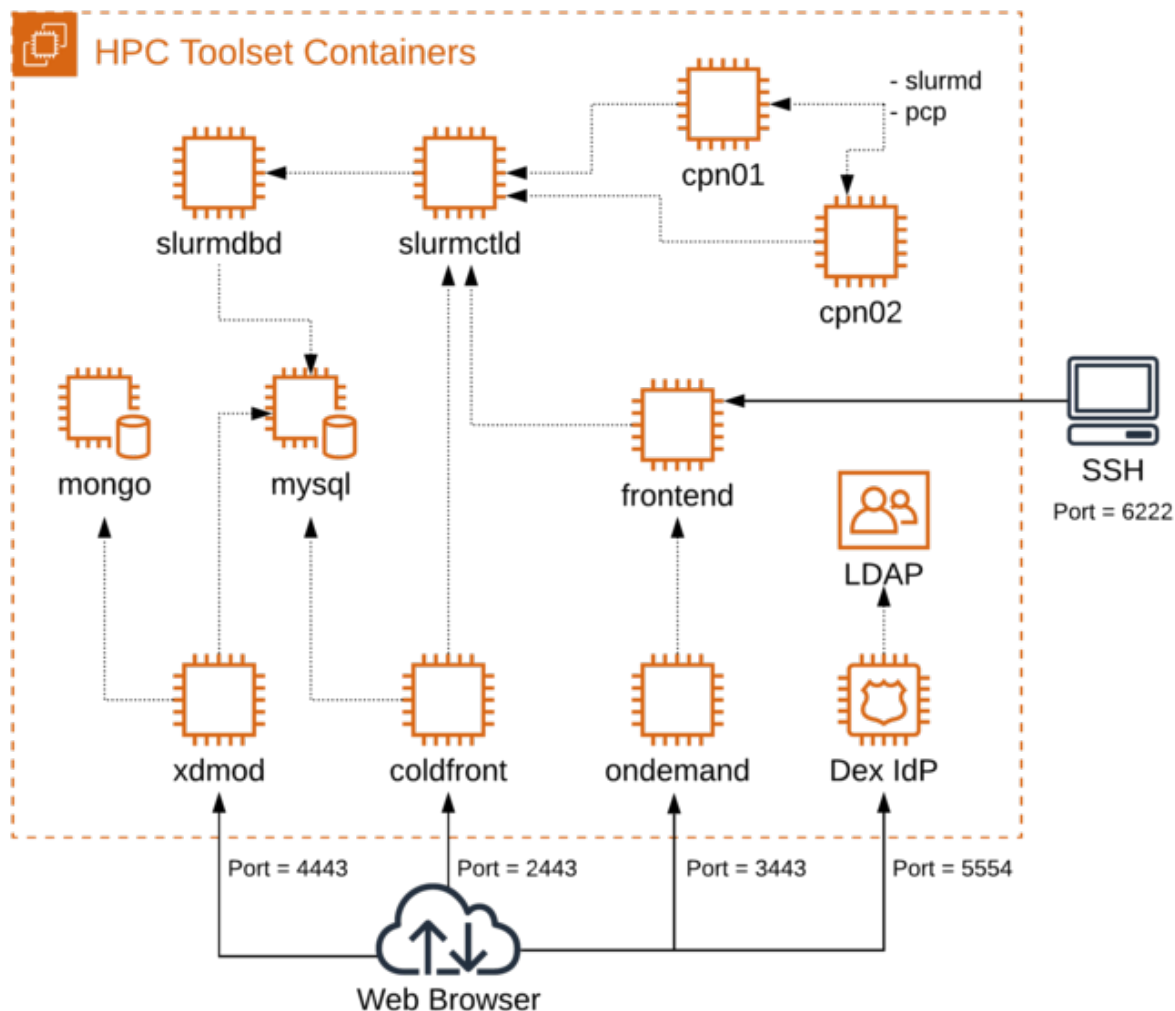
## Open OnDemand

- Web-based portal for accessing HPC services that removes the complexities of HPC system environments from the end-user. Includes:
- Files app for upload/download & editing of files
- Terminal app (no need to separate SSH client)
- Job app to create/edit/submit/monitor jobs
- Interactive apps to run GUI applications. Users can create and share apps. Centers can publish apps for all users
- New! Display Open XDMoD job statistics in the OnDemand dashboard





# Tutorial Container Architecture




**Requirements:** <https://github.com/ubccr/hpc-toolset-tutorial/edit/master/docs/requirements.md>

## Clone the Github Repo:

```
git clone https://github.com/ubccr/hpc-toolset-tutorial
cd hpc-toolset-tutorial
./hpcts start
```

\* The first time you do this, you'll be download ~12GB worth of containers from Docker Hub. This can take a long time depending on your network speeds. After downloaded, the containers are started and services launched.





# Tutorial Walk Through

<https://github.com/ubccr/hpc-toolset-tutorial>

Keep this page open for easy access to account usernames/passwords and portal URLs:

<https://github.com/ubccr/hpc-toolset-tutorial/blob/master/docs/applications.md>



# **ColdFront:** OpenSource HPC resource **allocation portal** for **users, system admins, &** **center staff**

Tutorial presented at PEARC20 by:  
Andrew Bruno, UB  
Dori Sajdak, UB



**Ohio Supercomputer Center**

An **OH·TECH** Consortium Member

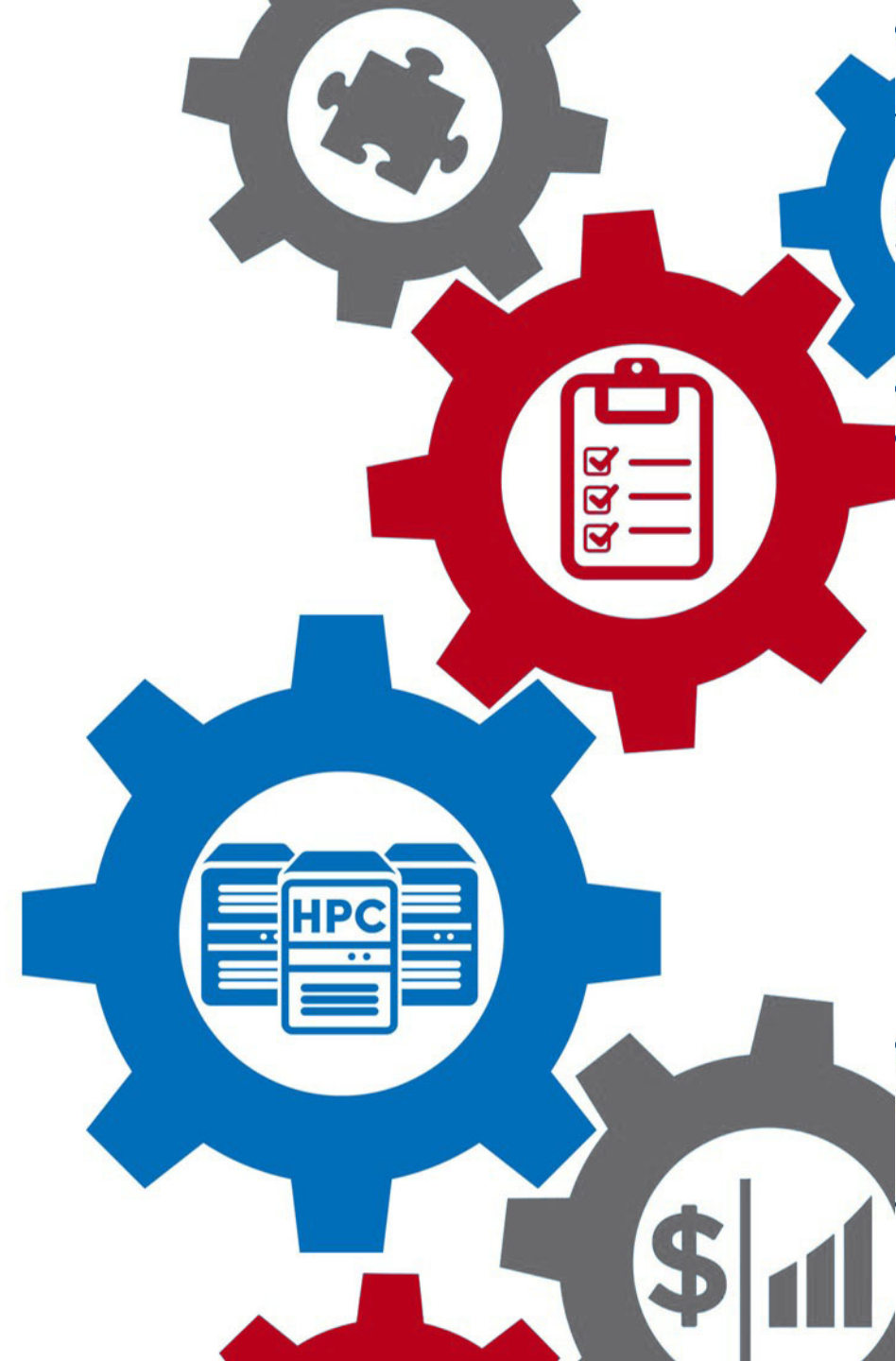


University at Buffalo

Center for Computational Research



**VIRGINIA  
TECH™**





# History of ColdFront

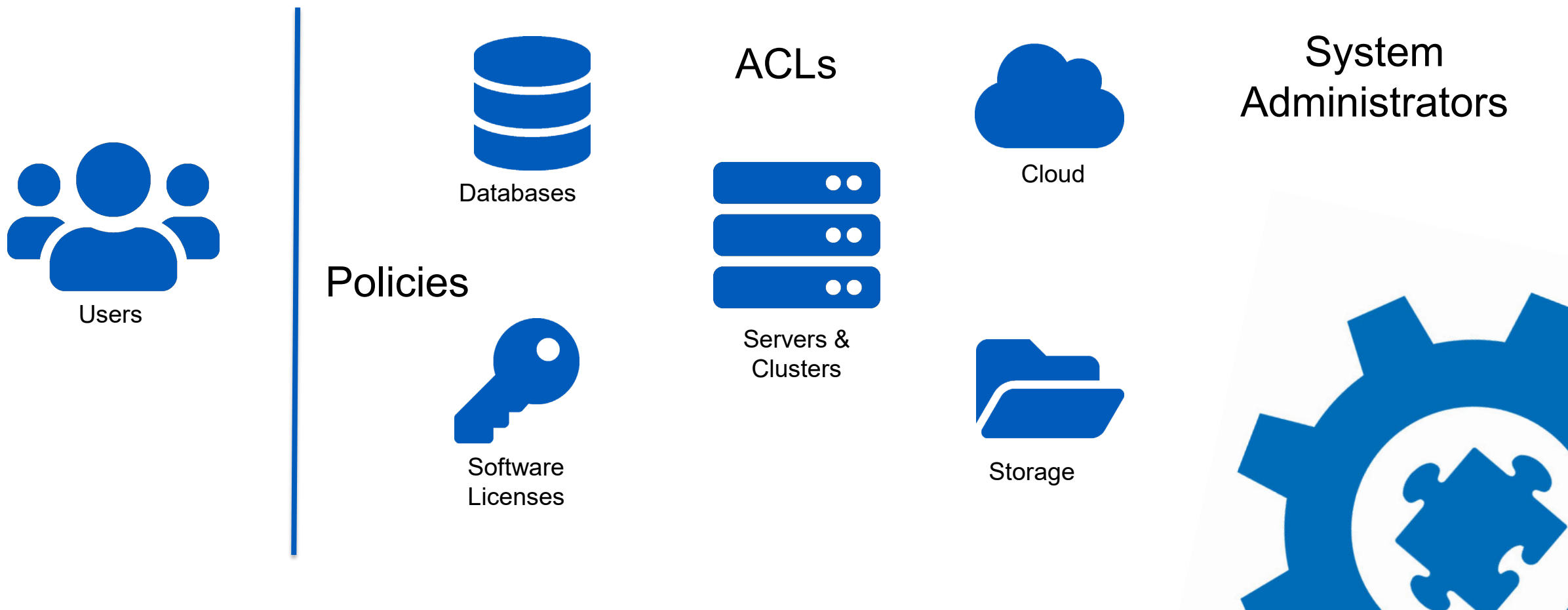
- System Administrators wanted:
  - More automation, less manual error
  - One location for access management of all resources
  - Allow PIs to self-service access to resources
- Center Director wanted:
  - To require PIs to update project info annually
  - Consistent reporting of publication & grant info
  - Easy displays of usage for annual reporting





# Automate access to your HPC resources

Manage access to all your resources in one place






## Resources

- CCR currently has nearly 100 distinct resources to track
- Our resources include:
  - clusters, storage, cloud, servers, and software licenses
- Some resources have limits:
  - storage (GB),
  - software (seats),
  - cloud (subscriptions)
  - these are all customizable
- We track attributes on the resources:
  - Private or public
  - Groups allowed access to it
  - Whether extra payment is required
  - Warranty expiration dates






## Allocations

- Determines what resource an account has access to
- Any limits/attributes associated with that access
  - Expiration date
  - CPU hours
  - Scheduler account name
  - UNIX group
- Users emailed when expiration dates approach
- Resource access can be removed/locked when an allocation expires



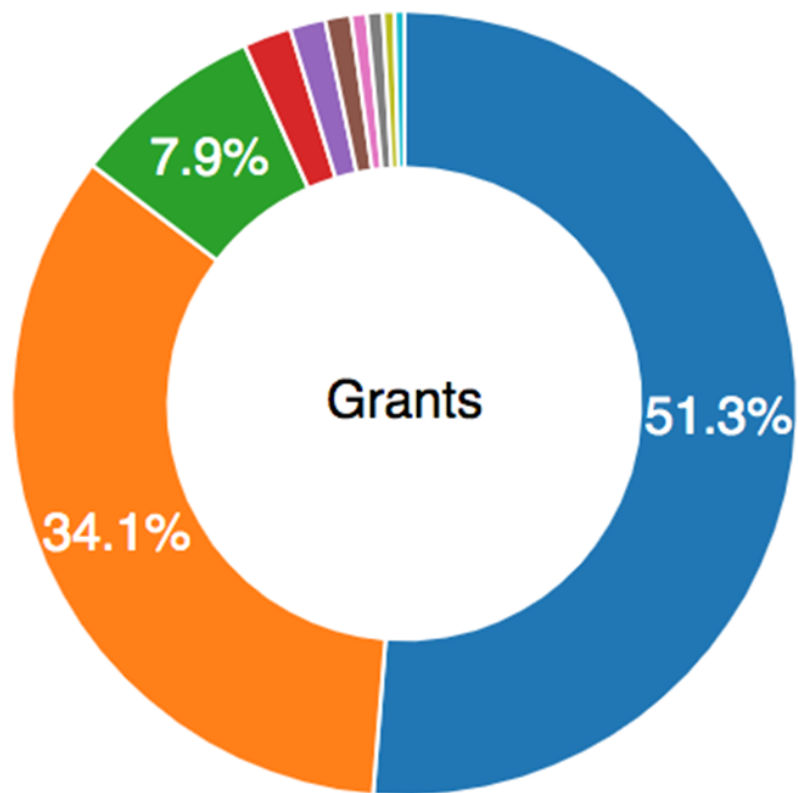


## Projects

- Project = users, allocations for resources, reportable data (publications, grants)
- Role based logins allow for:
  - read-only views for users,
  - additional capabilities for managers,
  - full project access for PIs
  - HPC center staff have access to tools for:
    - Allocation review & approval,
    - Usage reports
    - Other policy-driven tools
- PIs (group leads) can add/remove users on their project & allocations







■ National Institutes of Health (NIH): \$78,599,277 (33)  
■ National Science Foundation (NSF): \$52,283,068 (73)  
■ Other: \$12,161,778 (49)

Center Directors are able to better demonstrate the center's impact

**Report on resources & allocations**

**Collect publication information**

**Collect grant information**



Extensible plug-in architecture  
allows for **integration of  
nearly anything!**



Vendor APIs



## Contact Info:

[Andrew Bruno - aebruno2@buffalo.edu](mailto:aebruno2@buffalo.edu)

[Dori Sajdak - djm29@buffalo.edu](mailto:djm29@buffalo.edu)

<https://coldfront.io>

Subscribe to the ColdFront mailing list:

Send an email to [listserv@listserv.buffalo.edu](mailto:listserv@listserv.buffalo.edu) with no subject, and the following command in the body of the message:

```
subscribe ccr-open-coldfront-list@listserv.buffalo.edu first_name last_name
```

More about UB CCR:

<https://buffalo.edu/ccr>

<https://twitter.com/ubccr>



**Ohio Supercomputer Center**

An **OH·TECH** Consortium Member

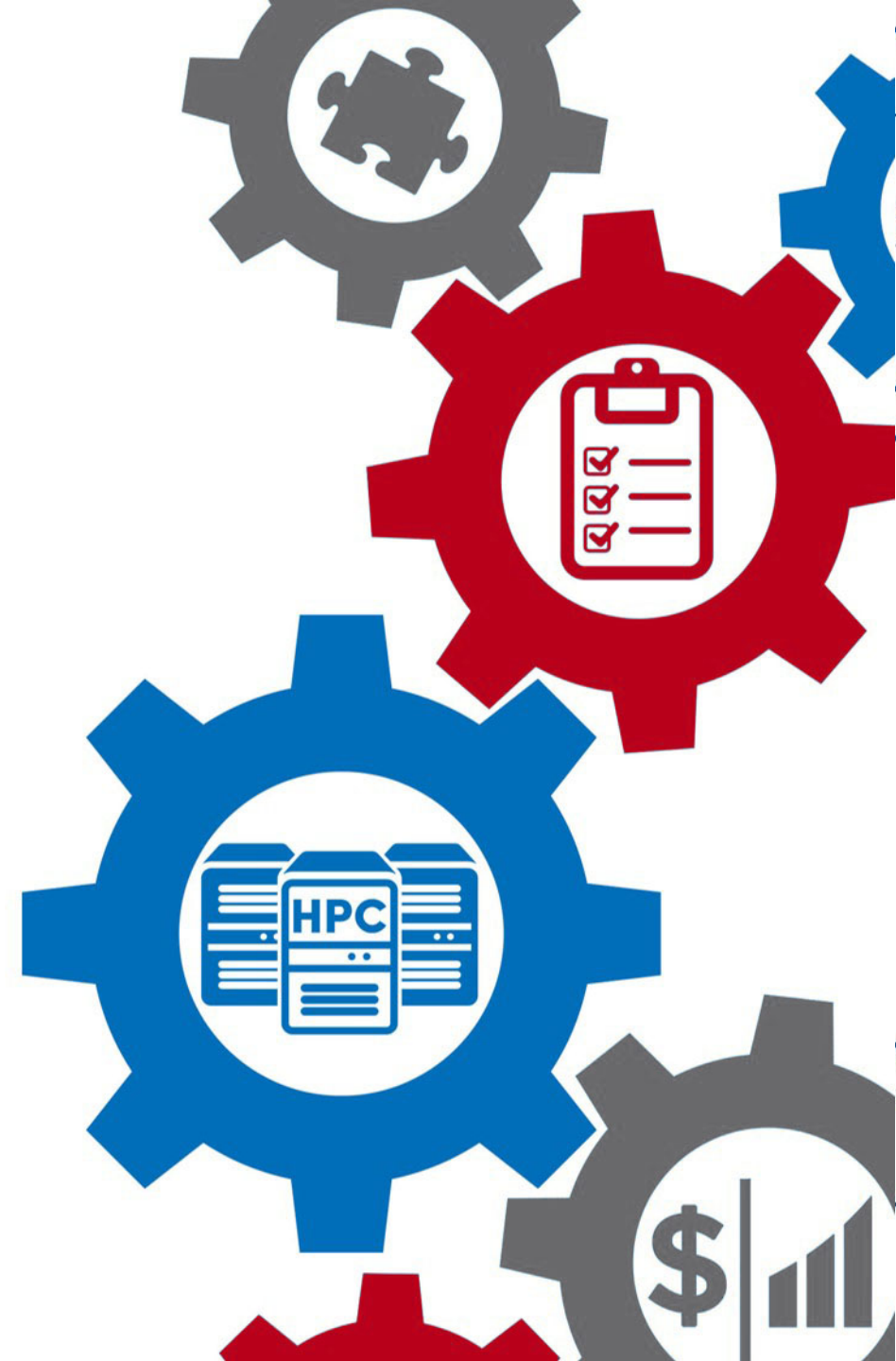


University at Buffalo

Center for Computational Research



**VIRGINIA  
TECH™**





<https://www.osc.edu/>  
<https://openondemand.org/>

<https://buffalo.edu/ccr>  
<https://open.xdmod.org/> <https://coldfront.io>

<https://arc.vt.edu/>

## Important Info:

Tutorial Repo: <https://github.com/ubccr/hpc-toolset-tutorial>

IF YOU HAVE NOT ALREADY DONE SO,  
PLEASE FOLLOW SETUP INSTRUCTIONS!

Decorum Doc: <https://tinyurl.com/pearc-hpctoolset>

Join us on Slack: <https://tinyurl.com/pearc-slack>

## Other Places You'll Find us at PEARC20:

- **Tues, 7/28 2:35-3:50pm PST**

Open OnDemand User Group Meeting <https://sched.co/cnUi>

- **Wed, 7/29 1:35-3:35pm PST**

Grendel: Bare Metal Provisioning System for HPC <https://sched.co/cnVi>

Monitoring & Analysis of Power Consumption on HPC clusters using XDMoD <https://sched.co/cnVp>

Informing the on/o-prem cloud discussion in higher education <https://sched.co/cnVm>

- **Thurs, 7/30 8-9:35am PST**

Cloud & Data Center usage, expenditures, & approaches to ROI: a survey of academic research computing centers <https://sched.co/cnWS>



# Open XDMoD

Tutorial presented at PEARC20 by:  
Benjamin D. Plessinger, UB



**Ohio Supercomputer Center**

An OH·TECH Consortium Member

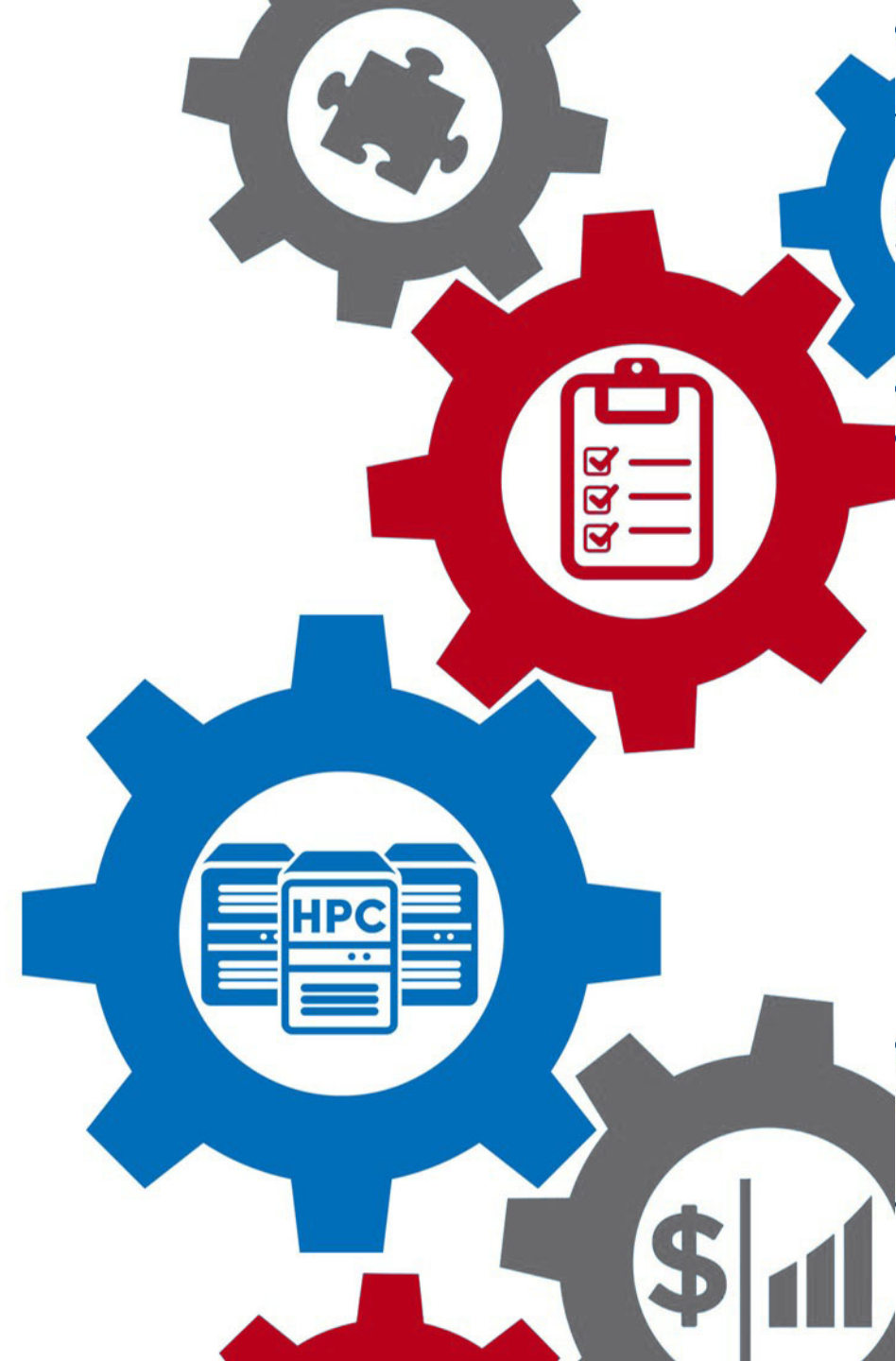


University at Buffalo

Center for Computational Research



**VIRGINIA  
TECH™**





# Open XDMoD Tutorial Prerequisites

- Use the running containers that you setup in the ColdFront tutorial
- If just joining us:  
<https://github.com/ubccr/hpc-toolset-tutorial>



# Open XDMoD

- Comprehensive Framework for HPC Management
  - Utilization metrics
  - Measure QoS of HPC Infrastructure (App Kernels)
  - Job-level performance data
- 200 known installations worldwide
  - NIH, EPA, CDC, NASA, NCAR, and NYSDOH
  - Dow Chemical, Rolls Royce, Biogen, Radix Trading, Fujitsu Systems Europe, Regeneron Pharmaceuticals, ....
  - Germany, Spain, Belgium, England, Canada, Brazil, Italy, France, Netherlands, Australia, Saudi Arabia, China, Israel, Pakistan, Turkey, India, .....



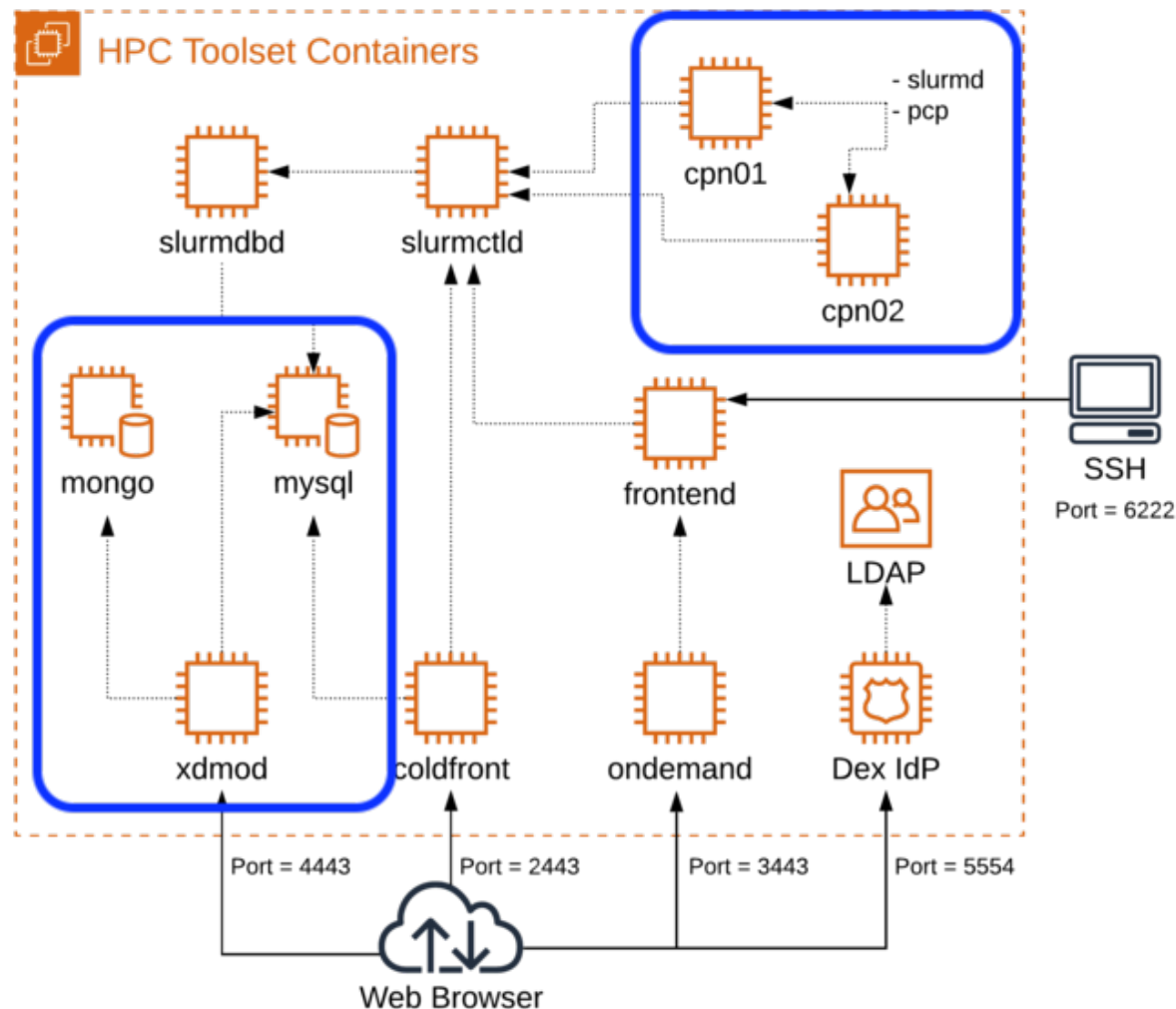
# XMS Team

- UB: Matt Jones, Bob DeLeon, Ryan Rathsam, Jeff Palmer, Joseph White, Jeanette Sperhac, Abani Patra, Nikolay Simakov, Cynthia Cornelius, Ben Plessinger, Greg Dean
- Roswell Park: Tom Furlani, Steve Gallo
- Indiana: Gregor von Laszewski, Fugang Wang
- TACC: Bill Barth, Todd Evans





# Tutorial Container Architecture



**Requirements:** <https://github.com/plessbd/hpc-toolset-tutorial/tree/master/xdmod>

## Clone the Github Repo:

```
git clone https://github.com/ubccr/hpc-toolset-tutorial
cd hpc-toolset-tutorial
./hpcts start
```

\* The first time you do this, you'll be download ~12GB worth of containers from Docker Hub. This can take a long time depending on your network speeds. After downloaded, the containers are started and services launched.



# Tutorial Overview

- Using release candidate of Open XDMoD 9.0
  - Full release should be available to download next week
- Includes
  - Open XDMoD (core)
  - Open XDMoD Job Performance module
- Excludes
  - Open XDMoD Application Kernels module
  - Other data realms (Storage, Cloud)





# **OPEN** **nDemand**

**Open, Interactive HPC  
via the Web**

Alan Chalker, OSC

Eric Franz, OSC

Trey Dockendorf, OSC

Jeff Ohrstrom, OSC

Bob Settlage, VT

OSC has a job  
opening on the Open  
OnDemand team!

Full details are  
available here:  
[go.osu.edu/ood-job](http://go.osu.edu/ood-job)



**Ohio Supercomputer Center**

An **OH·TECH** Consortium Member

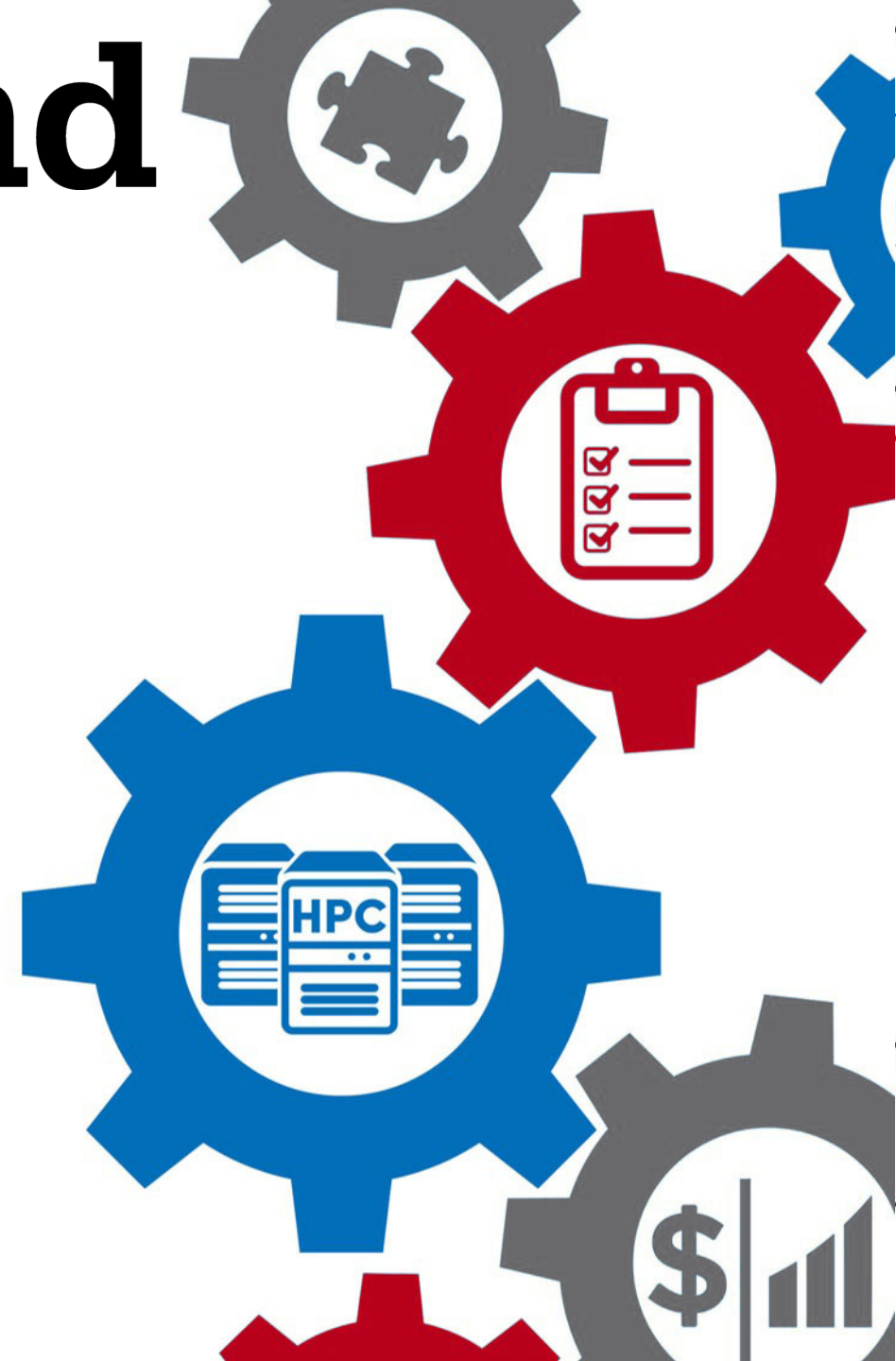


**VIRGINIA  
TECH™**



University at Buffalo

Center for Computational Research



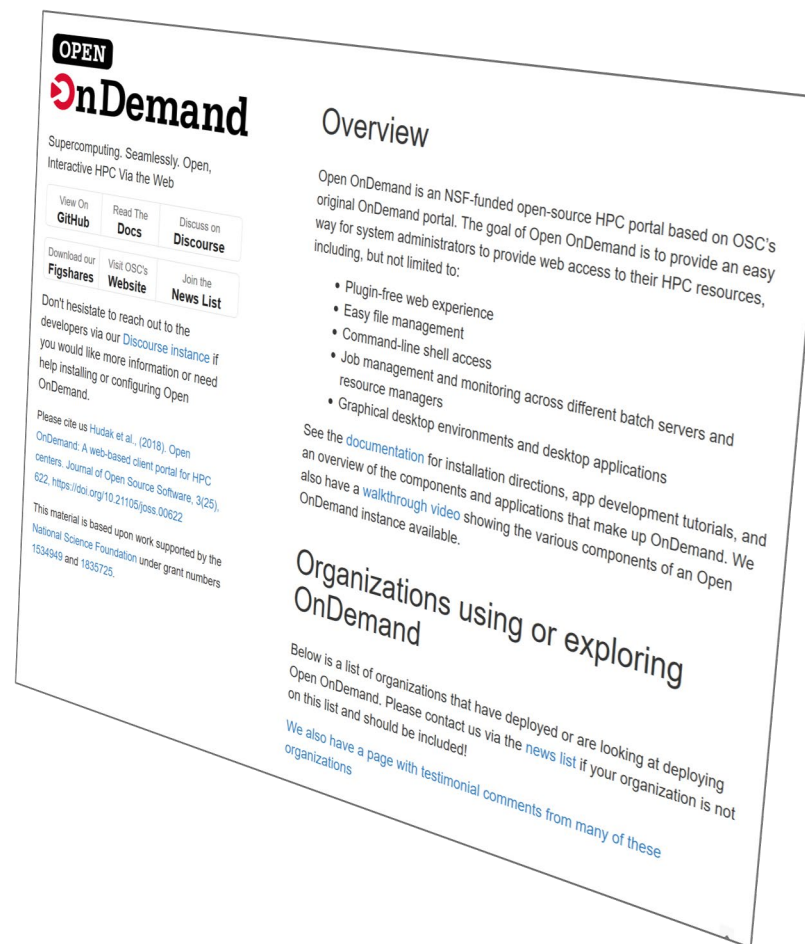


# OPENONDEMAND.ORG

Use our Discourse instance for help

Join our mailing list for updates

Our webinars are roughly quarterly

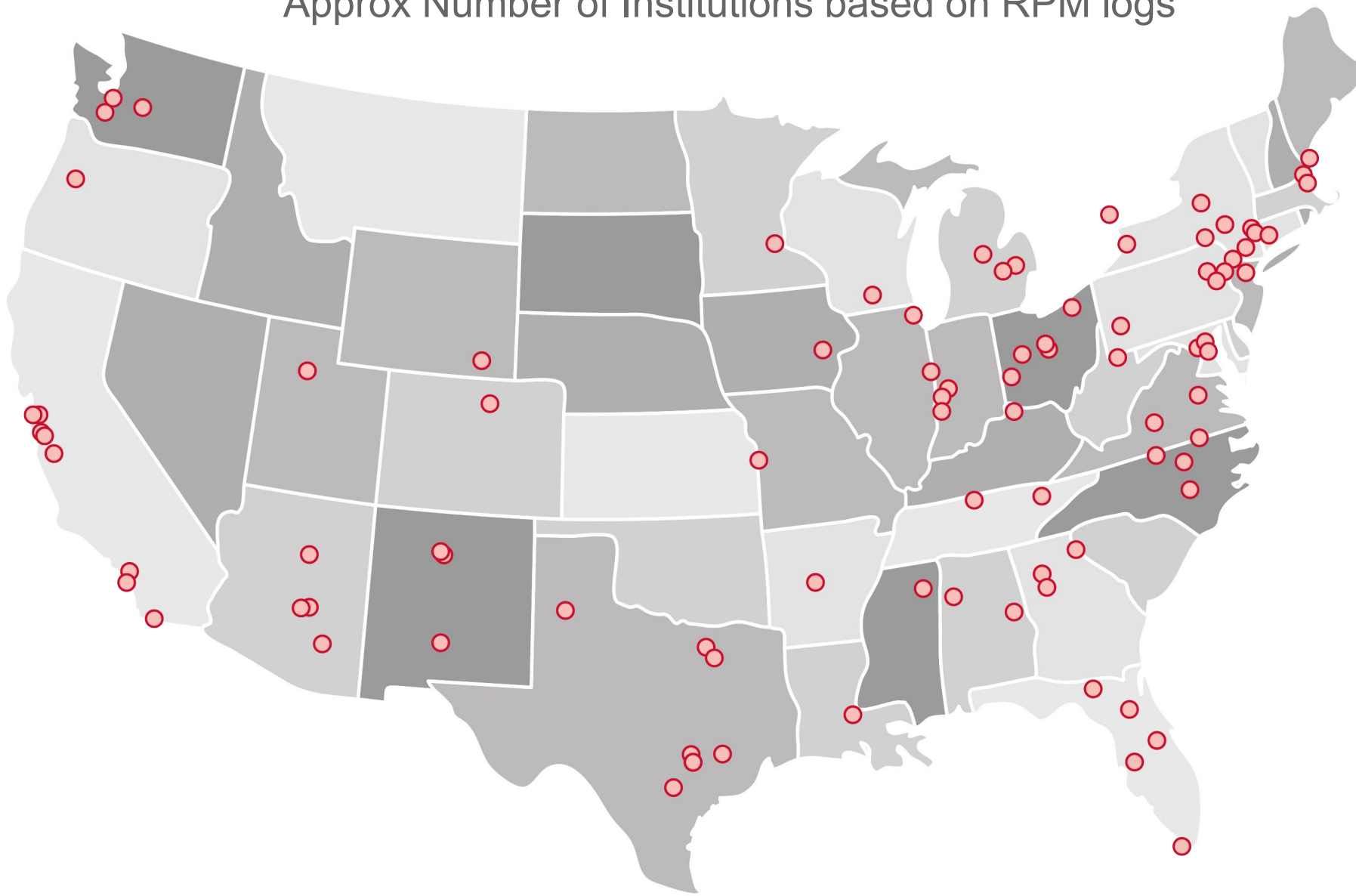


This work is supported by the National Science Foundation of the United States under the awards NSF SI2-SSE-1534949 and CSSI-Software-Frameworks-1835725.





Approx Number of Institutions based on RPM logs



- 136 unique US locations
- 70 unique international locations





**Ohio Supercomputer Center**  
An OH-TECH Consortium Member



University at Buffalo

Center for Computational Research



In Process of Installing

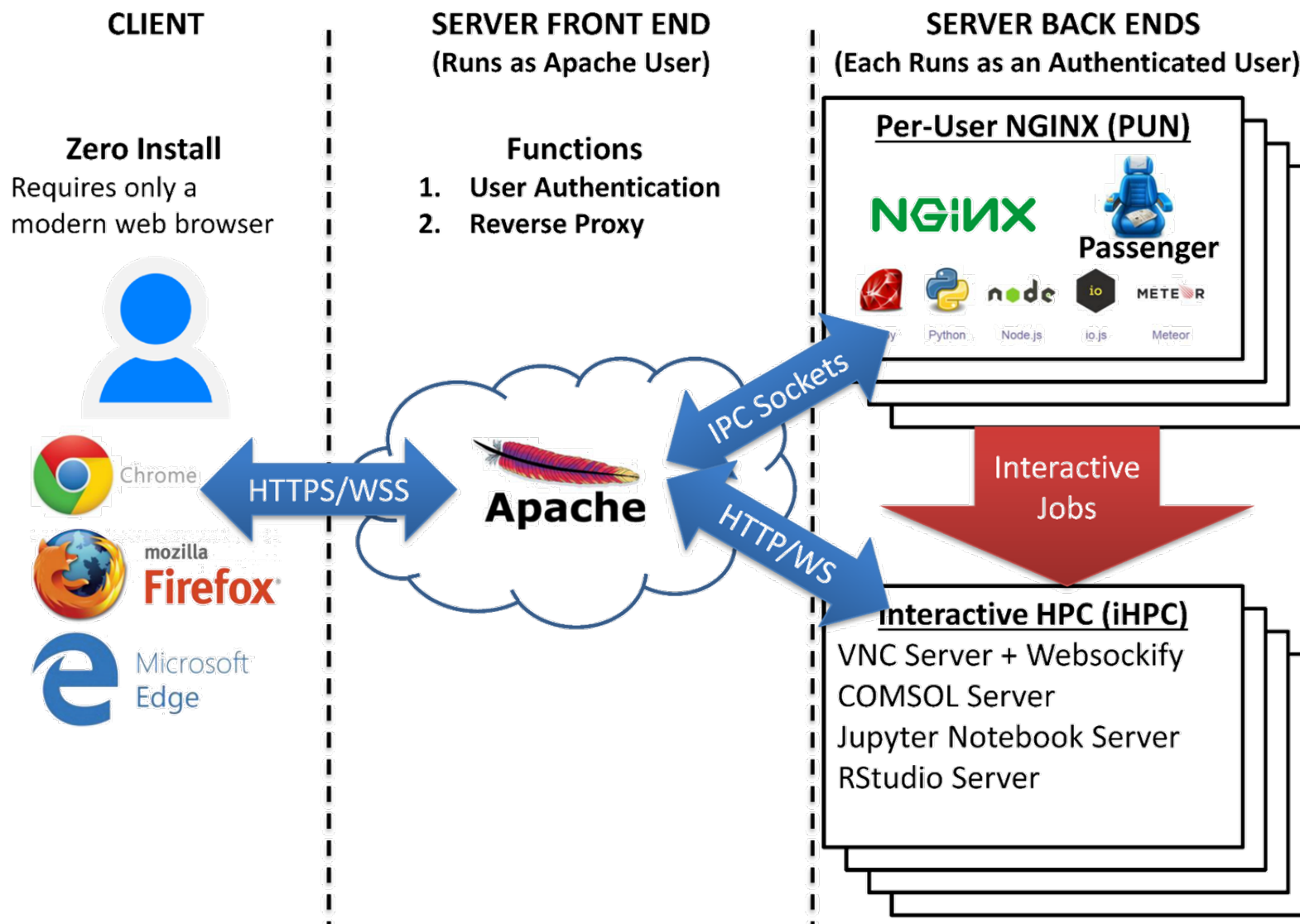
## Example Current Engagements and Deployments



## Production Deployments







# Open OnDemand 2.0 Project Overview

Previous three year NSF SI2 award (#1534949) to develop OnDemand 1.x

Awarded follow on NSF CSSI award (#1835725) to develop OnDemand 2.x

Project runs from Jan 2019 to Dec 2023

Collaborators include SUNY Buffalo and Virginia Tech

Four areas

**Visibility:** Enhancing resource utilization visibility by integrating the existing Open XDMoD platform

**Scalability:** support more types of computing resources and software

**Accessibility:** appeal to more scientists in more fields of science

**Engagement:** establish community of departmental, campus and national HPC users and administrators







# Items ‘Coming Soon’ or Recently Added

Version	System Stuff	Apps
V1.7 (June 1)	Linux host adapter Keycloak identity brokering Ansible role OpenHPC integration	
V1.8 (August 17)	Dashboard with XDMoD DEX authentication Easier debugging interactive apps	App submission to cluster set Job composer with XDMoD Visual Studio Code app (beta)
V2.0 (November 9)	Kubernetes adapter SSL+auth abstraction for apps	New launch interface UX Files app replacement Completed Jobs App
Current “OSC only” features	System status with GPUs OpenStack Globus Integration	Stata, Tensorboard, QGIS, Render, Galaxy, Visual Studio Code Server, R Shiny



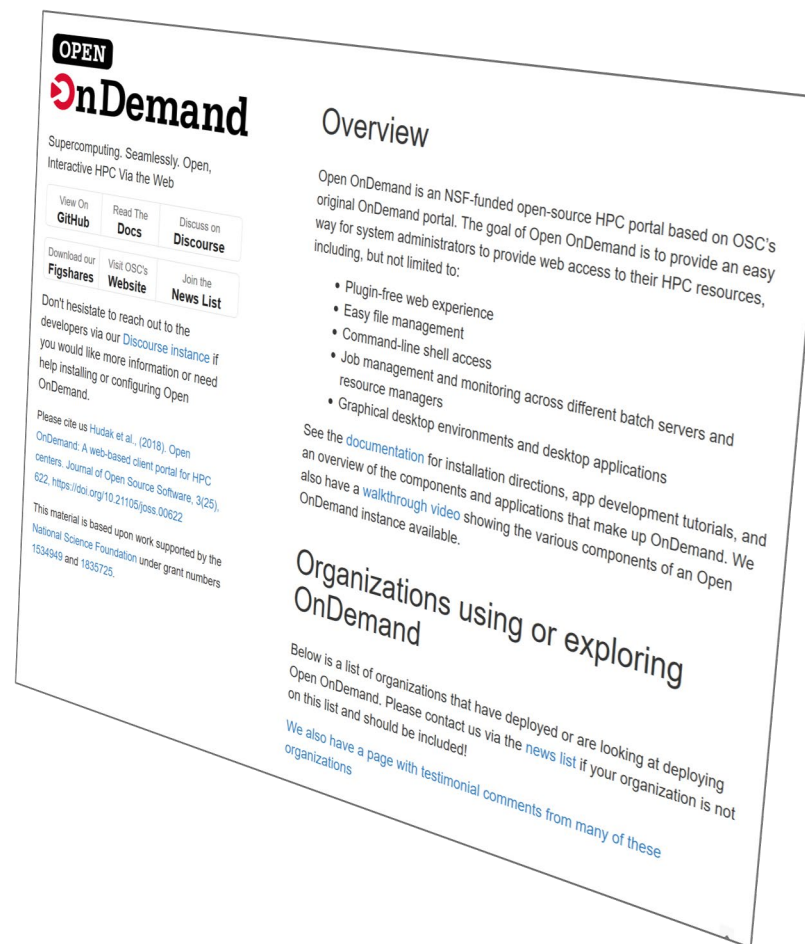


# OPENONDEMAND.ORG

Use our Discourse instance for help

Join our mailing list for updates

Our webinars are roughly quarterly



This work is supported by the National Science Foundation of the United States under the awards NSF SI2-SSE-1534949 and CSSI-Software-Frameworks-1835725.





**Ohio Supercomputer Center**  
An **OH-TECH** Consortium Member



University at Buffalo

Center for Computational Research



**VIRGINIA  
TECH™**

# Usage Overview Demo

Bob Settlage, VT





**Ohio Supercomputer Center**  
An **OH-TECH** Consortium Member



University at Buffalo


Center for Computational Research



**VIRGINIA  
TECH™**

# Installing OnDemand

Eric Franz, OSC



# Installation: requirements

- **Hardware**
  - OSC – VMware VM w/ 16 vCPU & 64GB RAM (~120 concurrent users)
- **Operating System**
  - Red Hat based OS – version 7 or 8
- **Batch client software**
  - Needs to be able to submit and query jobs (sbatch, squeue, qsub, qstat, etc)
- **Shared filesystems**
  - Home directories and other cluster filesystems
- OSC uses NFSv4 home and GPFS over NFS using CES
  - **An OnDemand server is closer to a login node than a standard web server**



## Installation: Batch schedulers supported

- Slurm
- Torque
- PBSPro
- SGE / UGE
- LSF
- Linux Host (processes started via ssh, tmux, and Singularity)
- Kubernetes (in development)
- CloudyCluster CCQ (in development)





# Installation: packages

- **YUM repos and RPMs for RHEL7/8**
  - Enable Software Collections (SCL) repos
  - Install OnDemand YUM repo then RPM package
    - We provide Passenger and NGINX as SCL versions were deprecated
  - yum install ondemand
- **Ansible role for other OSs**
- **Separate rpm packages for default authentication using Dex and enabling SELinux support**
- **Puppet module available**



# Installation: authentication

- **Three steps:**
  1. Configure Apache module
  2. Setup User Mapping
  3. Configure Logout
- Examples
  - OpenID Connect using Keycloak or Dex
  - CAS
  - Shibboleth
  - CILogon



# Installation: configuration & customization

- **Configuration files**
  - YAML file per cluster – used to define login and batch environment
  - YAML file to generate Apache configuration
  - YAML to configure Per User NGINX environment
- **All configuration files under /etc/ood**
- **App specific customization mainly managed using env variables**
  - /etc/ood/config/apps/dashboard/env
    - MOTD\_PATH="/etc/motd"
    - MOTD\_FORMAT="markdown"





## Installation: Branding

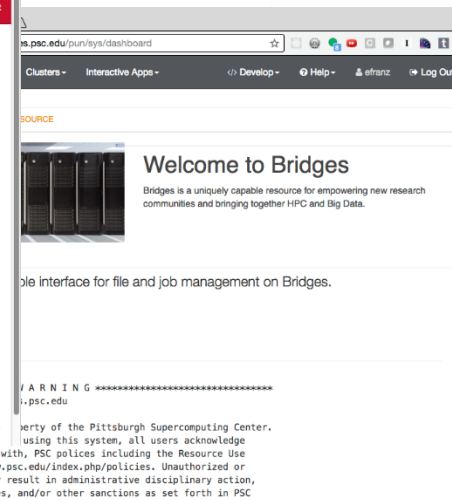
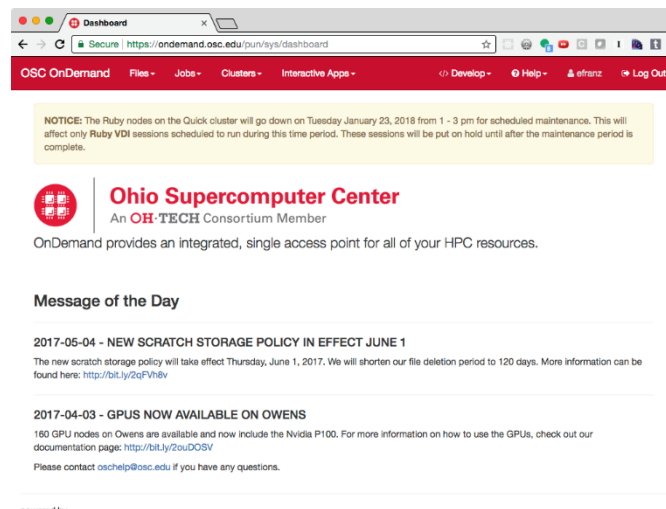
- Institution logo
- Navbar color
- Portal name
- Display MOTD on front page (/etc/motd)
- Display announcements on front page
- Display quota and balance warnings



OPEN

OnDemand

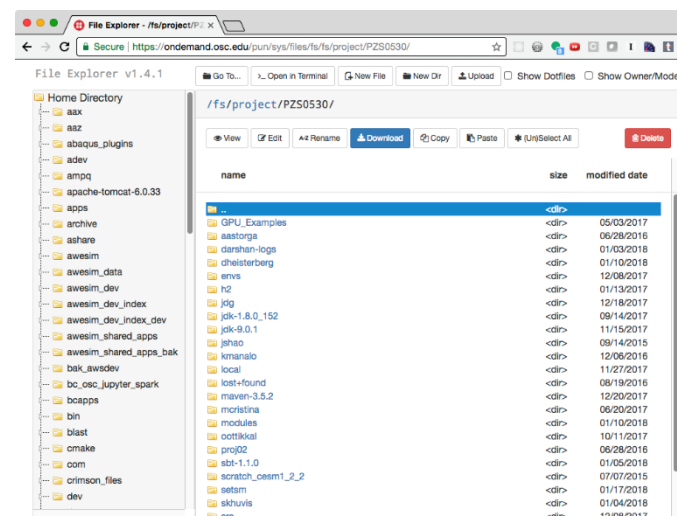

OnDemand provides an integrated, single access point for all of your HPC resources.





## Installation: Files shortcuts

- Add directory shortcuts to open Files app in home directory, scratch space, and project space





## Installation: considerations for production

- **Ensure short wait times for Interactive apps**
  - OSC uses “quick” batch environment with dedicated nodes
    - Moab tuned for 3s scheduling interval
  - SLURM sites could use dedicated partition or high priority QoS
  - Another possible solution is over subscription
  - Management of interactive access to HPC resources is not a solved problem
- **Separate test and production deployments**
  - Upgrade and verify test deployment first







**Ohio Supercomputer Center**  
An OH-TECH Consortium Member



University at Buffalo

Center for Computational Research



**VIRGINIA  
TECH™**

# Configuring software to be available in OnDemand

Eric Franz and Jeff Ohrstrom OSC



# Configuring software to be available in OnDemand

- New software is made available through OnDemand by adding new “apps”
- Users can develop and run apps in their home directory
- Admins can publish apps by copying them to the OnDemand web host’s local disk





## Configuring software: Types of apps

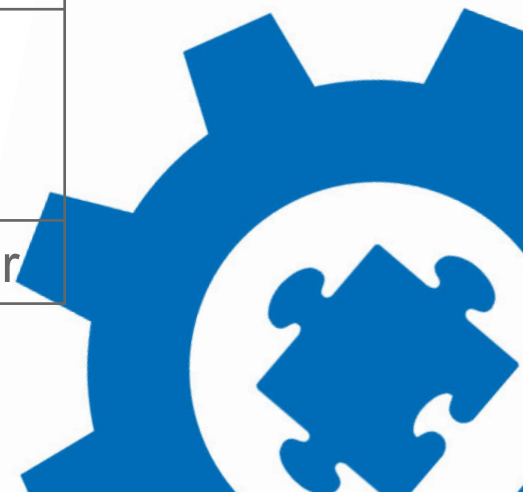
- **Interactive App Plugins**
  - Consists of a job template and configuration files
  - Submits a batch job which launches VNC GUI app or web server on compute node and provides user link to connect
- **Passenger web apps written in Python, Ruby, or Node.js**
  - run as the user - they are acting behalf of the user
  - do not need to manage authentication or authorization
  - write any app specific data to user dirs (\$HOME, \$SCRATCH)





## Configuring software: Tools

Developer Menu	One place for all developer features Located in top menu in Dashboard
Developer Documentation	Tutorials Example apps to copy and modify
My Sandbox Apps	List of apps I'm developing Create new app and delete app
App Editor	Edit app metadata Open file and shell apps to edit code Displays git status of app's source code
Published Apps	Apps installed here will be visible to every user



# Hands on Tutorial: Create a Jupyter “Interactive App Plugin”





## Jupyter Tutorial: Get the App working

- Jupyter example application doesn't work out of the box
  - Configure it to use this cluster
  - Configure it to use the correct Jupyter installation
- The card is shown when a successful Jupyter job is launched

**HPC Tutorial Jupyter (2)** 1 node | 1 core | Running

**Host:** >\_cpn01 Delete

**Created at:** 2020-07-21 19:27:37 UTC

**Time Remaining:** 59 minutes

**Session ID:** b71ea2ba-83ec-40ea-9011-7dd5b834b31f

[Connect to Jupyter](#)





# Jupyter Tutorial: Modify the Partition

- Change the partition element to be a select dropdown instead of a text field

**Partition**

Compute

Compute

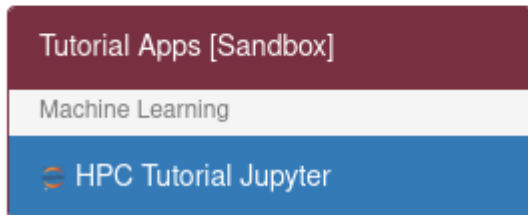
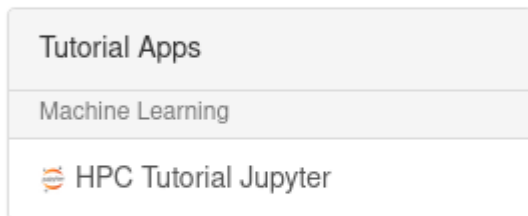
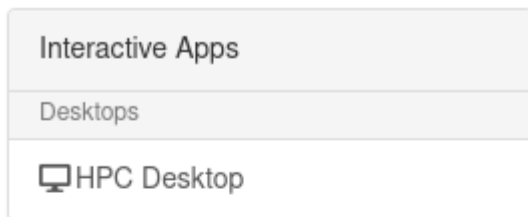
Debug





# Jupyter Tutorial: Deploy to production

- Deploy the app to production for other users





## Jupyter Tutorial: Set the memory request for the job

- Use the script.native attributes to set the --mem SLURM argument

Memory (MB)



RSS Memory

Launch

\* The HPC Tutorial Jupyter session data for this session can be accessed under the [data root directory](#).





## Jupyter Tutorial: Limit the number of nodes

- Put an upper limit on the number of nodes allowed

Number of nodes

17

Please select a value that is no more than 2. The session starts

\* The HPC Tutorial Jupyter session data for this session can be accessed under the [data root directory](#).



# Jupyter Tutorial: Add a checkbox to start JupyterLab

- Add a checkbox so users can boot JupyterLab or Jupyter Notebook

☐ Use JupyterLab instead of Jupyter Notebook?

JupyterLab is the next generation of Jupyter, and is completely compatible with existing Jupyter Notebooks.

Launch

\* The HPC Tutorial Jupyter session data for this session can be accessed under the [data root directory](#).





# Jupyter Tutorial: Delete unused fields

- Delete unused fields to clean up the form

## Partition

Compute

## Number of hours

1

## Number of nodes

1

## Memory (MB)

600

RSS Memory

☐ Use JupyterLab instead of Jupyter Notebook?

JupyterLab is the next generation of Jupyter, and is completely compatible with existing Jupyter Notebooks.

Launch

\* The HPC Tutorial Jupyter session data for this session can be accessed under the [data root directory](#).





# Break

OSC has a job opening on the Open OnDemand team! Full details here:  
[go.osu.edu/ood-job](https://go.osu.edu/ood-job)



**Ohio Supercomputer Center**

An **OH·TECH** Consortium Member

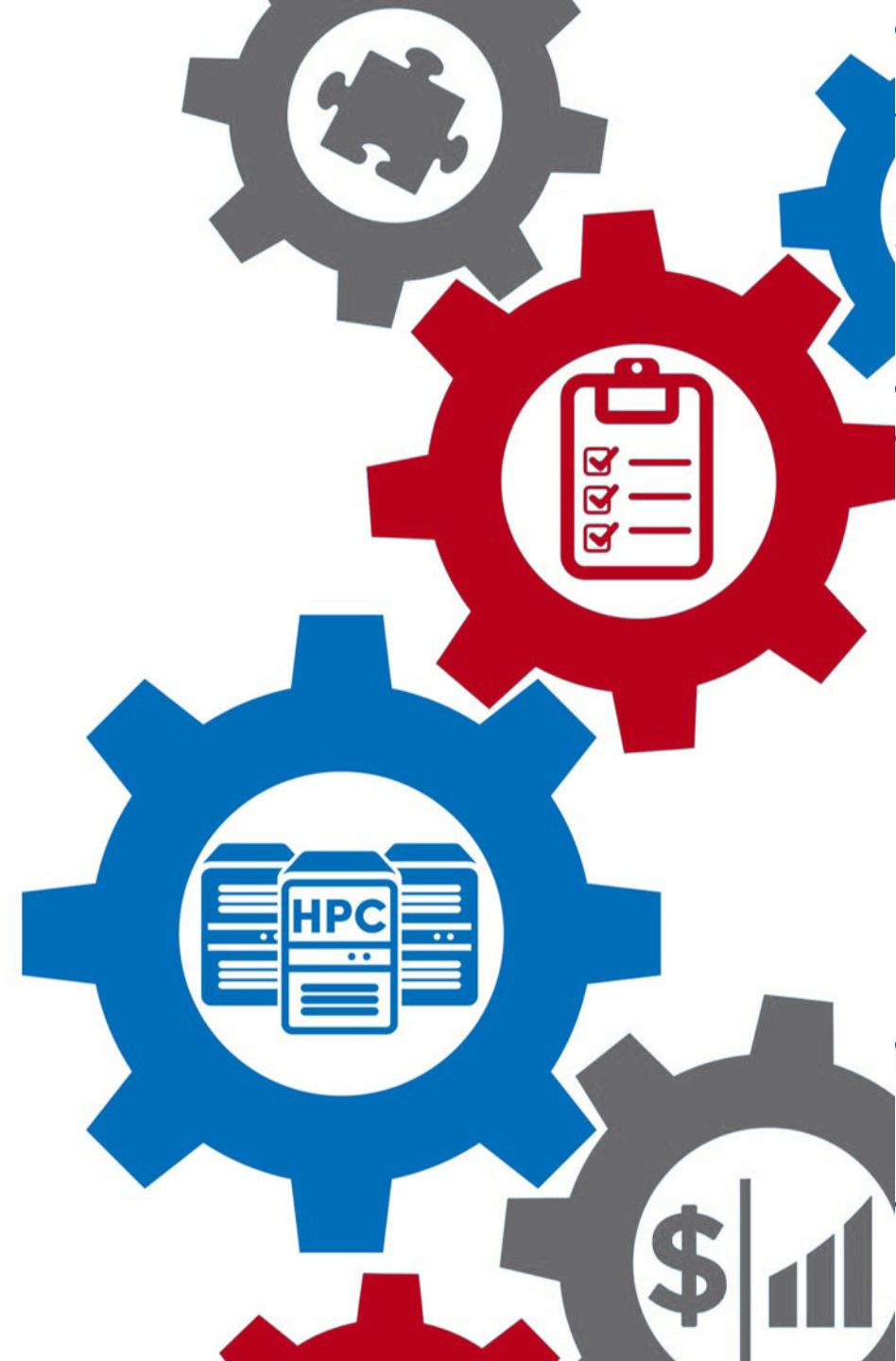


**VIRGINIA  
TECH™**



University at Buffalo

Center for Computational Research



# Hands on Tutorial: Create a Passenger app

- “Status apps” that execute a command and display formatted output to the user can be very useful and easy to develop
- Many third party apps written in Python, Ruby, NodeJS can be configured to run via Passenger in OnDemand





## Example Status apps: Tufts many custom report apps



Galaxy

Globus File Transfer

Module List

Quota Increase

⚙ Quota Report

⚙ Scheduler Info

⚙ Show Groups

Reports

⚙ Inventory

⚙ Top Users

⚙ Utilization by User

Open OnDemand / Show Groups

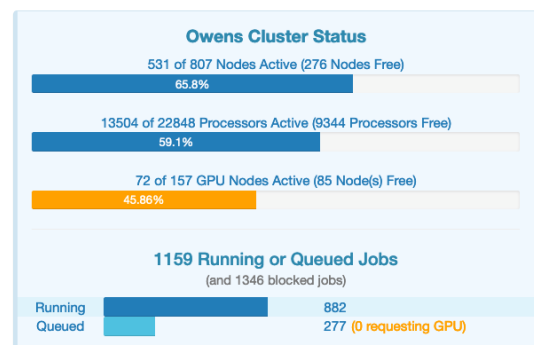
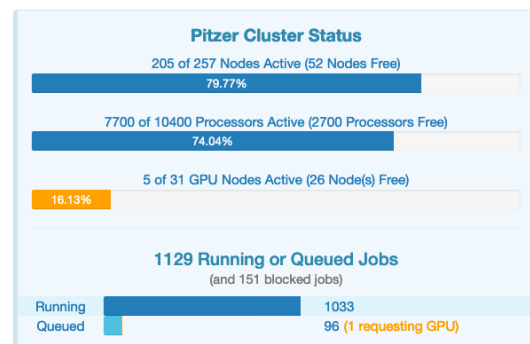
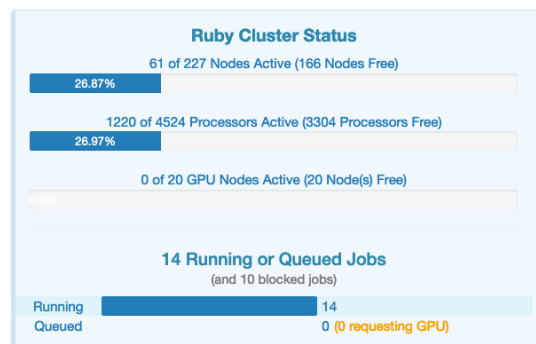
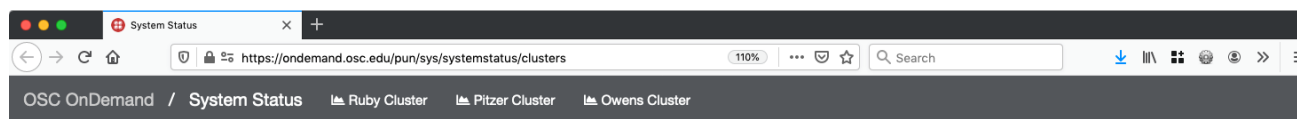
Using layout: Mon Jan 29 2018 13:59:28 GMT-05

```
chbe193
cohnlab
datalab
duchinlab
facstaff
fmri
galaxydev
gaussian
georgakoudilab
grj
gromacs
heldweinlab
hep
hrilab
isberg
levinlab
marchesini_lab
math150inst
perseus
rgts
schwob_lab
sokolevlab
student
train01
ttsworkshop
us@tlas1
vireos
```





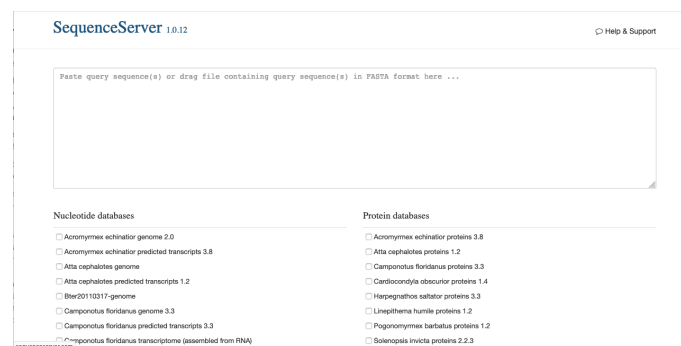
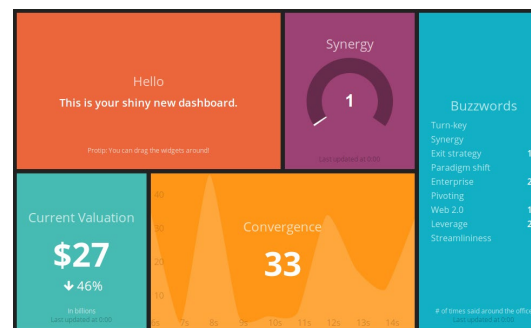
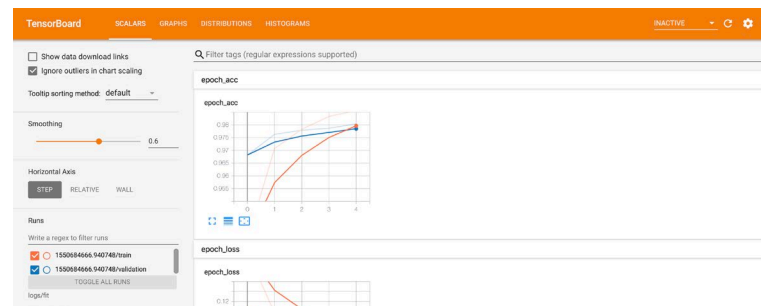
# Example Status apps: OSC System Status app





## Example third party apps:

- Tensorboard (in Python)
- Smashing dashboard  
(formerly Dashing from  
Shopify, in Ruby)
- SequenceServer (in Ruby)
- In OnDemand 2.0 we hope  
to expand support for  
launching Passenger  
apps in any language



# Hands on Tutorial: Create a Passenger app

- 1. Create a simple status app using Ruby
- 2. Review examples of apps in Python and NodeJS
- 3. Deploy the status app to production
- 4. Learn about authorization in OnDemand





# XDMoD and OnDemand Integration

Eric Franz, OSC



**Ohio Supercomputer Center**

An **OH·TECH** Consortium Member

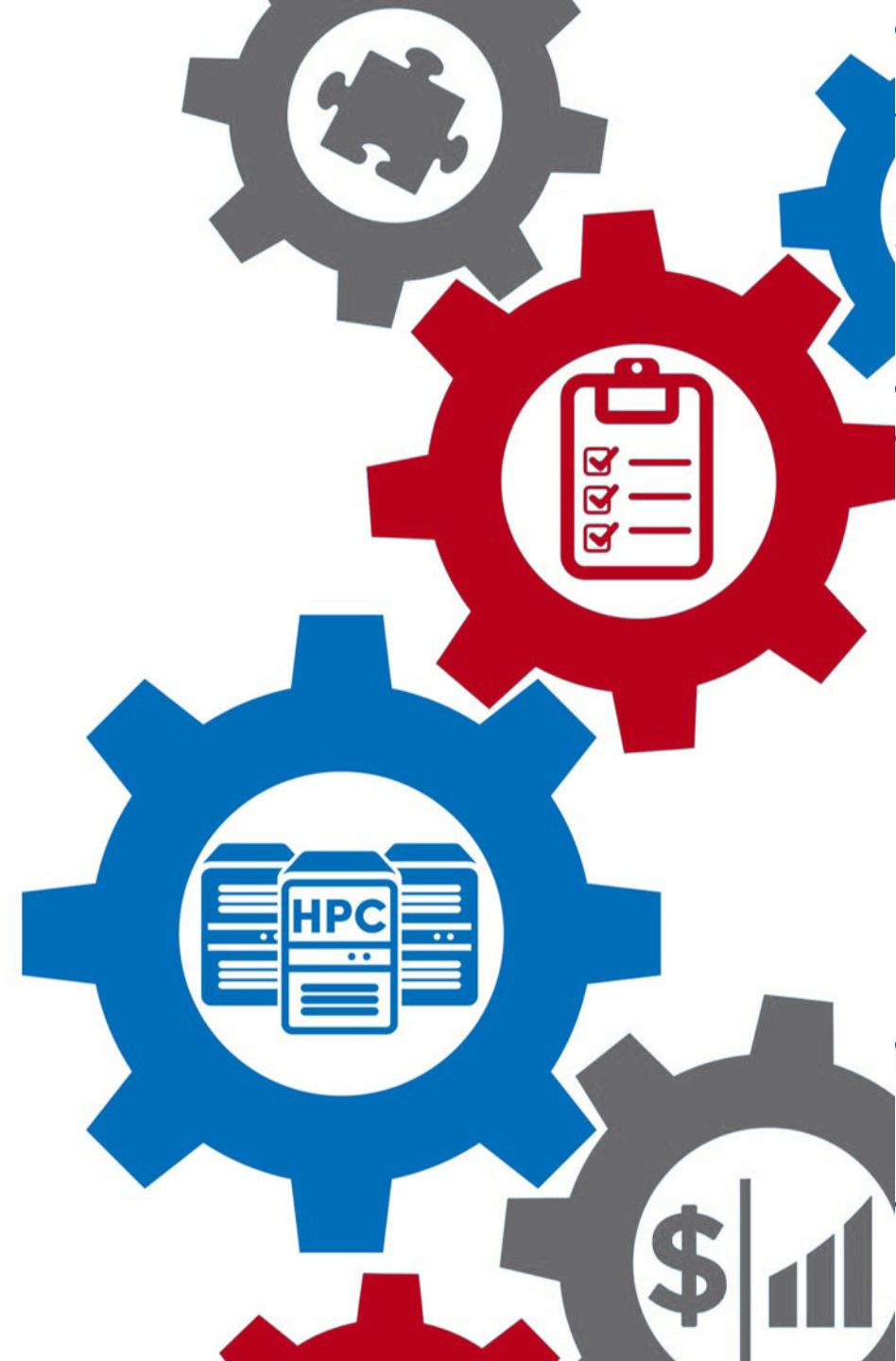


University at Buffalo

Center for Computational Research



**VIRGINIA  
TECH™**



# Overview of integration

- Presents job efficiency reports from XDMoD directly on the OnDemand dashboard
- Integration enabled by user being logged into both XDMoD and OnDemand
- Only works if authenticated using same OpenID Connect or SAML Identity Provider
- This should be available in OnDemand 1.8 and XDMoD 9



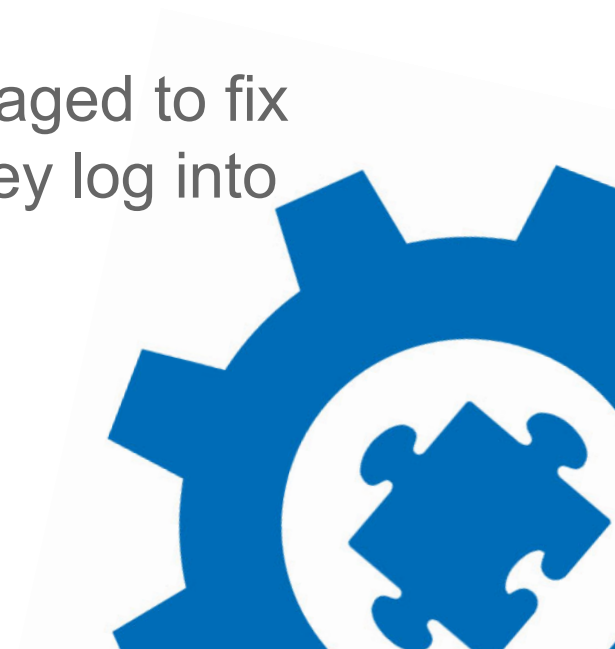
# Enabling the XDMoD reports on OnDemand dashboard

1. Configure OnDemand with XDMoD host URL in PUN  
/etc/ood/config/nginx\_stage.yml
2. Configure OnDemand with XDMoD resource id in each cluster config  
/etc/ood/config/clusters.d/hpc.yml
3. Add OnDemand host as domain to XDMoD portal settings for CORS  
/etc/xdmod/portal\_settings.ini
4. Configure identity provider to include OnDemand host in HTTP Content-Security-Policy for frame-ancestors since OnDemand uses iFrames to trigger SSO with XDMoD when a user logs in



# Benefits of integrating XDMoD and OnDemand

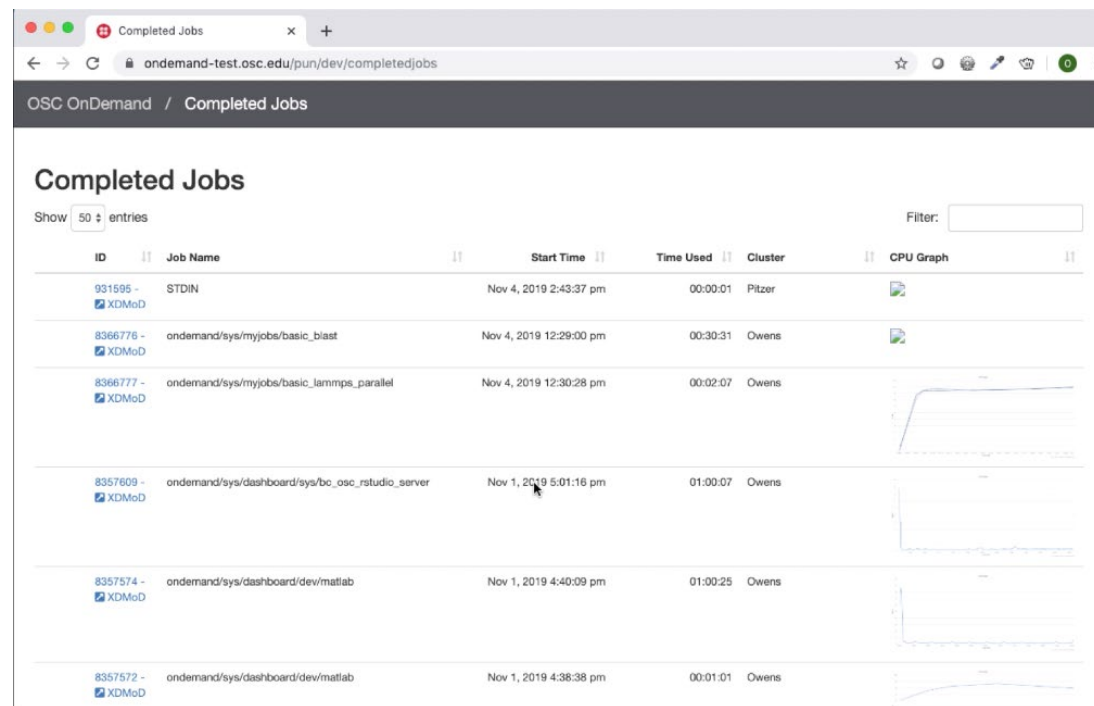
1. Encourage users, even those new to HPC to access to historical job information through XDMoD
2. Provide faster access to relevant job information XDMoD from OnDemand
3. Ensure that users with poorly performing jobs are encouraged to fix them by presenting reports with red graphs every time they log into OnDemand





## Future plans

1. Completed Jobs App
2. Server side integration to address Single Sign On problems by moving communication to the server
3. Provide OnDemand usage metrics through XDMoD



The screenshot shows a web browser window with the URL `ondemand-test.osc.edu/pun/dev/completedjobs`. The page title is "OSC OnDemand / Completed Jobs". Below the title, there is a "Completed Jobs" section with a "Show 50 entries" dropdown and a "Filter:" input field. The main content is a table with columns: ID, Job Name, Start Time, Time Used, Cluster, and CPU Graph. The table lists several jobs, including "STDIN", "ondemand/sys/myjobs/basic\_blast", "ondemand/sys/myjobs/basic\_lammps\_parallel", "ondemand/sys/dashboard/sys/bo\_osc\_rstudio\_server", "ondemand/sys/dashboard/dev/matlab", and "ondemand/sys/dashboard/dev/matlab". Each job entry has a small "XDMoD" icon next to the ID. The "CPU Graph" column shows a small line graph for each job.

ID	Job Name	Start Time	Time Used	Cluster	CPU Graph
931595 - XDMoD	STDIN	Nov 4, 2019 2:43:37 pm	00:00:01	Pitzer	
8366776 - XDMoD	ondemand/sys/myjobs/basic_blast	Nov 4, 2019 12:29:00 pm	00:30:31	Owens	
8366777 - XDMoD	ondemand/sys/myjobs/basic_lammps_parallel	Nov 4, 2019 12:30:28 pm	00:02:07	Owens	
8357609 - XDMoD	ondemand/sys/dashboard/sys/bo_osc_rstudio_server	Nov 1, 2019 5:01:16 pm	01:00:07	Owens	
8357574 - XDMoD	ondemand/sys/dashboard/dev/matlab	Nov 1, 2019 4:40:09 pm	01:00:25	Owens	
8357572 - XDMoD	ondemand/sys/dashboard/dev/matlab	Nov 1, 2019 4:38:38 pm	00:01:01	Owens	

Find more ways to help users optimize their jobs!





## Funding and other acknowledgements:

- OnDemand is supported by the National Science Foundation – award numbers [NSF#1534949](#) and [NSF#1935725](#)
- Open XDMoD is supported by the National Science Foundation – award numbers [ACI 1025159](#) and [ACI 1445806](#)
- We gratefully acknowledge the partnership with [Virginia Tech](#) on our current joint NSF project





# Thank you...

OSC, VT, and UB staff and students for helping with the tutorial today!



**Ohio Supercomputer Center**

An **OH·TECH** Consortium Member

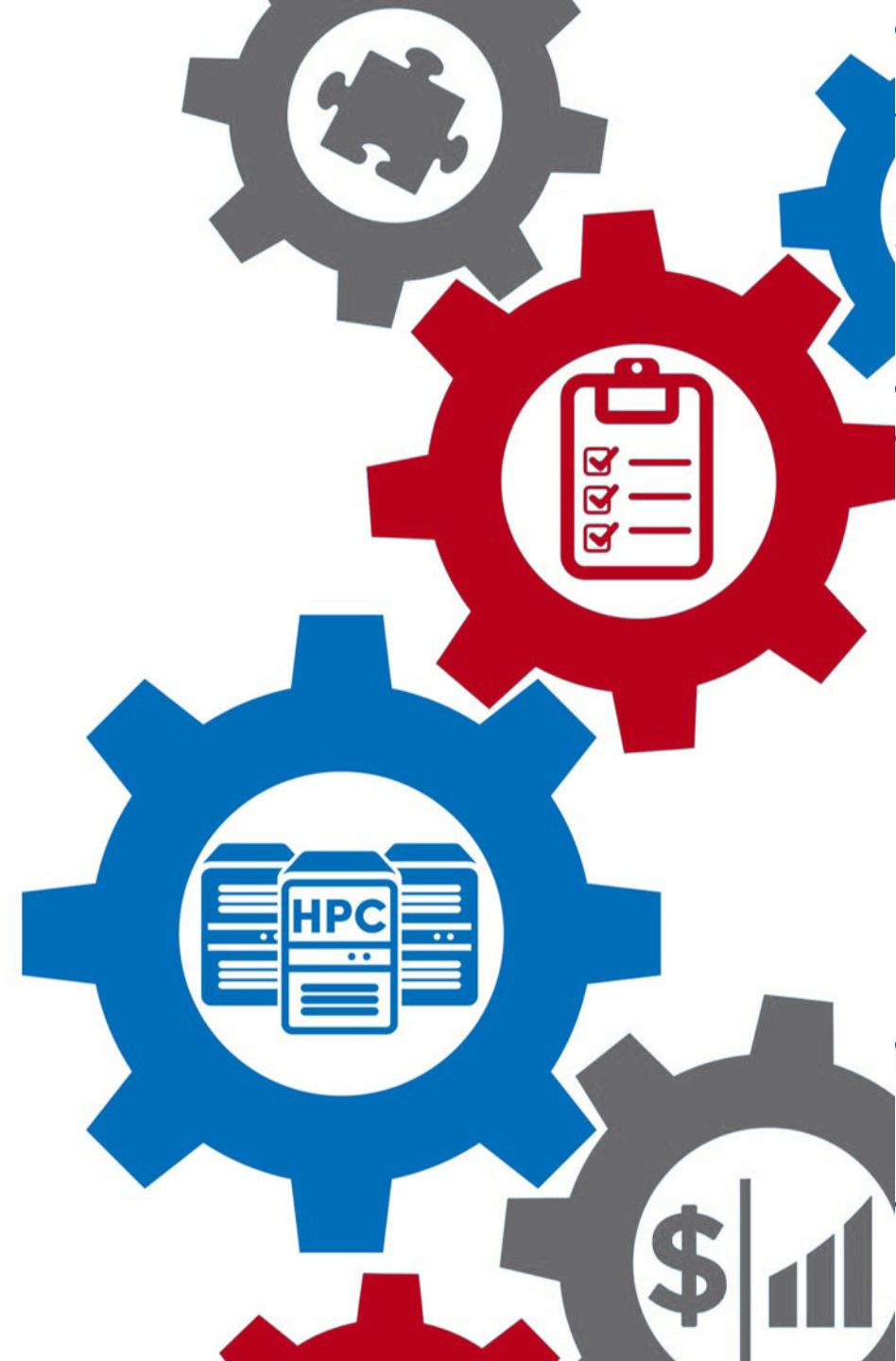


University at Buffalo

Center for Computational Research



**VIRGINIA  
TECH™**



# Tutorial Staff:

Andrew Bruno, UB  
Alan Chalker, OSC  
Andrew Collins, OSC  
Trey Dockendorf, OSC  
Eric Franz, OSC  
David Hudak, OSC

Matt Jones, UB  
Jeff Ohrstrom, OSC  
Ben Plessinger, UB  
Dori Sajdak, UB  
Bob Settlage, VT  
Joseph White, UB



**Ohio Supercomputer Center**

An OH·TECH Consortium Member

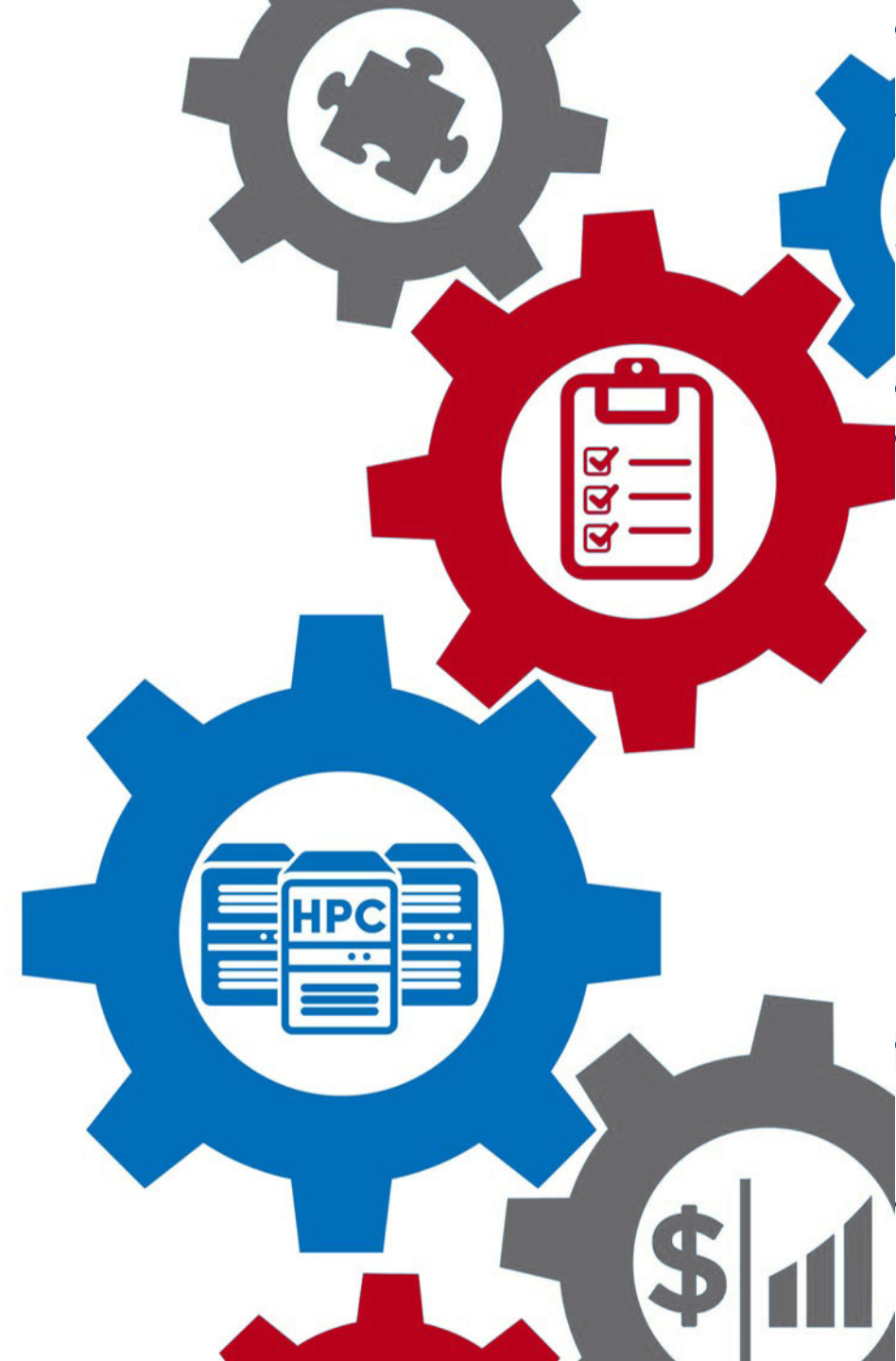


University at Buffalo

Center for Computational Research



**VIRGINIA  
TECH™**





## How to reach us:

Center for Computational Research – <https://buffalo.edu/ccr>

Open XDMoD - <https://open.xdmod.org/>

ColdFront - <https://github.com/ubccr/coldfront>

Ohio Supercomputer Center - <https://www.osc.edu/>

OnDemand - <https://openondemand.org/>

Virginia Tech – Advanced Research Computing - <https://arc.vt.edu/>





## Other places you'll find us at PEARC20

- Tues, 7/28 2:35-3:50pm PST

Open OnDemand User Group Meeting <https://sched.co/cnUi>

- Wed, 7/29 1:35-3:35pm PST

Grendel: Bare Metal Provisioning System for HPC <https://sched.co/cnVj>

Monitoring & Analysis of Power Consumption on HPC clusters using XDMoD <https://sched.co/cnVp>

Informing the on/o-prem cloud discussion in higher education <https://sched.co/cnVm>

- Thurs, 7/30 8-9:35am PST

Cloud & Data Center usage, expenditures, & approaches to ROI: a survey of academic research computing centers <https://sched.co/cnWS>

Phil Andrews Most Transformative  
Contribution Award and  
Best Paper in "Advanced research  
computing environments - systems  
& system software" Track Award



**Join the staff & developers of  
each product immediately  
following this tutorial**

**Zoom Coordinates will be  
posted in Slack**



**Ohio Supercomputer Center**

An OH·TECH Consortium Member




**VIRGINIA  
TECH™**



University at Buffalo

Center for Computational Research



# Thank you for attending!

Please fill out the post-tutorial survey

We value your opinions!



**Ohio Supercomputer Center**

An OH·TECH Consortium Member



University at Buffalo

Center for Computational Research



**VIRGINIA  
TECH™**

