Supporting Information for:

Thermally Reduced Ru Nanoparticles as a Highly Active Heterogeneous Catalyst for Hydrogenation of Monoaromatics

Fabing Su,*[,†,‡] Lu Lv,[†] Fang Yin Lee,[§] Tao Liu,[⊥] Andrew I. Cooper,[‡] and Xiu Song Zhao*[,†,§]

[†]*Department of Chemical and Biomolecular Engineering, National University of Singapore, 4 Engineering Drive 4, Singapore 117576,* [‡] *Department of Chemistry, University of Liverpool, Crown Street, Liverpool, L69 3BX, United Kingdom,* [§]*Nanoscience and Nanotechnology Initiative, National University of Singapore, 2 Engineering Drive 3, Singapore 117576,* [⊥]*Physics Department, National University of Singapore, 2 Science Drive 3, Singapore 117542*

* To whom correspondence should be addressed. E-mail: fabing.su@liverpool.ac.uk, chezxs@nus.edu.sg.

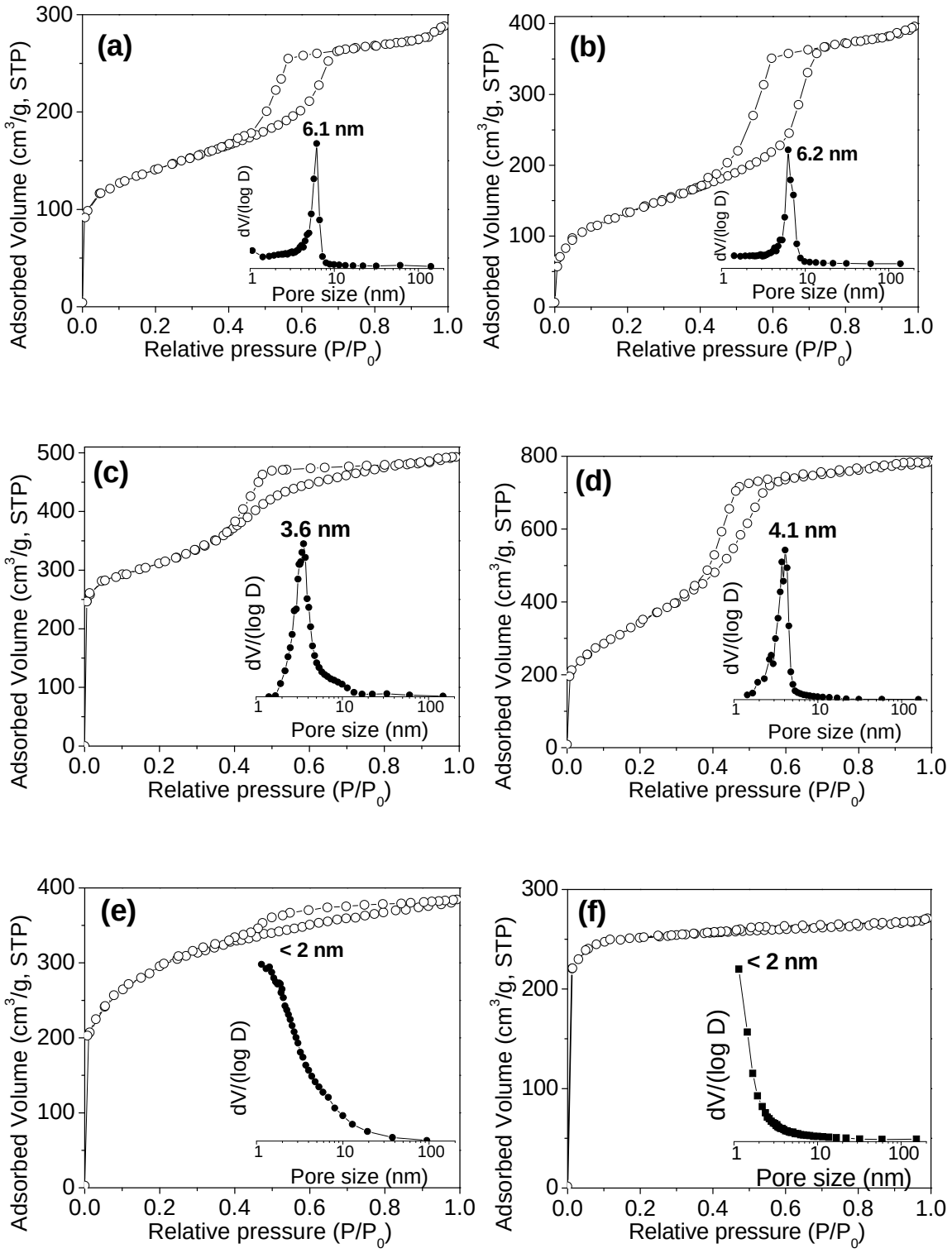

Figure S1. N_2 adsorption-desorption isotherms and PSD (inset) of the Ru catalysts used in this work: (a) Ru/C-silica, (b) Ru/C-silica-H, (c) Ru/TMC, (d) Ru/TMC-H, (e) Ru/AC1, and (f) Ru/AC2.



Figure S2. TEM image of sample RuO_2/silica.

Table S1. Leaching properties of Ru catalysts.

Entry	Catalyst	Ru concentration (ppb) in solution after 4 days of shaking
1	Ru/C-silica	3.7
2	Ru/AC1	2.8
3	Ru/silica-H	3116.2
4	Ru/C-silica-H	62.3
5	Ru/AC1-H	149.9
6	Ru/TMC (1-run used)	0.1
7	Ru/TMC-H (1-run used)	0.2
8	Ru/AC2 (1-run used)	0.4
9	Ru/AC2-H (1-run used)	5.7



Figure S3. (a) STEM image of catalyst Ru/C-silica after five runs of catalytic reaction; (b) TEM image of catalyst Ru/TMC after five runs of catalytic reaction.

Complete Ref. 26

Moser, H. O.; Casse, B. D. F.; Chew, E. P.; Cholewa, M.; Diao, C. Z.; Ding, S. X. D.; Kong, J. R.; Li, Z. W.; Hua, M.; Ng, M. L.; Saw, B. T.; bin Mahmood, S.; Vidyaraj, S. V.; Wilhelmi, O.; Wong, J.; Yang, P.; Yu, X. J.; Gao, X. Y.; Wee, A. T. S.; Sim, W. S.; Lu, D.; Faltermeier, R. B. *Nucl. Instrum. Methods Phys. Res. Sect. B* **2005**, *238*, 83.