



JOURNAL OF THE AMERICAN CHEMICAL SOCIETY

J. Am. Chem. Soc., 1998, 120(15), 3657-3663, DOI:[10.1021/ja974091k](https://doi.org/10.1021/ja974091k)

#### Terms & Conditions

Electronic Supporting Information files are available without a subscription to ACS Web Editions. The American Chemical Society holds a copyright ownership interest in any copyrightable Supporting Information. Files available from the ACS website may be downloaded for personal use only. Users are not otherwise permitted to reproduce, republish, redistribute, or sell any Supporting Information from the ACS website, either in whole or in part, in either machine-readable form or any other form without permission from the American Chemical Society. For permission to reproduce, republish and redistribute this material, requesters must process their own requests via the RightsLink permission system. Information about how to use the RightsLink permission system can be found at <http://pubs.acs.org/page/copyright/permissions.html>



ACS Publications

MOST TRUSTED. MOST CITED. MOST READ.

Copyright © 1998 American Chemical Society

## Supporting Information

### Formation of Discrete, Functional Assemblies and Informational Polymers Through the Hydrogen Bonding Preferences of Calixarene Aryl and Sulfonyl Tetraureas

Ronald K. Castellano and Julius Rebek, Jr.\*

**GPC Standards.** All polystyrene standards were purchased from Aldrich Chemical Co. with the exception of MW 5970 and 9100 which were purchased from TosoHaas. All of the standards used are shown below.

- 8 polystyrene standards with MW<30,000

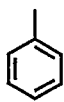
- 760
- 9,100

- 2,430
- 13,700

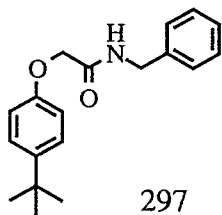
- 3,700
- 18,700

- 5,970
- 29,300

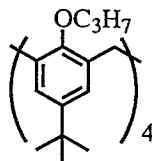
- 5 random standards



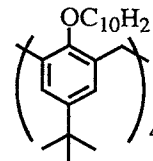
92



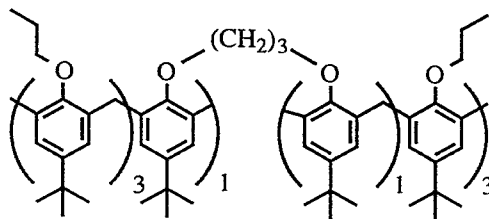
297



817



1210

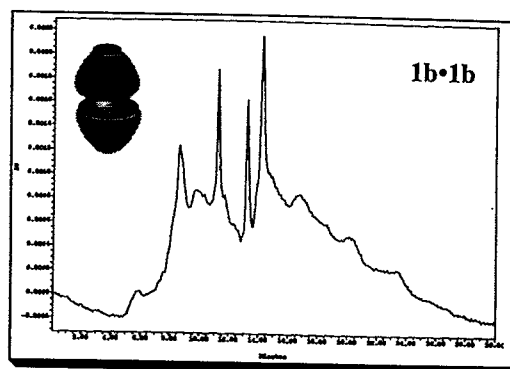
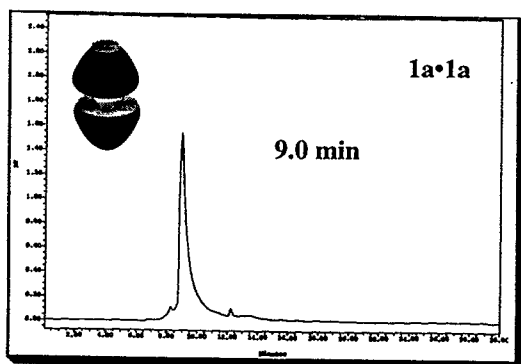


1588

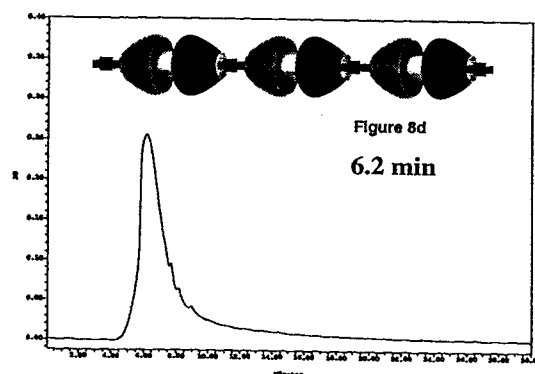
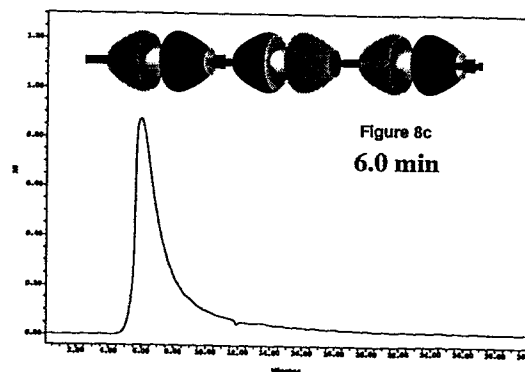
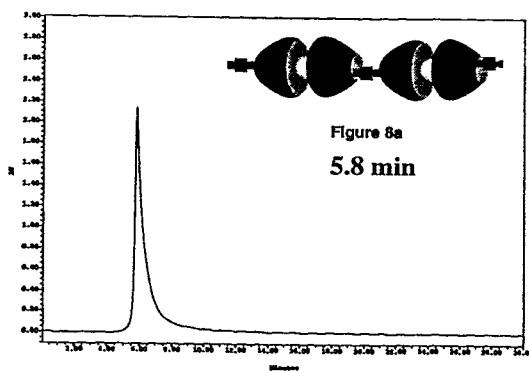
The amide (MW 297) was prepared from *p*-tert-butylphenol and benzylamine through known procedures. The calixarene derivatives are known and were easily prepared from the parent derivative.

## Additional GPC Data

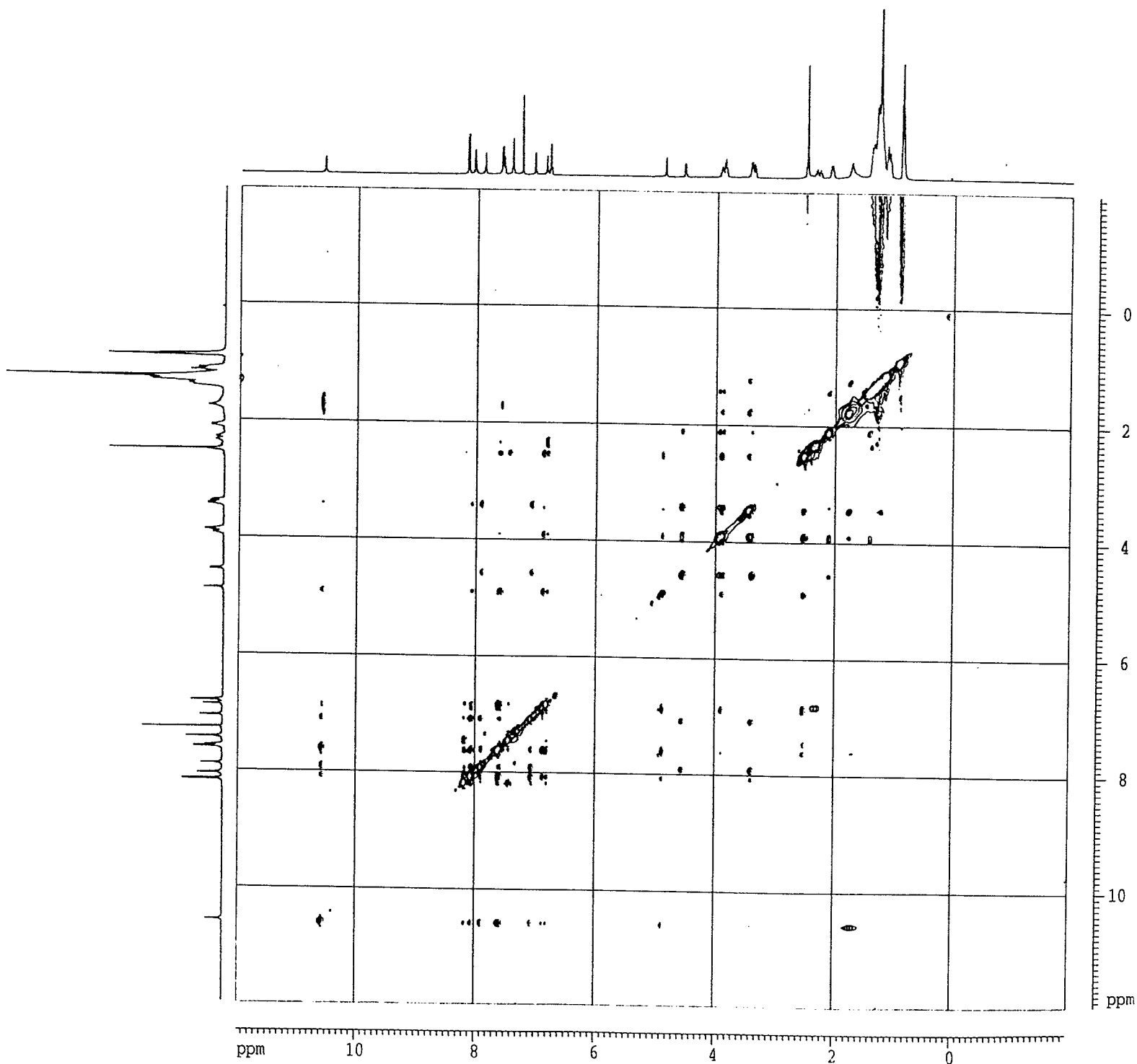
### A. Homodimers 1a•1a and 1b•1b (Figures 1 and 2)

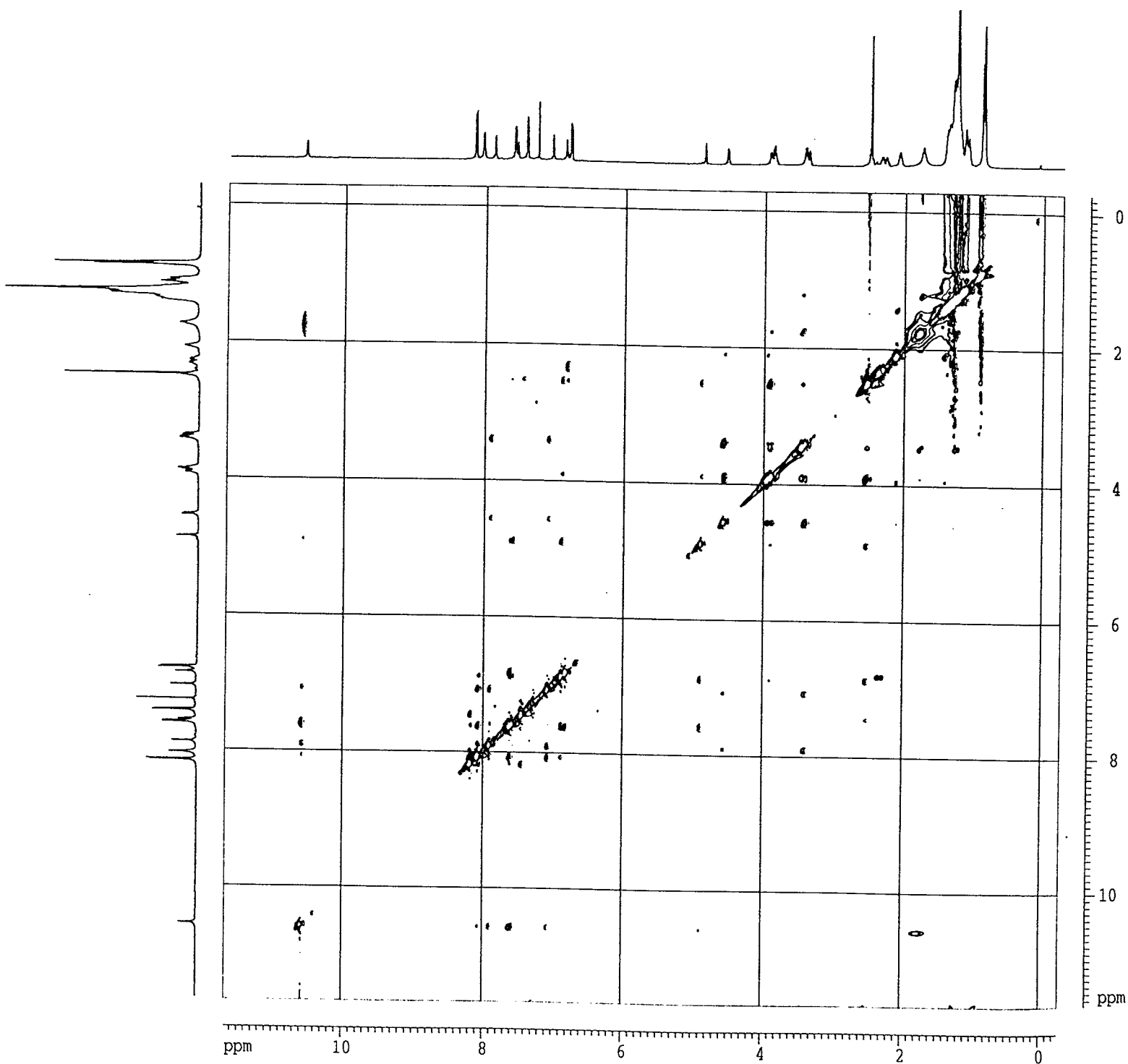


### B. Polymers\* (Figure 8)

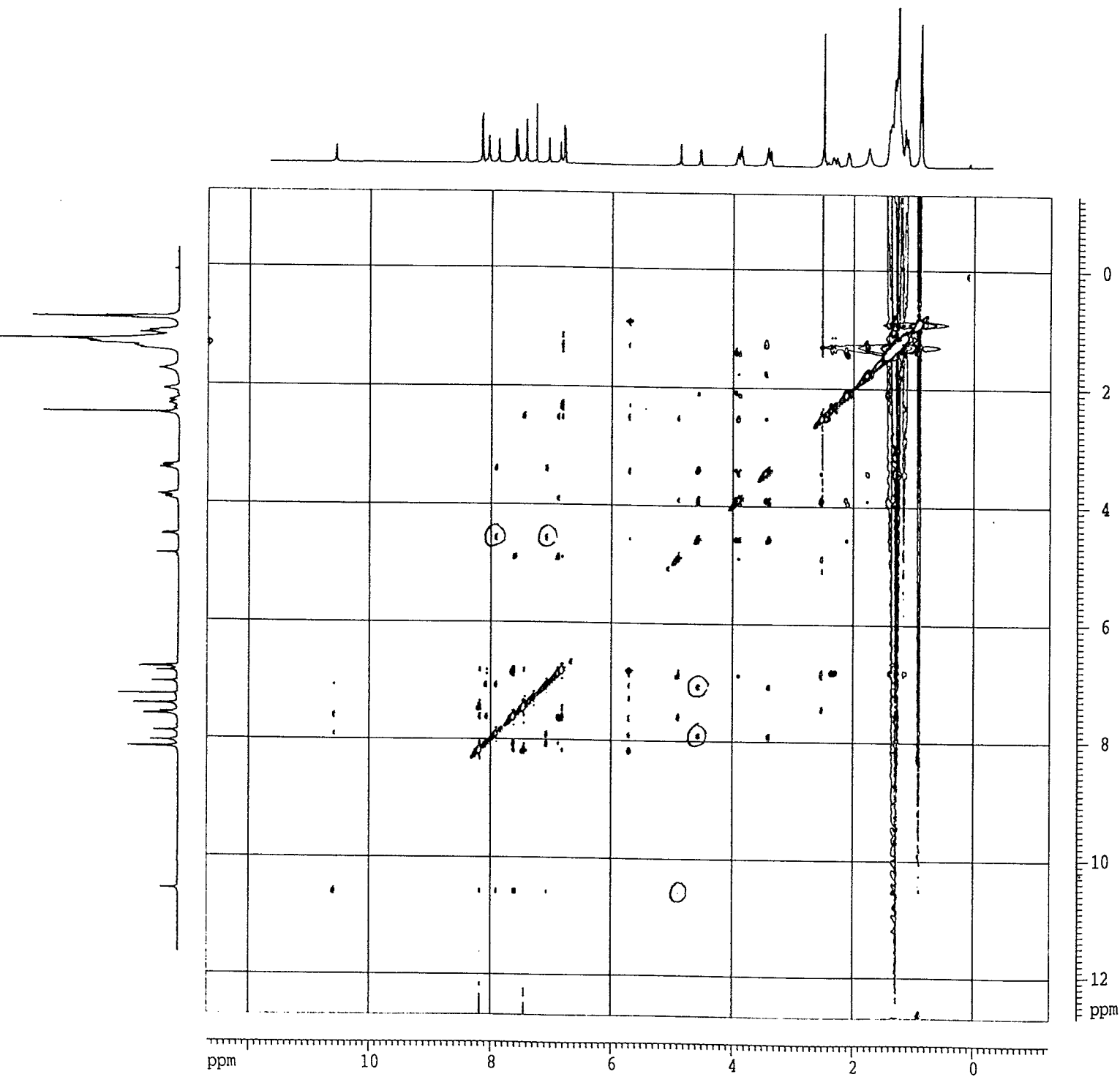


\*The polymer based on 3b (Figure 8b) could not be observed by GPC.

**NOESY Data for  $\bar{\mathbf{z}}$  (Mixing time ( $\tau_m$ ) = 600 ms)**

**NOESY Data for 2<sup>-</sup> (Mixing time ( $\tau_m$ ) = 400 ms)**

ROESY Data for  $\bar{2}$  (Mixing time ( $\tau_m$ ) = 400 ms)



(exchange NOE's circled)

# Important NOE Connectivities and Chemical Shift Data for 2 Based On NOESY Spectra

